



**New England Region  
John Stim Memorial Regional  
Qualifying Result**



John Stim Memorial

**Sorted on Best Lap time**

Grp 1 - FV, F5, FST, F6, FVCC

Thompson Road Course - Long 1.700 miles

Qual

10/7/2016 09:00 AM

Qualifying started at 9:02:33

Pos	No.	Name	Class	Best Tm	Diff	Best Speed	In Lap	Make-Model	Sponsor
1	#05	Nicholas Galuardi	FV	1:20.915		75.635	11	Caldwell D-13/red	Barrtune Racing
2	22	Michael Hinkle	FV	1:21.481	0.566	75.110	10	BRD BRD/Yellow	
3	33	Tyler Reynolds	FV	1:22.750	1.835	73.958	12	Citation/yellow	Quixote Racing
4	71	Jeffrey Adams	FV	1:22.938	2.023	73.790	11	campbell motorspo	napa auto parts of
5	61	Walter Popiak	FV	1:23.113	2.198	73.635	12	CITATION 95V/REI	LANGLAIS GROUP
6	75	Kevin O'Day	FV	1:24.354	3.439	72.551	12	Caldwell D-13/Blue	Gulf
7	#07	Chris Barry	FV	1:24.498	3.583	72.428	10	citation Formula Ve	
8	46	Mitchell Baker	FV	1:24.589	3.674	72.350	6	Protoform FV/Navy	LOL
9	49	Megan Gilkes	FV	1:24.922	4.007	72.066	10	BRD/Blac/Silver	Vallis Motor Sport
10	96	John Melican	FV	1:25.049	4.134	71.959	10	mysterian m3 fv/re	
11	4	Paul Faford	FV	1:26.410	5.495	70.825	8	Mysterian M2/Blue	
12	32	Brian Kenney	FV	1:26.741	5.826	70.555	9	FV Predator/Red	
13	55	Bruce Rodman	FV	1:27.295	6.380	70.107	10	Caracal D/black/ye	Tire Warehouse
14	2	Robert Plencner	FV	1:28.100	7.185	69.467	7	Caracal C/White	

Joshua Underwood, Chief of Timing & Scoring

Orbits

Bob Anderson, Chief Steward / Marianne Rhodes, Chairman SOM

www.mylaps.com  
Licensed to: NER, SCCA



# New England Region John Stim Memorial Regional Qualifying Result



## John Stim Memorial


Grp 1 - FV, F5, FST, F6, FVCC

Thompson Road Course - Long 1.700 miles

Qual

10/7/2016 09:00 AM

Qualifying started at 9:02:33



<b>(#05) Nicholas Galuardi</b>			2	1:29.700	+6.587	7	1:26.483	+1.561	13	1:28.302	+1.007
1	1:44.227	+23.312	3	1:26.412	+3.299	8	1:25.534	+0.612			
2	1:30.554	+9.639	4	1:24.329	+1.216	9	1:25.783	+0.861	<b>(2) Robert Plencner</b>		
3	1:26.116	+5.201	5	1:24.091	+0.978	10	<b>1:24.922</b>		1	1:46.022	+17.922
4	1:24.026	+3.111	6	1:36.102	+12.989	11	1:31.212	+6.290	2	1:37.478	+9.378
5	1:22.653	+1.738	7	1:27.346	+4.233	12	1:26.641	+1.719	3	1:32.864	+4.764
6	1:22.853	+1.938	8	1:24.272	+1.159	13	1:28.379	+3.457	4	1:32.043	+3.943
7	1:22.088	+1.173	9	1:24.448	+1.335				5	1:28.250	+0.150
8	1:21.872	+0.957	10	1:23.611	+0.498	<b>(96) John Melican</b>			6	1:28.807	+0.707
9	1:21.729	+0.814	11	1:23.668	+0.555	1	1:41.597	+16.548	7	<b>1:28.100</b>	
10	1:21.420	+0.505	12	<b>1:23.113</b>		2	1:31.225	+6.176	8	1:39.867	+11.767
11	<b>1:20.915</b>		13	1:25.053	+1.940	3	1:26.766	+1.717			
12	1:34.602	+13.687	<b>(75) Kevin O'Day</b>			4	1:26.356	+1.307			
<b>(22) Michael Hinkle</b>			1	1:44.821	+20.467	5	1:26.552	+1.503			
1	2:18.373	+56.892	2	1:33.945	+9.591	6	1:26.315	+1.266			
2	1:30.341	+8.860	3	1:30.757	+6.403	7	1:27.053	+2.004			
3	1:24.613	+3.132	4	1:27.127	+2.773	8	1:25.241	+0.192			
4	1:22.832	+1.351	5	1:25.534	+1.180	9	1:25.411	+0.362			
5	1:23.373	+1.892	6	1:26.021	+1.667	10	<b>1:25.049</b>				
6	1:22.023	+0.542	7	1:44.249	+19.895	11	1:25.684	+0.635			
7	1:22.789	+1.308	8	1:25.863	+1.509	12	1:35.948	+10.899			
8	1:22.225	+0.744	9	1:26.454	+2.100	13	1:29.336	+4.287			
9	1:21.580	+0.099	10	1:24.976	+0.622	<b>(4) Paul Faford</b>					
10	<b>1:21.481</b>		11	1:24.837	+0.483	1	1:46.526	+20.116			
11	1:22.071	+0.590	12	<b>1:24.354</b>		2	1:34.010	+7.600			
12	1:41.363	+19.882	13	1:26.015	+1.661	3	1:32.572	+6.162			
<b>(33) Tyler Reynolds</b>			<b>(#07) Chris Barry</b>			4	1:31.321	+4.911			
1	1:45.798	+23.048	1	2:12.298	+47.800	5	1:27.933	+1.523			
2	1:28.746	+5.996	2	1:33.594	+9.096	6	1:26.967	+0.557			
3	1:24.877	+2.127	3	1:31.165	+6.667	7	1:26.545	+0.135			
4	1:24.081	+1.331	4	1:28.271	+3.773	8	<b>1:26.410</b>				
5	1:23.034	+0.284	5	1:26.858	+2.360	p9	1:33.626	+7.216			
6	1:22.979	+0.229	6	1:43.860	+19.362	<b>(32) Brian Kenney</b>					
7	1:23.852	+1.102	7	1:26.067	+1.569	1	1:48.037	+21.296			
8	1:22.935	+0.185	8	1:25.249	+0.751	2	1:33.875	+7.134			
9	1:23.830	+1.080	9	1:25.434	+0.936	3	1:30.808	+4.067			
10	1:23.382	+0.632	10	<b>1:24.498</b>		4	1:29.898	+3.157			
11	1:23.879	+1.129	11	1:25.176	+0.678	5	1:28.133	+1.392			
12	<b>1:22.750</b>		12	1:24.600	+0.102	6	1:27.377	+0.636			
13	1:22.902	+0.152	13	1:33.839	+9.341	7	1:27.325	+0.584			
14	1:22.967	+0.217	<b>(46) Mitchell Baker</b>			8	1:28.287	+1.546			
<b>(71) Jeffrey Adams</b>			1	1:45.614	+21.025	9	<b>1:26.741</b>				
1	1:46.964	+24.026	2	1:34.346	+9.757	10	1:27.415	+0.674			
2	1:51.143	+28.205	3	1:31.692	+7.103	11	1:28.833	+2.092			
3	1:32.248	+9.310	4	1:28.678	+4.089	12	1:28.568	+1.827			
4	1:30.332	+7.394	5	1:27.436	+2.847	13	1:26.857	+0.116			
5	1:28.395	+5.457	6	<b>1:24.589</b>		<b>(55) Bruce Rodman</b>					
6	1:27.019	+4.081	7	1:26.549	+1.960	1	1:51.539	+24.244			
7	1:24.571	+1.633	8	1:25.808	+1.219	2	1:30.528	+3.233			
8	1:25.196	+2.258	9	1:25.413	+0.824	3	1:45.920	+18.625			
9	1:26.270	+3.332	10	1:25.896	+1.307	4	1:28.881	+1.586			
10	1:24.162	+1.224	<b>(49) Megan Gilkes</b>			5	1:28.988	+1.693			
11	<b>1:22.938</b>		1	1:55.783	+30.861	6	1:28.113	+0.818			
12	1:24.797	+1.859	2	1:37.711	+12.789	7	1:27.307	+0.012			
13	1:23.786	+0.848	3	1:34.821	+9.899	8	1:28.609	+1.314			
<b>(61) Walter Popiak</b>			4	1:30.270	+5.348	9	1:29.355	+2.060			
1	1:46.113	+23.000	5	1:27.834	+2.912	10	<b>1:27.295</b>				
			6	1:27.835	+2.913	11	1:29.949	+2.654			
						12	1:27.616	+0.321			

Joshua Underwood, Chief of Timing & Scoring

Orbits

Bob Anderson, Chief Steward / Marianne Rhodes, Chairman SOM

*Joshua Underwood*

www.mylaps.com  
Licensed to: NER, SCCA



**New England Region  
John Stim Memorial Regional  
Qualifying Result**



John Stim Memorial

**Sorted on Best Lap time**

Grp 2 - IT7, SM2, STL

Thompson Road Course - Long 1.700 miles

Qual

10/7/2016 09:25 AM

Qualifying started at 9:32:05

Pos	No.	Name	Class	Best Tm	Diff	Best Speed	In Lap	Make-Model	Sponsor
1	34	Matthew Koskinen	STL	1:22.081		74.560	7	Mazda MX5/White-	JMK Motorsports
2	117	Mark Gregory	STL	1:22.139	0.058	74.508	6	Mazda Miata/Red/v	Rosmar Racing
3	#09	Jesse Schmidt	SM2	1:22.557	0.476	74.131	8	Mazda Miata/Red	Rossini Racing Pro
4	70	Jimmy Locke	SM2	1:23.143	1.062	73.608	7	Mazda Miata/rusty	NorthEast Earth Me
5	16	Rob Sturgis	STL	1:23.508	1.427	73.286	7	Mazda Miata/Blue/l	G&M Services/Low
6	18	Evan Karl	SM2	1:23.634	1.553	73.176	8	Mazda Miata/White	BK Motorsports
7	#08	Robert Karl Jr.	SM2	1:23.712	1.631	73.108	8	Mazda Miata/Yellow	BK Motorsports
8	37	Abhi Ghatak	STL	1:24.145	2.064	72.732	7	Mazda Miata/white	Kessler Engineering
9	129	John Raudat	STL	1:24.304	2.223	72.594	7	Mazda Miata/blue/c	
10	7	Cy Peake	STL	1:24.606	2.525	72.335	5	Mazda Miata/green	LTD Racing
11	13	Robert Reed	STL	1:24.788	2.707	72.180	7	Mazda Miata/Greer	LTD Racing
12	73	Xiang Li	SM2	1:24.806	2.725	72.165	8	Mazda Spec Miata/	
13	14	Keith Knickerbocker	SM2	1:25.227	3.146	71.808	8	Mazda Miata/black	Knickerbocker by D
14	35	Dominic Karl	SM2	1:25.886	3.805	71.257	7	Mazda Miata/Red V	BK Motorsports
15	90	Kent Vaccaro	STL	1:25.904	3.823	71.242	8	Mazda Miata/Blue (	Flatout Motorsport
16	17	Whitfield Gregg	STL	1:26.056	3.975	71.116	7	Mazda Miata/Black	Flatout Motorsport
17	1	Doug Fisher	STL	1:26.219	4.138	70.982	6	Mazda Miata/Blue/'	Father Daughter R
18	#02	Pratt Tanner	SM2	1:26.220	4.139	70.981	9	Mazda Miata/white,	
19	149	Joe Schubert	STL	1:26.258	4.177	70.950	6	Mazda Miata/Silver	EY Flatout Motors
20	20	Robert Karl	SM2	1:26.438	4.357	70.802	7	Mazda Miata/White	BK Motorsports
21	77	Daniel Sheppard	IT7	1:26.673	4.592	70.610	6	Mazda RX7/purple	it7racing.com
22	#06	Jeff Longo	SM2	1:26.715	4.634	70.576	7	Mazda Miata/red	LTD Racing / Marbl
23	144	Dave Kuchrawy	STL	1:27.605	5.524	69.859	8	Mazda Miata/Black	
24	89	Anthony Vaccaro	STL	1:27.857	5.776	69.659	7	Mazda Miata/Blue (	Flatout motorsport
25	3	Serge Lentz	IT7	1:28.356	6.275	69.265	8	Mazda RX7/Red	Driver Skills Develc
26	81	JB Swan	IT7	1:28.908	6.827	68.835	6	Mazda RX-7/blue	R&S Redco
27	33	Rebecca Harvey	SM2	1:29.002	6.921	68.762	6	Mazda Miata/Blue	Road Rebels
28	96	Seth Duval	SM2	1:29.056	6.975	68.721	6	Mazda Miata/White	Big Boy's Toys LLC
29	#07	Jason Carroll	IT7	1:29.122	7.041	68.670	3	Mazda RX-7/white/	IT7racing.com
30	41	Peter Morrison	STL	1:31.163	9.082	67.132	6	Mazda Miata/blue	Deja Vu Motorspor
31	171	Robert Beaulieu	IT7	1:35.312	13.231	64.210	7	Mazda rx-7/Blue	Beaulieu advertisin
32	177	Isaac Miskoe	SM2	1:37.379	15.298	62.847	6	Mazda Miata/Yellow	WhoopAss Race Fu
33	#00	Ryan Duke	SM2	1:40.737	18.656	60.752	2	Mazda Miata/Blue/l	
34	91	Wendy Cappola	STL	1:44.088	22.007	58.796	2	Mazda 1994 Miata/	She Racing Flatou

Joshua Underwood, Chief of Timing & Scoring

Orbits

Bob Anderson, Chief Steward / Marianne Rhodes, Chairman SOM

www.mylaps.com

Licensed to: NER, SCCA



# New England Region John Stim Memorial Regional Qualifying Result



John Stim Memorial

Grp 2 - IT7, SM2, STL

Thompson Road Course - Long 1.700 miles

Qual

10/7/2016 09:25 AM

Qualifying started at 9:32:05

<u>(34) Matthew Koskinen</u>		
p1	2:00.734	+38.653
2	1:58.876	+36.795
3	1:50.063	+27.982
4	9:49.297	+8:27.216
5	1:25.535	+3.454
6	1:22.303	+0.222
7	<b>1:22.081</b>	
<u>(117) Mark Gregory</u>		
1	1:30.033	+7.894
2	1:24.001	+1.862
p3	1:40.201	+18.062
p4	10:17.759	+8:55.620
5	1:59.707	+37.568
6	<b>1:22.139</b>	
7	1:22.193	+0.054
p8	1:46.570	+24.431
<u>(#09) Jesse Schmidt</u>		
1	1:43.219	+20.662
2	1:23.531	+0.974
3	1:22.891	+0.334
p4	1:45.736	+23.179
5	9:07.937	+7:45.380
6	1:26.132	+3.575
7	1:23.710	+1.153
8	<b>1:22.557</b>	
p9	1:50.694	+28.137
<u>(70) Jimmy Locke</u>		
1	1:40.696	+17.553
2	1:26.558	+3.415
3	1:26.116	+2.973
p4	1:45.656	+22.513
5	9:10.836	+7:47.693
6	1:24.564	+1.421
7	<b>1:23.143</b>	
8	1:23.628	+0.485
p9	1:54.010	+30.867
<u>(16) Rob Sturgis</u>		
1	1:39.005	+15.497
2	1:25.631	+2.123
p3	1:43.332	+19.824
p4	2:32.136	+1:08.628
5	8:37.066	+7:13.558
6	1:25.993	+2.485
7	<b>1:23.508</b>	
8	1:23.717	+0.209
<u>(18) Evan Karl</u>		
1	1:40.598	+16.964
2	1:25.771	+2.137
3	1:30.752	+7.118
4	1:25.595	+1.961
p5	9:10.462	+7:46.828
6	1:49.299	+25.665
7	1:23.715	+0.081
8	<b>1:23.634</b>	
p9	1:49.162	+25.528
<u>(#08) Robert Karl Jr.</u>		
1	1:42.760	+19.048
2	1:29.272	+5.560
3	1:29.716	+6.004
p4	1:43.632	+19.920
5	9:12.121	+7:48.409
6	1:23.796	+0.084
7	1:25.259	+1.547
8	<b>1:23.712</b>	
p9	1:47.409	+23.697
<u>(37) Abhi Ghatak</u>		
1	1:41.328	+17.183
2	1:26.703	+2.558
p3	1:35.877	+11.732
p4	2:03.123	+38.978
5	9:01.865	+7:37.720
6	1:24.313	+0.168
7	<b>1:24.145</b>	
p8	1:41.368	+17.223
<u>(129) John Raudat</u>		
1	1:32.011	+7.707
2	1:28.678	+4.374
3	1:29.439	+5.135
4	1:34.761	+10.457
p5	8:52.929	+7:28.625
6	1:56.283	+31.979
7	<b>1:24.304</b>	
8	1:25.104	+0.800
p9	1:47.804	+23.500
<u>(7) Cy Peake</u>		
p1	2:41.841	+1:17.235
2	1:36.319	+11:51.713
3	1:26.776	+2.170
4	1:25.755	+1.149
5	<b>1:24.606</b>	
<u>(13) Robert Reed</u>		
1	1:57.800	+33.012
2	1:32.215	+7.427
3	1:26.160	+1.372
p4	8:35.165	+7:10.377
5	1:39.338	+14.550
6	1:26.059	+1.271
7	<b>1:24.788</b>	
p8	1:34.061	+9.273
<u>(73) Xiang Li</u>		
1	1:52.131	+27.325
2	1:30.007	+5.201
3	1:24.950	+0.144
p4	1:45.994	+21.188
5	8:47.897	+7:23.091
6	1:29.446	+4.640
7	1:28.226	+3.420
8	<b>1:24.806</b>	
<u>(14) Keith Knickerbocker</u>		
1	1:39.217	+13.990
<u>(2) Doug Fisher</u>		
1	2:00.062	+33.843
2	1:36.270	+10.051
3	1:26.381	+0.162
p4	8:37.517	+7:11.298
5	1:39.567	+13.348
6	<b>1:26.219</b>	
7	1:29.022	+2.803
8	1:26.905	+0.686
<u>(#02) Pratt Tanner</u>		
1	1:43.137	+16.917
2	1:32.323	+6.103
3	1:44.525	+18.305
p4	2:03.215	+36.995
p5	6:35.931	+5:09.711
6	2:01.964	+35.744
7	1:29.563	+3.343
8	1:30.964	+4.744
9	<b>1:26.220</b>	
<u>(149) Joe Schubert</u>		
1	1:58.036	+31.778
<u>(3) Serge Lentz</u>		
1	1:45.595	+17.239
2	1:36.207	+7.851
3	1:29.657	+1.301
p4	1:56.237	+27.881
<u>(20) Robert Karl</u>		
1	1:42.689	+16.251
2	1:30.212	+3.774
3	1:28.473	+2.035
p4	1:48.897	+22.459
5	9:01.110	+7:34.672
6	1:27.707	+1.269
7	<b>1:26.438</b>	
8	1:27.170	+0.732
<u>(77) Daniel Sheppard</u>		
1	1:51.206	+24.533
2	1:36.179	+9.506
p3	1:55.043	+28.370
4	9:09.668	+7:42.995
5	1:26.981	+0.308
6	<b>1:26.673</b>	
p7	1:40.536	+13.863
<u>(#06) Jeff Longo</u>		
1	1:54.051	+27.336
2	1:41.513	+14.798
3	1:28.156	+1.441
p4	8:30.413	+7:03.698
5	1:42.250	+15.535
6	1:27.753	+1.038
7	<b>1:26.715</b>	
8	1:48.326	+21.611
<u>(144) Dave Kuchrawy</u>		
1	1:41.500	+13.895
2	1:41.882	+14.277
3	1:31.059	+3.454
p4	1:53.540	+25.935
5	9:01.860	+7:34.255
6	1:29.403	+1.798
7	1:29.404	+1.799
8	<b>1:27.605</b>	
<u>(89) Anthony Vaccaro</u>		
1	1:43.216	+15.359
2	1:33.685	+5.828
3	1:30.485	+2.628
p4	2:17.398	+49.541
5	8:54.606	+7:26.749
6	1:31.728	+3.871
7	<b>1:27.857</b>	
8	1:28.240	+0.383
<u>(81) JB Swan</u>		
1	1:52.358	+23.450
2	1:34.372	+5.464
3	1:35.927	+7.019
p4	8:24.210	+6:55.302
5	1:40.962	+12.054
6	<b>1:28.908</b>	
7	1:29.159	+0.251
8	1:31.810	+2.902
<u>(33) Rebecca Harvey</u>		
1	1:48.853	+19.851
2	1:39.932	+10.930
p3	1:59.952	+30.950
4	9:16.956	+7:47.954
5	1:29.689	+0.687
6	<b>1:29.002</b>	
7	1:31.011	+2.009
<u>(96) Seth Duval</u>		
1	1:50.973	+21.917
2	1:38.662	+9.606
3	1:36.022	+6.966
4	10:45.182	+9:16.126
5	1:33.622	+4.566
6	<b>1:29.056</b>	
<u>(#07) Jason Carroll</u>		
1	1:47.126	+18.004
2	1:31.584	+2.462
3	<b>1:29.122</b>	
4	10:49.502	+9:20.380
5	1:30.737	+1.615
6	1:30.531	+1.409
7	1:29.226	+0.104
<u>(41) Peter Morrison</u>		
1	1:50.553	+19.390
2	1:37.284	+6.121
3	1:35.194	+4.031
p4	8:39.301	+7:08.138
5	1:45.075	+13.912
6	<b>1:31.163</b>	
7	1:32.231	+1.068
8	1:32.720	+1.557
<u>(171) Robert Beaulieu</u>		
1	2:03.372	+28.060
2	1:42.138	+6.826
p3	1:53.282	+17.970
4	9:31.305	+7:55.993
5	1:37.642	+2.330
6	1:36.973	+1.661
7	<b>1:35.312</b>	
<u>(177) Isaac Miskoe</u>		
1	1:50.021	+12.642

Joshua Underwood, Chief of Timing & Scoring

Orbits

Bob Anderson, Chief Steward / Marianne Rhodes, Chairman SOM

www.mylaps.com  
Licensed to: NER, SCCA





**New England Region  
John Stim Memorial Regional  
Qualifying Result**



John Stim Memorial

Grp 2 - IT7, SM2, STL

Thompson Road Course - Long 1.700 miles

Qual

10/7/2016 09:25 AM

Qualifying started at 9:32:05

2	1:41.952	+4.573
p3	2:01.691	+24.312
4	9:15.781	+7:38.402
5	1:37.421	+0.042
6	<b>1:37.379</b>	
7	1:37.705	+0.326

(#00) Ryan Duke

1	1:53.849	+13.112
2	<b>1:40.737</b>	

(91) Wendy Cappola

1	2:02.327	+18.239
2	<b>1:44.088</b>	

Joshua Underwood, Chief of Timing & Scoring

Orbits

Bob Anderson, Chief Steward / Marianne Rhodes, Chairman SOM

www.mylaps.com  
Licensed to: NER, SCCA



**New England Region  
John Stim Memorial Regional  
Qualifying Result**



John Stim Memorial

**Sorted on Best Lap time**

Grp 3 - FA-B-C-E-F-M,CFC,NCF,FS,P1-2,ASR

Thompson Road Course - Long 1.700 miles

Qual

10/7/2016 09:50 AM

Qualifying started at 9:58:06

Pos	No.	Name	Class	Best Tm	Diff	Best Speed	In Lap	Make-Model	Sponsor
1	15	Paul Omichinski	P2	1:12.299		84.648	10	Stohr 04D/White /	
2	17	Kevin Boeckle	FB	1:12.829	0.530	84.032	7	Elan Elan DBO4/blt	calasanz
3	61	Tom Drake	FS	1:14.496	2.197	82.152	8	Van Diemen RF99/l	Midtown Machine &
4	4	Ryan Bjerke	FF	1:14.940	2.641	81.665	8	Honda Van Deimin,	Primus
5	99	Dexter Czuba	FF	1:15.256	2.957	81.322	8	Spectrum F1600/Bl	
6	37	Christopher Kierce	FF	1:15.339	3.040	81.233	7	Van Diemen/gray/	
7	82	Matthew Gendron	FA	1:15.562	3.263	80.993	4	Mazda Pro Mazda/E	Small Fortune Raci
8	#07	Anthony Autiello	FB	1:16.515	4.216	79.984	7	Stohr F-1000/Black	A. Autiello Construi
9	1	William Moore	FS	1:29.432	17.133	68.432	7	Renault Fran Am 2l	Titan Security Syst

Announcements

**Early checker due to on-track incident**

Joshua Underwood, Chief of Timing & Scoring

Orbits

Bob Anderson, Chief Steward / Marianne Rhodes, Chairman SOM

www.mylaps.com  
Licensed to: NER, SCCA



# New England Region John Stim Memorial Regional Qualifying Result



John Stim Memorial

Grp 3 - FA-B-C-E-F-M,CFC,NCF,FS,P1-2,ASR

Thompson Road Course - Long 1.700 miles

Qual

10/7/2016 09:50 AM

Qualifying started at 9:58:06

(15) Paul Omichinski 9 1:15.279 +0.023  
p10 1:31.469 +16.213

1	1:27.913	+15.614
2	1:19.802	+7.503
3	2:20.671	+1:08.372
4	1:24.165	+11.866
5	1:14.001	+1.702
6	1:12.724	+0.425
7	1:12.709	+0.410
8	1:13.322	+1.023
9	1:12.674	+0.375
10	<b>1:12.299</b>	
11	1:35.487	+23.188

(37) Christopher Kierce

1	1:25.406	+10.067
2	1:25.899	+10.560
3	1:16.705	+1.366
4	1:15.881	+0.542
5	1:16.734	+1.395
6	1:22.756	+7.417
7	<b>1:15.339</b>	
8	1:15.568	+0.229
9	1:15.572	+0.233
10	1:15.744	+0.405
11	1:18.212	+2.873
p12	1:36.350	+21.011

(17) Kevin Boeckle

1	1:29.923	+17.094
2	1:19.587	+6.758
3	1:15.676	+2.847
4	1:13.747	+0.918
5	1:15.397	+2.568
6	1:13.556	+0.727
7	<b>1:12.829</b>	
8	1:13.256	+0.427
9	1:13.021	+0.192
10	1:32.181	+19.352

(82) Matthew Gendron

1	1:43.820	+28.258
2	1:21.654	+6.092
3	1:16.859	+1.297
4	<b>1:15.562</b>	
5	1:16.756	+1.194
6	1:17.541	+1.979
7	1:16.947	+1.385
8	1:16.689	+1.127

(61) Tom Drake

1	1:26.940	+12.444
2	1:18.858	+4.362
3	1:20.392	+5.896
4	1:16.664	+2.168
5	1:18.728	+4.232
6	1:15.982	+1.486
7	1:14.948	+0.452
8	<b>1:14.496</b>	
p9	1:20.654	+6.158
10	2:09.225	+54.729
p11	1:38.949	+24.453

(#07) Anthony Autiello

1	1:28.316	+11.801
2	1:22.578	+6.063
3	1:25.120	+8.605
4	1:23.236	+6.721
p5	2:12.049	+55.534
6	2:22.436	+1:05.921
7	<b>1:16.515</b>	
8	1:20.536	+4.021
p9	1:39.195	+22.680

(4) Ryan Bjerke

1	1:26.419	+11.479
2	1:24.418	+9.478
3	1:16.943	+2.003
4	1:16.015	+1.075
5	1:17.864	+2.924
6	1:21.314	+6.374
7	1:15.692	+0.752
8	<b>1:14.940</b>	
9	1:15.002	+0.062
10	1:16.406	+1.466
11	1:15.377	+0.437
12	1:39.583	+24.643

(1) William Moore

1	1:45.411	+15.979
2	1:40.728	+11.296
3	1:39.376	+9.944
4	1:38.892	+9.460
5	1:34.804	+5.372
6	1:30.764	+1.332
7	<b>1:29.432</b>	
8	1:32.632	+3.200
p9	1:43.041	+13.609

(99) Dexter Czuba

1	1:29.636	+14.380
p2	1:39.906	+24.650
3	3:12.856	+1:57.600
4	1:21.308	+6.052
5	1:17.191	+1.935
6	1:17.454	+2.198
7	1:15.573	+0.317
8	<b>1:15.256</b>	

Joshua Underwood, Chief of Timing & Scoring

Orbits

Bob Anderson, Chief Steward / Marianne Rhodes, Chairman SOM

www.mylaps.com  
Licensed to: NER, SCCA



**New England Region  
John Stim Memorial Regional  
Qualifying Result**



John Stim Memorial

**Sorted on Best Lap time**

Grp 4 - SRF,SRF3,EVSR,SPU,E-F-HP,GTL,ITA-B

Thompson Road Course - Long 1.700 miles

Qual

10/7/2016 10:15 AM

Qualifying started at 10:24:01

Pos	No.	Name	Class	Best Tm	Diff	Best Speed	In Lap	Make-Model	Sponsor
1	12	Steve Introne	SRF3	1:17.133		79.343	13	SCCA Enterprises S	IntroneCom.com E
2	53	Roger Feghali	SRF3	1:18.593	1.460	77.870	15	SCCA Enterprises s	tuscan kitchen
3	97	Jeffrey Swann	SRF3	1:18.800	1.667	77.665	9	SCCA Enterprises S	powered by Mobile
4	88	Jonathan Emms	SRF3	1:18.847	1.714	77.619	15	SCCA Enterprises S	Clockwork Orange
5	8	David Ferguson	SRF3	1:19.101	1.968	77.369	14	SCCA Enterprises S	Motion Dynamics
6	66	Bill Watts	SRF	1:20.484	3.351	76.040	15	Spec Racer Ford/re	Dell EMC
7	20	Steve Owens	SRF	1:21.142	4.009	75.423	12	SCCA SRF/Yellow/E	Finish Line Product
8	69	Mark Saviet	SRF	1:21.872	4.739	74.751	14	Spec Racer Ford/bl	DADDYLUBE - 'Ser
9	42	Duncan Potter	SRF3	1:22.319	5.186	74.345	11	SCCA Enterprises S	Diacon Corp
10	37	Abhi Ghatak	ITA	1:23.744	6.611	73.080	3	Mazda Miata/white	Kessler Engineering
11	#00	Ray Lee Chee	ITA	1:24.066	6.933	72.800	6	Acura Integra/Red/	F. Boombalatti
12	0	Zachary Kelly	ITB	1:24.458	7.325	72.462	11	Volkswagen Golf/Ye	Precision Motorspo
13	170	Eric Maynard	ITA	1:25.974	8.841	71.184	4	Plymouth Laser/rec	Stick it to'em Grapl
14	31	Nelson Dupuis	SRF	1:26.205	9.072	70.994	11	SCCA Enterprises S	
15	65	Paul Curran	ITB	1:26.525	9.392	70.731	4	Honda civic hb/whi	
16	2	Nat Wentworth	ITB	1:27.035	9.902	70.317	4	Volkswagen Golf/Bl	Eriksson Industries
17	40	Chris Barry	ITA	1:27.093	9.960	70.270	9	Mazda miata/red	
18	31	Jacob Hart	ITB	1:28.425	11.292	69.211	10	Volkswagen Golf/Ye	Precision Motorspo
19	41	Donald Barron	ITA	1:29.428	12.295	68.435	13	Mazda Miata/blue	Deja Vu Motorspor
20	9	Sandy Stevens	ITA	1:29.892	12.759	68.082	12	Mazda Miata/black	SkidSchool
21	22	Philip G. Perron	FP	1:32.343	15.210	66.275	8	Sunbeam Alpine/bl	
22	35	Christian Blake	ITB	1:33.524	16.391	65.438	6	Volkswagen Golf/W	Precision Motorspo
23	50	Christopher Milton-Hall	ITA	1:34.110	16.977	65.030	7	Mazda Miata/green	Automaster Collisic
24	39	David Celani	ITB	1:47.723	30.590	56.812	6	Volkswagen Golf/Ye	

Joshua Underwood, Chief of Timing & Scoring

Orbits

Bob Anderson, Chief Steward / Marianne Rhodes, Chairman SOM

*Joshua Underwood*

www.mylaps.com  
Licensed to: NER, SCCA



# New England Region John Stim Memorial Regional Qualifying Result



John Stim Memorial

Grp 4 - SRF,SRF3,EVSR,SPU,E-F-HP,GTL,ITA-B

Thompson Road Course - Long 1.700 miles

Qual

10/7/2016 10:15 AM

Qualifying started at 10:24:01

<b>(12) Steve Introne</b>			<b>(8) David Ferguson</b>			<b>(9) 1:22.519 +0.647</b>			<b>6 1:28.643 +2.669</b>			<b>4 1:30.572 +2.147</b>		
1	1:26.955	+9.822	1	1:30.703	+11.602	10	1:22.354	+0.482	7	2:55.233	+1:29.259	5	1:33.144	+4.719
2	1:19.162	+2.029	2	1:22.236	+3.135	11	1:22.921	+1.049	8	1:26.674	+0.700	6	1:32.066	+3.641
3	1:18.160	+1.027	3	1:19.600	+0.499	12	1:22.212	+0.340	9	1:26.540	+0.566	7	1:30.056	+1.631
4	1:20.479	+3.346	4	1:23.035	+3.934	13	1:22.338	+0.466	10	1:29.374	+3.400	8	1:29.294	+0.869
5	1:19.493	+2.360	5	1:20.095	+0.994	<b>(42) Duncan Potter</b>			<b>(31) Nelson Dupuis</b>			9	1:29.295	+0.870
6	1:20.337	+3.204	6	1:22.515	+3.414	1	1:39.517	+17.198	1	1:36.530	+10.325	10	<b>1:28.425</b>	
7	1:17.984	+0.851	7	1:20.041	+0.940	2	1:30.140	+7.821	2	1:30.277	+4.072	11	1:28.767	+0.342
8	1:19.270	+2.137	8	1:23.379	+4.278	3	1:26.329	+4.010	3	1:26.887	+0.682	12	1:30.915	+2.490
9	1:17.407	+0.274	9	1:20.232	+1.131	4	1:25.840	+3.521	4	1:27.012	+0.807	13	1:28.547	+0.122
10	1:17.256	+0.123	10	1:27.695	+8.594	5	1:24.501	+2.182	5	1:26.401	+0.196	<b>(41) Donald Barron</b>		
11	1:19.553	+2.420	11	1:20.786	+1.685	6	1:23.607	+1.288	6	1:27.284	+1.079	1	1:48.166	+18.738
12	1:17.728	+0.595	12	1:19.503	+0.402	7	1:23.241	+0.922	7	1:26.243	+0.038	2	1:33.366	+3.938
13	<b>1:17.133</b>		13	1:24.347	+5.246	8	1:23.277	+0.958	8	1:27.778	+1.573	3	1:32.833	+3.405
14	1:17.788	+0.655	14	<b>1:19.101</b>		9	1:24.597	+2.278	9	1:28.319	+2.114	4	1:33.342	+3.914
15	1:20.175	+3.042	15	1:19.284	+0.183	10	1:22.691	+0.372	10	1:27.728	+1.523	5	1:32.413	+2.985
<b>(53) Roger Feghali</b>			<b>(66) Bill Watts</b>			11	<b>1:22.319</b>		11	<b>1:26.205</b>		6	1:30.163	+0.735
1	1:32.517	+13.924	1	1:26.995	+6.511	12	1:22.557	+0.238	12	1:26.598	+0.393	7	1:32.808	+3.380
2	1:25.778	+7.185	2	1:22.298	+1.814	13	1:23.478	+1.159	13	1:30.179	+3.974	8	1:32.791	+3.363
3	1:21.140	+2.547	3	1:21.042	+0.558	14	1:23.116	+0.797	14	1:26.225	+0.020	9	1:30.958	+1.530
4	1:20.643	+2.050	4	1:22.830	+2.346	<b>(37) Abhi Ghatak</b>			<b>(65) Paul Curran</b>			10	1:32.926	+3.498
5	1:23.419	+4.826	5	1:21.572	+1.088	1	1:33.931	+10.187	1	1:41.789	+15.264	11	1:33.383	+3.955
6	1:20.638	+2.045	6	1:21.558	+1.074	2	1:26.300	+2.556	2	1:36.903	+10.378	12	1:29.976	+0.548
7	1:21.113	+2.520	7	1:21.289	+0.805	3	<b>1:23.744</b>		3	1:27.720	+1.195	13	<b>1:29.428</b>	
8	1:20.302	+1.709	8	1:21.544	+1.060	p4	1:32.828	+9.084	4	<b>1:26.525</b>		<b>(9) Sandy Stevens</b>		
9	1:20.567	+1.974	9	1:20.576	+0.092	<b>(#00) Ray Lee Chee</b>			5	1:29.044	+2.519	1	1:52.747	+22.855
10	1:21.023	+2.430	10	1:21.312	+0.828	1	1:47.802	+23.736	6	1:32.776	+6.251	2	1:32.888	+2.996
11	1:20.581	+1.988	11	1:21.120	+0.636	2	1:26.751	+2.685	7	1:30.073	+3.548	3	1:32.791	+2.899
12	1:19.278	+0.685	12	1:20.812	+0.328	3	1:28.036	+3.970	8	1:27.296	+0.771	4	1:33.004	+3.112
13	1:19.799	+1.206	13	1:21.302	+0.818	4	1:26.559	+2.493	9	1:28.539	+2.014	5	1:33.971	+4.079
14	1:19.210	+0.617	14	1:20.852	+0.368	5	1:28.199	+4.133	10	1:38.898	+12.373	6	1:30.312	+0.420
15	<b>1:18.593</b>		15	<b>1:20.484</b>		6	<b>1:24.066</b>		<b>(2) Nat Wentworth</b>			7	1:29.907	+0.015
<b>(97) Jeffrey Swann</b>			<b>(20) Steve Owens</b>			7	1:25.919	+1.853	1	1:39.002	+11.967	8	1:32.015	+2.123
1	1:28.664	+9.864	1	1:28.676	+7.534	8	1:24.874	+0.808	2	1:36.775	+9.740	9	1:32.199	+2.307
2	1:21.388	+2.588	2	1:24.287	+3.145	9	1:24.644	+0.578	3	1:29.246	+2.211	10	1:31.844	+1.952
3	1:20.820	+2.020	3	1:22.478	+1.336	p10	1:33.982	+9.916	4	<b>1:27.035</b>		11	1:31.651	+1.759
4	1:21.054	+2.254	4	1:21.490	+0.348	<b>(0) Zachary Kelly</b>			5	1:27.620	+0.585	12	<b>1:29.892</b>	
5	1:19.560	+0.760	5	1:24.804	+3.662	1	1:41.530	+17.072	6	1:28.198	+1.163	13	1:31.101	+1.209
6	1:19.408	+0.608	6	1:22.917	+1.775	2	1:29.705	+5.247	7	1:30.947	+3.912	<b>(22) Philip G. Perron</b>		
7	1:19.397	+0.597	7	1:21.934	+0.792	3	1:27.561	+3.103	p8	1:37.089	+10.054	1	2:06.980	+34.637
8	1:19.738	+0.938	8	1:21.914	+0.772	4	1:26.367	+1.909	<b>(40) Chris Barry</b>			2	1:46.510	+14.167
9	<b>1:18.800</b>		9	1:22.016	+0.874	5	1:26.491	+2.033	1	3:28.054	+2:00.961	3	1:37.642	+5.299
10	1:32.053	+13.253	10	1:21.524	+0.382	6	1:28.582	+14.124	2	1:27.320	+0.227	4	1:34.824	+2.481
<b>(88) Jonathan Emms</b>			<b>(69) Mark Saviet</b>			7	1:45.375	+20.917	3	1:28.902	+1.809	5	1:33.312	+0.969
1	1:31.799	+12.952	1	1:35.780	+13.908	8	1:29.345	+4.887	4	1:30.008	+2.915	6	1:35.305	+2.962
2	1:22.754	+3.907	2	1:28.526	+6.654	9	1:25.803	+1.345	5	1:28.146	+1.053	7	1:32.411	+0.068
3	1:20.643	+1.796	3	1:23.499	+1.627	10	1:24.814	+0.356	6	1:27.809	+0.716	8	<b>1:32.343</b>	
4	1:21.955	+3.108	4	1:22.450	+0.578	11	<b>1:24.458</b>		7	1:28.120	+1.027	9	1:35.924	+3.581
5	1:20.637	+1.790	5	1:22.137	+0.265	12	1:27.600	+3.142	8	1:27.166	+0.073	10	1:32.344	+0.001
6	1:21.230	+2.383	6	1:24.058	+2.186	13	1:24.923	+0.465	9	<b>1:27.093</b>		11	1:33.748	+1.405
7	1:19.955	+1.108	7	1:22.310	+0.438	<b>(170) Eric Maynard</b>			10	1:27.638	+0.545	12	1:33.125	+0.782
8	1:23.455	+4.608	8	1:22.222	+0.350	1	1:28.441	+2.467	11	1:27.692	+0.599	<b>(35) Christian Blake</b>		
9	1:20.666	+1.819				2	1:26.231	+0.257	12	1:28.224	+1.131	1	1:44.612	+11.088
10	1:20.267	+1.420				3	1:29.686	+3.712	<b>(31) Jacob Hart</b>			2	1:39.560	+6.036
11	1:21.273	+2.426				4	<b>1:25.974</b>		1	1:44.695	+16.270	3	1:40.209	+6.685
12	1:20.345	+1.498				5	1:29.385	+3.411	2	1:32.289	+3.864	4	1:37.569	+4.045
13	1:20.051	+1.204							3	1:31.300	+2.875	5	1:35.385	+1.861
14	1:19.290	+0.443							4			6	<b>1:33.524</b>	

Joshua Underwood, Chief of Timing & Scoring

Bob Anderson, Chief Steward / Marianne Rhodes, Chairman SOM

*Joshua Underwood*

www.mylaps.com  
Licensed to: NER, SCCA





**New England Region  
John Stim Memorial Regional  
Qualifying Result**



John Stim Memorial

Grp 4 - SRF,SRF3,EVSR,SPU,E-F-HP,GTL,ITA-B

Thompson Road Course - Long 1.700 miles

Qual

10/7/2016 10:15 AM

Qualifying started at 10:24:01

7	1:35.492	+1.968
8	1:35.561	+2.037
9	1:35.929	+2.405
10	1:36.035	+2.511
11	1:35.201	+1.677
p12	1:43.242	+9.718

(50) Christopher Milton-Hall

1	1:41.972	+7.862
2	1:41.617	+7.507
3	1:36.751	+2.641
4	1:41.505	+7.395
5	1:36.197	+2.087
6	1:36.118	+2.008
7	<b>1:34.110</b>	
8	1:37.740	+3.630
p9	1:43.605	+9.495

(39) David Celani

1	3:06.084	+1:18.361
2	1:51.929	+4.206
3	1:48.309	+0.586
4	1:48.044	+0.321
5	1:48.832	+1.109
6	<b>1:47.723</b>	
p7	1:52.611	+4.888

Joshua Underwood, Chief of Timing & Scoring

Orbits

Bob Anderson, Chief Steward / Marianne Rhodes, Chairman SOM

www.mylaps.com  
Licensed to: NER, SCCA



**New England Region  
John Stim Memorial Regional  
Qualifying Result**



John Stim Memorial

**Sorted on Best Lap time**

Grp 5 - SM,ITC,T3-4,BSpec,ITEZ,SM5,SSM

Thompson Road Course - Long 1.700 miles

Qual

10/7/2016 10:40 AM

Qualifying started at 10:52:13

Pos	No.	Name	Class	Best Tm	Diff	Best Speed	In Lap	Make-Model	Sponsor
1	34	Matthew Koskinen	T3	1:20.374		76.144	7	Mazda MX5/White-	JMK Motorsports
2	87	Chris Outzen	T3	1:21.163	0.789	75.404	11	Nissan 350Z/white	iTrackzone.com
3	58	Stephen Blethen	T3	1:22.098	1.724	74.545	5	Mazda RX8/Blue/Gi	RSTPerformance.cc
4	18	Evan Karl	SM	1:22.349	1.975	74.318	12	Mazda Miata/White	BK Motorsports
5	51	Raymond Blethen	T3	1:22.461	2.087	74.217	13	Mazda RX8/Blue/O	RST Performance F
6	#09	Jesse Schmidt	SM	1:22.897	2.523	73.827	5	Mazda Miata/Red	Rossini Racing Pro
7	77	J T Coupal	SM	1:23.239	2.865	73.523	5	Mazda Miata/Blu/Bl	Flatout Motorsport
8	70	Jimmy Locke	SM	1:23.376	3.002	73.402	13	Mazda Miata/rusty	NorthEast Earth Me
9	95	Kenneth Payson	T4	1:23.734	3.360	73.089	8	Mazda Miata/red	Hoosier Red Line C
10	11	Richard Bennett	SM	1:23.834	3.460	73.001	8	Mazda Miata/Red/t	
11	73	Xiang Li	SM	1:24.000	3.626	72.857	14	Mazda Spec Miata/	
12	129	John Raudat	SM	1:24.390	4.016	72.520	7	Mazda Miata/blue/c	
13	17	Whitfield Gregg	SM	1:24.516	4.142	72.412	7	Mazda Miata/Black	Flatout Motorsport
14	144	Dave Kuchrawy	SM	1:24.597	4.223	72.343	6	Mazda Miata/Black	
15	149	Joe Schubert	SM	1:24.816	4.442	72.156	14	Mazda Miata/Silver	EY Flatout Motorsp
16	1	Doug Fisher	SM	1:24.844	4.470	72.132	7	Mazda Miata/Blue/'	Father Daughter Ra
17	7	Cy Peake	SM	1:25.068	4.694	71.942	12	Mazda Miata/green	LTD Racing
18	13	Robert Reed	SM	1:25.213	4.839	71.820	4	Mazda Miata/Greer	LTD Racing
19	15	Robby Smolinski Jr.	ITEZ	1:25.982	5.608	71.178	11	Chevrolet Corvette,	
20	72	Peter A Lombardo	ITEZ	1:26.003	5.629	71.160	6	Fiat Abarth/Red	Lombardo Motorca
21	121	Gregory Pecora	T3	1:26.105	5.731	71.076	8	Mazda Mx 5 cup ca	Pecora Motorsports
22	#06	Jeff Longo	SM	1:26.317	5.943	70.901	4	Mazda Miata/red	LTD Racing / Marbl
23	#02	Pratt Tanner	SM	1:26.934	6.560	70.398	3	Mazda Miata/white,	
24	90	Kent Vaccaro	SM	1:27.263	6.889	70.133	7	Mazda Miata/Blue C	Flatout Motorsport
25	96	Seth Duval	SM	1:27.654	7.280	69.820	5	Mazda Miata/White	Big Boy's Toys LLC
26	21	Scott Allen	SM	1:27.689	7.315	69.792	11	Mazda Miata/Grey	The Racing School
27	89	Anthony Vaccaro	SM	1:28.153	7.779	69.425	4	Mazda Miata/Blue C	Flatout motorsport
28	33	Rebecca Harvey	SM	1:28.200	7.826	69.388	7	Mazda Miata/Blue	Road Rebels
29	41	Clinton Chichester	SM	1:28.542	8.168	69.120	10	Mazda Miata/Black	
30	#00	Ryan Duke	SM	1:29.065	8.691	68.714	2	Mazda Miata/Blue/l	
31	49	Michael Collier	ITEZ	1:29.858	9.484	68.107	8	Porsche 944/White	Northeast Track Da
32	177	Isaac Miskoe	SM	1:30.936	10.562	67.300	9	Mazda Miata/Yellow	WhoopAss Race Fu
33	50	Christopher Milton-Hall	SSM	1:31.253	10.879	67.066	10	Mazda Miata/green	Automaster Collisic
34	117	David Micciulla	ITEZ	1:31.536	11.162	66.859	12	Fiat Abarth/White	Lombardo Motorca
35	14	Christopher S. Mosley	B-Spec	1:32.573	12.199	66.110	7	Honda Fit/Copper	
36	56	Michelle Yaiser	B-Spec	1:38.558	18.184	62.095	9	Mini Cooper/Maroo	Indian Summer Ra

Joshua Underwood, Chief of Timing & Scoring

Orbits

Bob Anderson, Chief Steward / Marianne Rhodes, Chairman SOM

www.mylaps.com  
Licensed to: NER, SCCA



# New England Region John Stim Memorial Regional Qualifying Result



John Stim Memorial

Grp 5 - SM,ITC,T3-4,BSpec,ITEZ,SM5,SSM

Thompson Road Course - Long 1.700 miles

Qual

10/7/2016 10:40 AM

Qualifying started at 10:52:13

(34) Matthew Koskinen	11 1:22.934 +0.473	(11) Richard Bennett	9 1:24.644 +0.047	1 1:40.862 +14.880
1 1:28.405 +8.031	12 1:22.851 +0.390	1 1:54.584 +30.750	10 1:25.104 +0.507	2 1:34.067 +8.085
2 1:21.328 +0.954	13 <b>1:22.461</b>	2 1:50.479 +26.645	11 1:24.859 +0.262	3 1:30.582 +4.600
3 1:21.829 +1.455	14 1:23.189 +0.728	3 1:50.449 +26.615	12 1:24.656 +0.059	4 1:29.621 +3.639
4 1:28.272 +7.898	(#09) Jesse Schmidt	4 1:29.374 +5.540	p13 1:35.779 +11.182	5 1:28.990 +3.008
5 1:25.512 +5.138	1 1:36.425 +13.528	5 1:25.536 +1.702	(149) Joe Schubert	6 1:28.498 +2.516
6 1:25.770 +5.396	2 1:23.921 +1.024	6 1:27.764 +3.930	1 1:34.784 +9.968	7 1:27.301 +1.319
7 <b>1:20.374</b>	3 1:22.963 +0.066	7 1:25.436 +1.602	2 1:33.862 +9.046	8 1:26.686 +0.704
8 1:21.034 +0.660	4 1:25.533 +2.636	8 <b>1:23.834</b>	3 1:27.676 +2.860	9 1:26.199 +0.217
p9 1:33.443 +13.069	5 <b>1:22.897</b>	p9 1:35.944 +12.110	4 1:27.159 +2.343	10 1:26.793 +0.811
(87) Chris Outzen	6 1:23.079 +0.182	(73) Xiang Li	5 1:30.496 +5.680	11 <b>1:25.982</b>
1 1:42.036 +20.873	7 1:25.067 +2.170	1 1:29.771 +5.771	6 1:25.106 +0.290	12 1:26.866 +0.884
2 1:22.856 +1.693	p8 1:41.045 +18.148	2 1:24.723 +0.723	7 1:30.321 +5.505	13 1:27.488 +1.506
3 1:21.535 +0.372	(77) J T Coupal	3 1:25.266 +1.266	8 1:27.491 +2.675	(72) Peter A Lombardo
4 1:24.495 +3.332	1 1:31.544 +8.305	4 1:26.359 +2.359	9 1:26.425 +1.609	1 1:37.035 +11.032
5 1:22.379 +1.216	2 1:26.982 +3.743	5 1:25.556 +1.556	10 1:27.058 +2.242	2 1:37.124 +11.121
6 1:23.759 +2.596	3 1:25.474 +2.235	6 1:26.781 +2.781	11 1:26.259 +1.443	3 1:39.237 +13.234
7 1:25.321 +4.158	4 1:23.718 +0.479	7 1:27.252 +3.252	12 1:26.284 +1.468	4 1:26.524 +0.521
8 1:24.158 +2.995	5 <b>1:23.239</b>	8 1:30.446 +6.446	13 1:25.046 +0.230	5 1:26.275 +0.272
9 1:23.445 +2.282	6 1:23.801 +0.562	9 1:25.253 +1.253	14 <b>1:24.816</b>	6 <b>1:26.003</b>
10 1:22.919 +1.756	7 1:25.956 +2.717	10 1:29.587 +5.587	(1) Doug Fisher	7 1:33.696 +7.693
11 <b>1:21.163</b>	8 1:24.377 +1.138	11 1:26.729 +2.729	1 1:30.968 +6.124	8 1:34.908 +8.905
12 1:22.010 +0.847	9 1:24.898 +1.659	12 1:28.854 +4.854	2 1:24.851 +0.007	(121) Gregory Pecora
13 1:21.627 +0.464	10 1:23.969 +0.730	13 1:24.046 +0.046	3 1:28.437 +3.593	1 1:36.845 +10.740
(58) Stephen Blethen	11 1:23.696 +0.457	(129) John Raudat	4 1:26.531 +1.687	2 1:32.533 +6.428
1 1:37.255 +15.157	12 1:24.377 +1.138	1 1:30.124 +5.734	5 1:27.445 +2.601	3 1:30.585 +4.480
2 1:32.346 +10.248	13 1:23.993 +0.754	2 1:26.121 +1.731	6 1:25.344 +0.500	4 1:29.613 +3.508
3 1:23.859 +1.761	14 1:24.342 +1.103	3 1:25.773 +1.383	7 <b>1:24.844</b>	5 1:30.123 +4.018
4 1:23.868 +1.770	(70) Jimmy Locke	4 1:28.162 +3.772	8 1:25.926 +1.082	6 1:29.319 +3.214
5 <b>1:22.098</b>	1 1:52.158 +28.782	5 1:25.031 +0.641	9 1:26.310 +1.466	7 1:28.491 +2.386
6 1:23.666 +1.568	2 1:24.901 +1.525	6 1:24.757 +0.367	10 1:25.248 +0.404	8 <b>1:26.105</b>
p7 1:32.195 +10.097	3 1:24.018 +0.642	7 <b>1:24.390</b>	11 1:24.999 +0.155	9 1:27.994 +1.889
(18) Evan Karl	4 1:24.458 +1.082	8 1:28.390 +4.000	12 1:25.049 +0.205	10 1:27.760 +1.655
1 1:42.593 +20.244	5 1:23.688 +0.312	p9 1:37.519 +13.129	13 1:25.337 +0.493	11 1:29.137 +3.032
2 1:28.648 +6.299	6 1:25.195 +1.819	(17) Whitfield Gregg	p14 1:40.737 +15.893	12 1:28.915 +2.810
3 1:22.803 +0.454	7 1:24.113 +0.737	1 1:30.643 +6.127	(7) Cy Peake	13 1:29.080 +2.975
4 1:25.143 +2.794	8 1:24.053 +0.677	2 1:26.992 +2.476	1 1:36.698 +11.630	(#06) Jeff Longo
5 1:25.001 +2.652	9 1:23.457 +0.081	3 1:26.721 +2.205	2 1:26.986 +1.918	1 1:45.084 +18.767
6 1:25.358 +3.009	10 1:24.275 +0.899	4 1:27.262 +2.746	3 1:25.166 +0.098	2 1:32.176 +5.859
7 1:23.200 +0.851	11 1:24.154 +0.778	5 1:25.180 +0.664	4 1:25.767 +0.699	3 1:26.996 +0.679
8 1:23.169 +0.820	12 1:23.667 +0.291	6 1:25.071 +0.555	5 1:26.409 +1.341	4 <b>1:26.317</b>
9 1:23.856 +1.507	13 <b>1:23.376</b>	7 1:25.516 +0.511	6 1:26.628 +1.560	5 1:28.857 +2.540
10 1:22.952 +0.603	14 1:23.982 +0.606	8 1:30.879 +6.363	7 1:25.225 +0.157	6 1:26.962 +0.645
11 1:22.582 +0.233	(95) Kenneth Payson	9 1:24.533 +0.017	8 1:25.579 +0.511	7 1:28.604 +2.287
12 <b>1:22.349</b>	1 1:39.366 +15.632	10 1:28.010 +3.494	9 1:30.758 +5.690	8 1:26.621 +0.304
13 1:23.827 +1.478	2 1:28.667 +4.933	11 1:25.675 +1.159	10 1:28.765 +3.697	9 1:28.130 +1.813
(51) Raymond Blethen	3 1:25.491 +1.757	12 1:25.107 +0.591	11 1:26.310 +1.242	10 1:27.234 +0.917
1 1:36.870 +14.409	4 1:24.330 +0.596	p13 1:35.860 +11.344	12 <b>1:25.068</b>	11 1:27.724 +1.407
2 1:33.176 +10.715	5 1:24.909 +1.175	(144) Dave Kuchrawy	13 1:26.959 +1.891	12 1:27.551 +1.234
3 1:23.618 +1.157	6 1:24.357 +0.623	1 1:45.033 +20.436	(13) Robert Reed	13 1:27.458 +1.141
4 1:23.735 +1.274	7 1:28.563 +4.829	2 1:28.803 +4.206	1 1:38.957 +13.744	(#02) Pratt Tanner
5 1:22.773 +0.312	8 <b>1:23.734</b>	3 1:24.720 +0.123	2 1:27.285 +2.072	1 1:34.658 +7.724
6 1:23.470 +1.009	9 1:23.810 +0.076	4 1:25.293 +0.696	3 1:25.224 +0.011	2 1:27.355 +0.421
7 1:23.352 +0.891	10 1:24.358 +0.624	5 1:25.719 +1.122	4 <b>1:25.213</b>	3 <b>1:26.934</b>
8 1:24.864 +2.403	11 1:24.326 +0.592	6 <b>1:24.597</b>	5 1:25.477 +0.264	4 1:29.626 +2.692
9 1:25.834 +3.373	12 1:24.475 +0.741	p7 1:32.593 +7.996	p6 1:32.914 +7.701	5 1:27.440 +0.506
10 1:24.040 +1.579	p13 1:39.737 +16.003	8 2:23.870 +59.273	(15) Robby Smolinski Jr.	6 1:27.303 +0.369

Joshua Underwood, Chief of Timing & Scoring

Bob Anderson, Chief Steward / Marianne Rhodes, Chairman SOM

*Joshua Underwood*

www.mylaps.com  
Licensed to: NER, SCCA



# New England Region John Stim Memorial Regional Qualifying Result



John Stim Memorial

Grp 5 - SM,ITC,T3-4,BSpec,ITEZ,SM5,SSM

Thompson Road Course - Long 1.700 miles

Qual

10/7/2016 10:40 AM

Qualifying started at 10:52:13

8	1:28.789	+1.855	10	1:29.034	+0.881	6	1:32.835	+1.899
9	1:28.238	+1.304	11	1:28.265	+0.112	7	1:34.567	+3.631
10	1:31.457	+4.523	12	1:29.627	+1.474	8	1:32.068	+1.132
11	1:29.418	+2.484	13	1:31.303	+3.150	9	<b>1:30.936</b>	
12	1:28.273	+1.339				10	1:31.576	+0.640
13	1:28.113	+1.179				11	1:31.387	+0.451
			(33) Rebecca Harvey			12	1:35.929	+4.993
			1	1:37.510	+9.310			
			2	1:31.985	+3.785	(50) Christopher Milton-Hall		
(90) Kent Vaccaro			p3	1:41.646	+13.446	1	1:46.447	+15.194
1	1:40.104	+12.841	4	1:50.057	+21.857	2	1:32.104	+0.851
2	1:29.723	+2.460	5	1:32.699	+4.499	3	1:37.415	+6.162
3	1:28.077	+0.814	6	1:28.251	+0.051	4	1:34.326	+3.073
4	1:28.010	+0.747	7	<b>1:28.200</b>		5	1:33.173	+1.920
5	1:27.661	+0.398	8	1:32.448	+4.248	6	1:37.113	+5.860
6	1:28.508	+1.245	9	1:31.219	+3.019	7	1:31.370	+0.117
7	<b>1:27.263</b>		10	1:29.456	+1.256	8	1:32.859	+1.606
8	1:29.762	+2.499	11	1:29.171	+0.971	9	1:32.393	+1.140
9	1:30.668	+3.405	p12	1:43.956	+15.756	10	<b>1:31.253</b>	
10	1:31.062	+3.799				11	1:33.758	+2.505
11	1:29.272	+2.009	(41) Clinton Chichester			12	1:31.324	+0.071
12	1:29.088	+1.825	1	1:46.261	+17.719			
13	1:30.259	+2.996	2	1:34.740	+6.198	(117) David Micciulla		
			3	1:33.381	+4.839	1	1:44.524	+12.988
(96) Seth Duval			4	1:31.414	+2.872	2	1:40.491	+8.955
1	1:36.133	+8.479	5	1:33.556	+5.014	3	1:35.913	+4.377
2	1:29.669	+2.015	6	1:31.565	+3.023	4	1:35.422	+3.886
3	1:28.247	+0.593	7	1:34.466	+5.924	5	1:33.377	+1.841
4	1:30.421	+2.767	8	1:28.851	+0.309	6	1:34.091	+2.555
5	<b>1:27.654</b>		9	1:29.321	+0.779	7	1:32.708	+1.172
6	1:28.156	+0.502	10	<b>1:28.542</b>		8	1:33.482	+1.946
7	1:28.852	+1.198	11	1:30.133	+1.591	9	1:31.893	+0.357
8	1:28.889	+1.235	12	1:28.545	+0.003	10	1:32.578	+1.042
9	1:28.349	+0.695	13	1:29.905	+1.363	11	1:33.107	+1.571
10	1:28.183	+0.529				12	<b>1:31.536</b>	
11	1:28.752	+1.098	(#00) Ryan Duke					
12	1:29.244	+1.590	1	1:33.789	+4.724	(14) Christopher S. Mosley		
13	1:31.329	+3.675	2	<b>1:29.065</b>		1	1:51.058	+18.485
			3	1:29.663	+0.598	2	1:40.967	+8.394
(21) Scott Allen			4	1:29.482	+0.417	3	1:38.977	+6.404
1	1:36.990	+9.301	5	1:29.778	+0.713	4	1:33.742	+1.169
2	1:29.771	+2.082	6	1:29.134	+0.069	5	1:34.089	+1.516
3	1:29.863	+2.174	7	1:29.364	+0.299	6	1:33.450	+0.877
4	1:34.935	+7.246				7	<b>1:32.573</b>	
5	1:27.697	+0.008	(49) Michael Collier			8	1:33.577	+1.004
6	1:29.656	+1.967	1	3:26.297	+1:56.439	9	1:32.635	+0.062
7	1:30.080	+2.391	2	1:37.563	+7.705	10	1:32.648	+0.075
8	1:29.083	+1.394	3	1:34.578	+4.720	11	1:32.685	+0.112
9	1:28.498	+0.809	4	1:37.586	+7.728	12	1:36.837	+4.264
10	1:28.880	+1.191	5	1:36.009	+6.151			
11	<b>1:27.689</b>		6	1:32.938	+3.080	(56) Michelle Yaiser		
12	1:27.983	+0.294	7	1:29.985	+0.127	1	1:56.806	+18.248
p13	1:59.869	+32.180	8	<b>1:29.858</b>		2	1:50.150	+11.592
			9	1:31.907	+2.049	3	1:47.230	+8.672
(89) Anthony Vaccaro			10	1:32.627	+2.769	4	1:41.785	+3.227
1	1:39.653	+11.500	11	1:33.843	+3.985	5	1:44.906	+6.348
2	1:29.227	+1.074				6	1:44.394	+5.836
3	1:28.539	+0.386	(177) Isaac Miskoe			7	1:39.079	+0.521
4	<b>1:28.153</b>		1	1:52.181	+21.245	8	1:41.773	+3.215
5	1:28.434	+0.281	2	1:36.058	+5.122	9	<b>1:38.558</b>	
6	1:30.552	+2.399	3	1:37.359	+6.423	10	1:43.166	+4.608
7	1:30.299	+2.146	4	1:35.052	+4.116	11	1:38.917	+0.359
8	1:29.698	+1.545	5	1:34.409	+3.473			
9	1:29.488	+1.335						

Joshua Underwood, Chief of Timing & Scoring

Orbits

Bob Anderson, Chief Steward / Marianne Rhodes, Chairman SOM

www.mylaps.com  
Licensed to: NER, SCCA



**New England Region  
John Stim Memorial Regional  
Qualifying Result**



John Stim Memorial

**Sorted on Best Lap time**

Grp 6 - HRG

Thompson Road Course - Long 1.700 miles

Qual

10/7/2016 11:05 AM

Qualifying started at 11:18:45

Pos	No.	Name	Class	Best Tm	Diff	Best Speed	In Lap	Make-Model	Sponsor
1	44	Adam Strelczuk	HRG4	1:22.344		74.322	8	Datsun 240Z GT2/f	
2	61	Tom Drake	HRG4	1:23.718	1.374	73.103	11	Opel GT/Blue	Alley Cat Racing
3	77	Gregory Meindl	HRG5	1:26.162	3.818	71.029	5	Ford Mustang/Red	Raceshopper.com
4	48	W. Scott Stickle	HRG5	1:27.080	4.736	70.280	6	Jaguar XKE/white	BLACK ROCK RACING
5	33	Greg Amy	HRG3	1:27.809	5.465	69.697	13	Porsche 914/Orang	
6	90	Paul Paparella	HRG3	1:28.497	6.153	69.155	12	BMW 2002tii/blue	Eurosport of Westf
7	43	Hal Jones	HRG3	1:29.139	6.795	68.657	12	BMW 2002 TII/Gre	Atelier Art Services
8	114	Philip G Gott	HRG3	1:31.615	9.271	66.801	7	Triumph TR4A/Red	Jean Green RD
9	23	Peter McCarthy	HRG1	1:33.854	11.510	65.208	6	Austin Healey Ashk	Midnight Auto Inc
10	7	George Michael Harmuth	HRG1	1:36.717	14.373	63.277	12	Triumph Spitfire/Re	Dutchess Window
11	17	Dan Ferguson	HRG2	1:39.362	17.018	61.593	8	MG MGA Roadster/	rackandruinracing.c

Joshua Underwood, Chief of Timing & Scoring

Orbits

Bob Anderson, Chief Steward / Marianne Rhodes, Chairman SOM

www.mylaps.com  
Licensed to: NER, SCCA





# New England Region John Stim Memorial Regional Qualifying Result



John Stim Memorial

Grp 6 - HRG

Thompson Road Course - Long 1.700 miles

Qual

10/7/2016 11:05 AM

Qualifying started at 11:18:45

<u>(44) Adam Strelczuk</u>			5	1:31.687	+3.878	7	1:34.726	+0.872
1	1:49.075	+26.731	6	1:32.921	+5.112	8	1:34.426	+0.572
2	1:30.901	+8.557	7	1:30.349	+2.540	9	1:33.962	+0.108
3	1:26.118	+3.774	8	1:30.824	+3.015	10	1:34.817	+0.963
4	1:23.790	+1.446	9	1:30.166	+2.357	11	1:35.323	+1.469
5	1:25.158	+2.814	10	1:29.109	+1.300	12	1:35.670	+1.816
6	1:27.175	+4.831	11	1:28.586	+0.777	<u>(7) George Michael Harmuth</u>		
7	1:25.955	+3.611	12	1:28.258	+0.449	1	1:50.259	+13.542
8	<b>1:22.344</b>		13	<b>1:27.809</b>		2	1:40.455	+3.738
p9	1:33.776	+11.432	<u>(90) Paul Paparella</u>			3	1:40.632	+3.915
<u>(61) Tom Drake</u>			1	1:43.911	+15.414	4	1:42.048	+5.331
1	1:43.281	+19.563	2	1:38.295	+9.798	5	1:38.123	+1.406
2	1:37.676	+13.958	3	1:31.088	+2.591	6	1:38.004	+1.287
3	1:26.021	+2.303	4	1:30.447	+1.950	7	1:37.379	+0.662
4	1:25.853	+2.135	5	1:30.465	+1.968	8	1:36.720	+0.003
5	1:25.981	+2.263	6	1:30.799	+2.302	9	1:38.224	+1.507
6	1:25.412	+1.694	7	1:30.047	+1.550	10	1:37.855	+1.138
7	1:23.987	+0.269	8	1:31.899	+3.402	11	1:38.822	+2.105
8	1:24.896	+1.178	9	1:29.368	+0.871	12	<b>1:36.717</b>	
p9	1:35.879	+12.161	10	1:29.257	+0.760	<u>(17) Dan Ferguson</u>		
10	2:43.132	+1:19.414	11	1:28.850	+0.353	1	2:00.703	+21.341
11	<b>1:23.718</b>		12	<b>1:28.497</b>		2	1:41.967	+2.605
12	1:24.921	+1.203	13	1:30.291	+1.794	3	1:41.480	+2.118
13	1:25.801	+2.083	<u>(43) Hal Jones</u>			4	1:42.626	+3.264
<u>(77) Gregory Meindl</u>			1	1:47.278	+18.139	5	1:42.419	+3.057
1	1:47.496	+21.334	2	1:37.834	+8.695	6	1:41.239	+1.877
2	1:33.486	+7.324	3	1:34.554	+5.415	7	1:41.250	+1.888
3	1:29.257	+3.095	4	1:33.879	+4.740	8	<b>1:39.362</b>	
4	1:26.956	+0.794	5	1:33.892	+4.753	9	1:42.813	+3.451
5	<b>1:26.162</b>		6	1:32.102	+2.963	10	1:40.760	+1.398
6	1:27.435	+1.273	7	1:32.497	+3.358	p11	1:56.508	+17.146
7	1:27.581	+1.419	8	1:32.247	+3.108			
8	1:27.045	+0.883	9	1:30.230	+1.091			
9	1:27.086	+0.924	10	1:30.020	+0.881			
10	1:28.268	+2.106	11	1:29.820	+0.681			
11	1:27.818	+1.656	12	<b>1:29.139</b>				
12	1:29.955	+3.793	13	1:29.800	+0.661			
p13	1:38.437	+12.275	<u>(114) Philip G Gott</u>					
<u>(48) W. Scott Stickle</u>			1	1:46.594	+14.979			
1	1:48.598	+21.518	2	1:36.817	+5.202			
2	1:31.927	+4.847	3	1:35.103	+3.488			
3	1:28.531	+1.451	4	1:34.325	+2.710			
4	1:31.246	+4.166	5	1:32.671	+1.056			
5	1:32.026	+4.946	6	1:33.246	+1.631			
6	<b>1:27.080</b>		7	<b>1:31.615</b>				
7	1:27.743	+0.663	8	1:32.724	+1.109			
8	1:44.384	+17.304	9	1:31.635	+0.020			
9	1:29.746	+2.666	10	1:31.904	+0.289			
10	1:29.066	+1.986	11	1:33.671	+2.056			
11	1:29.194	+2.114	12	1:32.914	+1.299			
12	1:30.359	+3.279	13	1:34.624	+3.009			
13	1:30.230	+3.150	<u>(23) Peter McCarthy</u>					
<u>(33) Greg Amy</u>			1	1:53.649	+19.795			
1	1:47.991	+20.182	2	1:40.342	+6.488			
2	1:35.340	+7.531	3	1:37.842	+3.988			
3	1:33.206	+5.397	4	1:37.202	+3.348			
4	1:31.352	+3.543	5	1:34.906	+1.052			
			6	<b>1:33.854</b>				

Joshua Underwood, Chief of Timing & Scoring

Orbits

Bob Anderson, Chief Steward / Marianne Rhodes, Chairman SOM

www.mylaps.com  
Licensed to: NER, SCCA



**New England Region  
John Stim Memorial Regional  
Qualifying Result**



John Stim Memorial

**Sorted on Best Lap time**

Grp 7 - GT1-2-3,SPO,AS,T1-2,ITE-R-S,STU

Thompson Road Course - Long 1.700 miles

Qual

10/7/2016 11:30 AM

Qualifying started at 11:44:49

Pos	No.	Name	Class	Best Tm	Diff	Best Speed	In Lap	Make-Model	Sponsor
1	38	John Branscombe	GT1	1:13.016		83.817	3	Chevrolet Corvette,	Colony Used Auto I
2	6	Douglas Valley	GT1	1:15.248	2.232	81.331	9	Ford Mustang Cobr	Catang Motorsport
3	18	Dave Maynard	GT2	1:16.551	3.535	79.947	3	BMW 330/orange	3D Auto Works Inc
4	4	John Hellmers	SPO	1:16.754	3.738	79.735	11	Chevrolet Cavalier/	
5	#07	Daniel Preston	T1	1:18.514	5.498	77.948	5	Nissan 370Z/White	NESS
6	80	Maurizio Cerasoli	GT2	1:19.182	6.166	77.290	4	Porsche 944 Turbo,	MCRacing
7	42	Michael Lavigne	T2	1:19.437	6.421	77.042	14	Ford Mustang GT/S	Auto Re-Nu-It Autc
8	53	Doug Brown	SPO	1:19.614	6.598	76.871	12	BMW 325is/Blue	
9	27	Anthony Serra	ITR	1:20.011	6.995	76.489	4	BMW 328i/Blue	Autotechnic/Mecca
10	73	Mark Ketenci	ITR	1:20.291	7.275	76.223	2	BMW 328 ci/blue	3D Autoworks
11	46	Russ Jones	ITR	1:21.233	8.217	75.339	5	Porsche 944S2/red	
12	51	Raymond Blethen	ITR	1:21.386	8.370	75.197	10	Mazda RX8/Blue/O	RST Performance F
13	44	Adam Strelczuk	GT2	1:21.396	8.380	75.188	13	Datsun 240Z GT2/f	
14	117	Mark Gregory	ITS	1:22.379	9.363	74.291	12	Mazda Miata/Red/v	Rosmar Racing
15	28	Jacob van Gelder	ITE	1:22.611	9.595	74.082	10	Subaru WRX STI/v	American Express
16	54	Jeff Campbell	ITE	1:22.686	9.670	74.015	4	Porsche 964/Grey	
17	56	Mike Frost	ITR	1:22.984	9.968	73.749	8	BMW 328i/Green	Vermont Eco Floor
18	26	Ken Hubbard	ITR	1:23.111	10.095	73.636	9	BMW 325/Blk	Auto Technic
19	81	Zachary Slater	ITE	1:23.330	10.314	73.443	13	Porsche 944 Turbo,	
20	13	Pasquale Bruno	T2	1:23.343	10.327	73.431	13	Cadillac CTS-V/Blac	MC Racing + Crow
21	5	Bob Demers	T2	1:23.798	10.782	73.033	10	Pontiac solstice gx	Midway Buick GMC
22	30	Thomas Kelly	ITR	1:24.533	11.517	72.398	5	BMW 328i/Yellow/E	Precision Motorspo
23	117	David Micciulla	ITE	1:29.740	16.724	68.197	2	Fiat Abarth/White	Lombardo Motorca

Joshua Underwood, Chief of Timing & Scoring

Orbits

Bob Anderson, Chief Steward / Marianne Rhodes, Chairman SOM

*Joshua Underwood*

www.mylaps.com

Licensed to: NER, SCCA



# New England Region John Stim Memorial Regional Qualifying Result



John Stim Memorial

Grp 7 - GT1-2-3,SPO,AS,T1-2,ITE-R-S,STU

Thompson Road Course - Long 1.700 miles

Qual

10/7/2016 11:30 AM

Qualifying started at 11:44:49

(38) John Branscombe	11 1:19.598 +1.084	9 1:20.786 +0.775	1 1:28.883 +6.504	6 1:23.577 +0.466
1 1:36.124 +23.108	12 1:44.511 +25.997	10 1:21.350 +1.339	2 1:24.186 +1.807	7 1:23.893 +0.782
2 1:15.339 +2.323	(80) Maurizio Cerasoli	11 1:21.420 +1.409	3 1:22.751 +0.372	8 1:23.139 +0.028
3 <b>1:13.016</b>	1 1:34.845 +15.663	12 1:22.975 +2.964	4 1:23.235 +0.856	9 <b>1:23.111</b>
4 1:14.090 +1.074	2 1:22.264 +3.082	p13 1:29.958 +9.947	5 1:22.676 +0.297	10 1:24.392 +1.281
5 1:17.469 +4.453	3 1:19.466 +0.284	(73) Mark Ketenci	6 1:22.742 +0.363	11 1:23.768 +0.657
6 1:17.305 +4.289	4 <b>1:19.182</b>	1 1:31.855 +11.564	7 1:22.580 +0.201	12 1:23.571 +0.460
p7 1:30.235 +17.219	5 1:27.411 +8.229	2 <b>1:20.291</b>	8 1:23.166 +0.787	13 1:23.871 +0.760
(6) Douglas Valley	6 1:20.007 +0.825	3 1:20.683 +0.392	9 1:23.910 +1.531	14 1:23.281 +0.170
1 1:35.688 +20.440	7 1:21.457 +2.275	4 1:20.502 +0.211	10 1:22.651 +0.272	(81) Zachary Slater
2 1:21.205 +5.957	8 1:21.646 +2.464	5 1:20.353 +0.062	11 1:22.574 +0.195	1 1:36.352 +13.022
3 1:17.792 +2.544	9 1:21.117 +1.935	6 1:21.286 +0.995	12 <b>1:22.379</b>	2 1:24.936 +6.606
4 1:17.251 +2.003	10 1:20.294 +1.112	7 1:21.123 +0.832	13 1:22.923 +0.544	3 1:26.716 +3.386
5 1:17.497 +2.249	11 1:19.530 +0.348	8 1:20.380 +0.089	14 1:22.391 +0.012	4 1:26.544 +3.214
6 1:18.825 +3.577	12 1:19.425 +0.243	9 1:20.297 +0.006	(28) Jacob van Gelder	5 1:26.496 +3.166
7 1:16.877 +1.629	13 1:19.329 +0.147	p10 2:10.268 +49.977	1 1:30.450 +7.839	6 1:26.920 +3.590
8 1:19.705 +4.457	14 1:19.269 +0.087	(46) Russ Jones	2 1:26.715 +4.104	7 1:28.447 +5.117
9 <b>1:15.248</b>	15 1:19.195 +0.013	1 1:35.940 +14.707	3 1:24.674 +2.063	8 1:26.693 +3.363
10 1:16.607 +1.359	(42) Michael Lavigne	2 1:25.712 +4.479	4 1:25.346 +2.735	9 1:26.863 +3.533
11 1:16.522 +1.274	1 1:29.703 +10.266	3 1:23.667 +2.434	5 1:24.259 +1.648	10 1:24.957 +1.627
12 1:29.682 +14.434	2 1:21.573 +2.136	4 1:22.097 +0.864	6 1:24.549 +1.938	11 1:23.833 +0.503
(18) Dave Maynard	3 1:20.185 +0.748	5 <b>1:21.233</b>	7 1:23.119 +0.508	12 1:24.143 +0.813
1 1:27.085 +10.534	4 1:21.227 +1.790	6 1:21.911 +0.678	8 1:23.754 +1.143	13 <b>1:23.330</b>
2 1:17.692 +1.141	5 1:21.265 +1.828	7 1:22.137 +0.904	9 1:23.229 +0.618	14 1:24.185 +0.855
3 <b>1:16.551</b>	6 1:20.027 +0.590	8 1:22.243 +1.010	10 <b>1:22.611</b>	(13) Pasquale Bruno
4 1:16.611 +0.060	7 1:21.608 +2.171	p9 1:48.883 +27.650	11 1:22.873 +0.262	1 1:35.443 +12.100
5 1:17.104 +0.553	8 1:21.121 +1.684	(51) Raymond Blethen	p12 1:46.033 +23.422	2 1:26.551 +3.208
6 1:18.994 +2.443	9 1:20.885 +1.448	1 1:27.596 +6.210	(54) Jeff Campbell	3 1:42.395 +19.052
7 1:16.685 +0.134	10 1:20.400 +0.963	2 1:23.357 +1.971	1 1:33.561 +10.875	4 1:27.563 +4.220
p8 1:28.530 +11.979	11 1:19.907 +0.470	3 1:25.847 +4.461	2 1:23.698 +1.012	5 1:24.135 +0.792
(4) John Hellmers	12 1:19.724 +0.287	4 1:22.670 +1.284	3 1:24.673 +1.987	6 1:30.452 +7.109
1 1:30.589 +13.835	13 1:19.530 +0.093	5 1:22.074 +0.688	4 <b>1:22.686</b>	7 1:24.184 +0.841
2 1:24.672 +7.918	14 <b>1:19.437</b>	6 1:24.550 +3.164	5 1:23.752 +1.066	8 1:25.134 +1.791
3 1:20.176 +3.422	15 1:21.090 +1.653	7 1:35.836 +14.450	6 1:23.782 +1.096	9 1:24.843 +1.500
4 1:19.182 +2.428	(53) Doug Brown	8 1:22.316 +0.930	7 1:25.273 +2.587	10 1:24.552 +1.209
5 1:18.723 +1.969	1 1:31.773 +12.159	9 1:22.415 +1.029	8 1:25.716 +3.030	11 1:28.647 +5.304
6 1:17.833 +1.079	2 1:24.553 +4.939	(55) Adam Strelczuk	9 1:38.945 +16.259	12 1:25.569 +2.226
7 1:19.215 +2.461	3 1:25.580 +5.966	1 1:38.955 +17.559	(56) Mike Frost	13 <b>1:23.343</b>
8 1:21.575 +4.821	4 1:24.050 +4.436	2 1:23.357 +1.971	1 1:31.642 +8.658	14 1:26.005 +2.662
9 1:18.578 +1.824	5 1:21.226 +1.612	3 1:25.847 +4.461	2 1:26.113 +3.129	(5) Bob Demers
10 1:17.240 +0.486	6 1:24.432 +4.818	4 1:22.670 +1.284	3 1:25.146 +2.162	1 1:37.438 +13.640
11 <b>1:16.754</b>	7 1:25.995 +6.381	5 1:22.074 +0.688	4 1:25.133 +2.149	2 1:56.206 +32.408
12 1:19.395 +2.641	8 1:20.819 +1.205	6 1:24.550 +3.164	5 1:23.966 +0.982	3 1:26.167 +2.369
13 1:20.759 +4.005	9 1:22.886 +3.272	7 1:35.836 +14.450	6 1:25.685 +2.701	4 1:27.663 +3.865
14 1:17.636 +0.882	10 1:21.346 +1.732	8 1:22.316 +0.930	7 1:24.384 +1.400	5 1:24.995 +1.197
15 1:32.549 +15.795	11 1:23.023 +3.409	9 1:22.415 +1.029	8 <b>1:22.984</b>	6 1:24.409 +0.611
(#07) Daniel Preston	12 <b>1:19.614</b>	(44) Adam Strelczuk	9 1:25.731 +2.747	7 1:24.161 +0.363
1 1:25.536 +7.022	13 1:20.382 +0.768	1 1:38.955 +17.559	10 1:23.176 +0.192	8 1:24.370 +0.572
2 1:20.660 +2.146	14 1:20.378 +0.764	2 1:23.098 +1.702	11 1:24.359 +1.375	9 1:24.521 +0.723
3 1:21.290 +2.776	(27) Anthony Serra	3 1:22.817 +1.421	12 1:25.862 +2.878	10 <b>1:23.798</b>
4 1:19.008 +0.494	1 1:33.213 +13.202	4 1:23.776 +2.380	13 1:23.096 +0.112	11 1:26.767 +2.969
5 <b>1:18.514</b>	2 1:33.654 +13.643	5 1:21.404 +0.008	14 1:25.128 +2.144	p12 2:36.328 +1:12.530
6 1:21.387 +2.873	3 1:21.010 +0.999	6 1:21.435 +0.039	(26) Ken Hubbard	p13 2:39.899 +1:16.101
7 1:20.558 +2.044	4 <b>1:20.011</b>	7 1:21.646 +0.250	1 1:29.318 +6.207	(30) Thomas Kelly
8 1:20.613 +2.099	5 1:22.475 +2.464	8 1:22.842 +1.446	2 1:25.042 +1.931	1 1:41.130 +16.597
9 1:19.789 +1.275	6 1:20.985 +0.974	9 1:21.573 +0.177	3 1:25.810 +2.699	2 1:28.292 +3.759
10 1:19.431 +0.917	p7 1:32.851 +12.840	10 1:21.910 +0.514	4 1:24.293 +1.182	3 1:28.362 +3.829
	8 2:55.192 +1:35.181	11 1:21.809 +0.413	5 1:26.191 +3.080	4 1:24.935 +0.402
		12 1:22.204 +0.808		
		13 <b>1:21.396</b>		
		14 1:21.692 +0.296		
		(117) Mark Gregory		

Joshua Underwood, Chief of Timing & Scoring

Bob Anderson, Chief Steward / Marianne Rhodes, Chairman SOM

www.mylaps.com  
Licensed to: NER, SCCA



**New England Region  
John Stim Memorial Regional  
Qualifying Result**



**John Stim Memorial**

Grp 7 - GT1-2-3,SPO,AS,T1-2,ITE-R-S,STU

Thompson Road Course - Long 1.700 miles

Qual

10/7/2016 11:30 AM

Qualifying started at 11:44:49

5	<b>1:24.533</b>	
6	1:25.667	+1.134
7	1:27.488	+2.955
8	1:25.958	+1.425
9	1:27.045	+2.512
10	1:44.020	+19.487

(117) David Micciulla

1	1:33.613	+3.873
2	<b>1:29.740</b>	
3	1:33.825	+4.085
4	1:31.472	+1.732
5	1:30.646	+0.906
6	1:30.962	+1.222
7	1:32.906	+3.166
8	1:31.758	+2.018
9	1:42.680	+12.940

Joshua Underwood, Chief of Timing & Scoring

Orbits

Bob Anderson, Chief Steward / Marianne Rhodes, Chairman SOM

www.mylaps.com  
Licensed to: NER, SCCA



**New England Region  
John Stim Memorial Regional  
Official Race Result**



John Stim Memorial

**Sorted on Laps**

Grp 1 - FV, F5, FST, F6, FVCC

Thompson Road Course - Long 1.700 miles

Race 1 #16-RQ-4244-S

10/7/2016 01:00 PM

Race started at 13:09:01

Pos	No.	Name	Class	Laps	Diff	Total Tm	Best Tm	Make-Model	Sponsor
1	#05	Nicholas Galuardi	FV	12		21:12.702	1:21.548	Caldwell D-13,	Barrtune Racing
2	33	Tyler Reynolds	FV	12	4.854	21:17.556	1:22.632	Citation/yellow	Quixote Racing
3	22	Michael Hinkle	FV	12	5.902	21:18.604	1:21.243	BRD BRD/Yellc	
4	75	Kevin O'Day	FV	12	20.286	21:32.988	1:24.423	Caldwell D-13,	Gulf
5	96	John Melican	FV	12	23.235	21:35.937	1:25.323	mysterian m3	
6	71	Jeffrey Adams	FV	12	23.514	21:36.216	1:23.257	campbell motc	napa auto parts of sou
7	55	Bruce Rodman	FV	12	29.304	21:42.006	1:25.517	Caracal D/blac	Tire Warehouse
8	#07	Chris Barry	FV	12	29.791	21:42.493	1:25.204	citation Formu	
9	49	Megan Gilkes	FV	12	30.597	21:43.299	1:25.429	BRD/Blac/Silve	Vallis Motor Sport
10	46	Mitchell Baker	FV	12	44.814	21:57.516	1:26.463	Protoform FV/	LOL
11	2	Robert Plencner	FV	12	1:04.810	22:17.512	1:29.977	Caracal C/Whi	
12	4	Paul Faford	FV	6	6 Laps	13:24.527	1:33.132	Mysterian M2/	
13	61	Walter Popiak	FV		12 Laps	0.400		CITATION 95V	LANGLAIS GROUP
14	32	Brian Kenney	FV		12 Laps	1.730		FV Predator/R	

**Announcements**

Time Prov 1331 Time Final 1401

Margin of Victory	Avg. Speed	Best Lap Tm	Best Speed	Best Lap by
4.854	57.704	1:21.243	75.330	22 - Michael Hinkle

Joshua Underwood, Chief of Timing & Scoring

Orbits

Bob Anderson, Chief Steward / Marianne Rhodes, Chairman SOM

www.mylaps.com  
Licensed to: NER, SCCA





**New England Region  
John Stim Memorial Regional  
Official Race Result**



John Stim Memorial

**Sorted on Laps**


Grp 1 - FV, F5, FST, F6, FVCC

Thompson Road Course - Long 1.700 miles

Race 1 #16-RQ-4244-S

10/7/2016 01:00 PM

Race started at 13:09:01



Pos	No.	Name	Class	Laps	Diff	Total Tm	Best Tm	Make-Model	Sponsor
FV									
1	#05	Nicholas Galuardi	FV	12		21:12.702	1:21.548	Caldwell D-13,	Barrtune Racing
2	33	Tyler Reynolds	FV	12	4.854	21:17.556	1:22.632	Citation/yellow	Quixote Racing
3	22	Michael Hinkle	FV	12	5.902	21:18.604	1:21.243	BRD BRD/Yellc	
4	75	Kevin O'Day	FV	12	20.286	21:32.988	1:24.423	Caldwell D-13,	Gulf
5	96	John Melican	FV	12	23.235	21:35.937	1:25.323	mysterian m3	
6	71	Jeffrey Adams	FV	12	23.514	21:36.216	1:23.257	campbell motc	napa auto parts of sou
7	55	Bruce Rodman	FV	12	29.304	21:42.006	1:25.517	Caracal D/blac	Tire Warehouse
8	#07	Chris Barry	FV	12	29.791	21:42.493	1:25.204	citation Formu	
9	49	Megan Gilkes	FV	12	30.597	21:43.299	1:25.429	BRD/Blac/Silve	Vallis Motor Sport
10	46	Mitchell Baker	FV	12	44.814	21:57.516	1:26.463	Protoform FV/	LOL
11	2	Robert Plencner	FV	12	1:04.810	22:17.512	1:29.977	Caracal C/Whi	
12	4	Paul Faford	FV	6	6 Laps	13:24.527	1:33.132	Mysterian M2/	
13	61	Walter Popiak	FV		12 Laps	0.400		CITATION 95V	LANGLAIS GROUP
14	32	Brian Kenney	FV		12 Laps	1.730		FV Predator/R	

**Announcements**

Time Prov 1331 Time Final 1401

Margin of Victory	Avg. Speed	Best Lap Tm	Best Speed	Best Lap by
4.854	57.704	1:21.243	75.330	22 - Michael Hinkle

Joshua Underwood, Chief of Timing & Scoring

Orbits

Bob Anderson, Chief Steward / Marianne Rhodes, Chairman SOM

www.mylaps.com  
Licensed to: NER, SCCA

# John Stim Memorial

# Lapchart


Grp 1 - FV, F5, FST, F6, FVCC

Thompson Road Course - Long 1.700 miles

Race 1 #16-RQ-4244-S

10/7/2016 01:00 PM

Race started at 13:09:01



## Competitors

### Laps

	0	1	2	3	4	5	6	7	8	9	10	11	12	
Nicholas Galuardi (#05)	1	#05	22	22	22	22	22	22	#05	#05	#05	#05	#05	#05
Michael Hinkle (22)	2	22	#05	#05	#05	#05	#05	22	22	22	22	22	33	
Tyler Reynolds (33)	3	33	33	33	33	33	33	33	33	33	33	33	22	
Walter Popiak (61)	4	61	71	71	71	71	71	96	96	96	75	75	75	
Jeffrey Adams (71)	5	71	75	75	75	75	96	96	75	75	75	96	96	
Kevin O'Day (75)	6	75	96	96	96	96	75	75	55	55	55	71	71	
Mitchell Baker (46)	7	46	4	4	4	4	4	55	49	49	71	55	55	
Chris Barry (#07)	8	#07	55	55	55	55	55	49	#07	#07	49	49	#07	#07
John Melican (96)	9	96	#07	49	49	49	49	#07	71	71	#07	#07	49	49
Megan Gilkes (49)	10	49	49	2	2	#07	#07	46	46	46	46	46	46	46
Paul Faford (4)	11	4	2	#07	46	2	2	2	2	2	2	2	2	2
Bruce Rodman (55)	12	55	46	46	#07	46	46	4						
Robert Plencner (2)	13	2												
Brian Kenney (32)	14	32												



# New England Region John Stim Memorial Regional Official Race Result



## John Stim Memorial


Grp 1 - FV, F5, FST, F6, FVCC

Thompson Road Course - Long 1.700 miles

Race 1 #16-RQ-4244-S

10/7/2016 01:00 PM

Race started at 13:09:01



<u>(#05) Nicholas Galuardi</u>			5	2:37.226	+1:11.903	11	1:26.319	+0.890
1	1:31.032	+9.484	6	1:26.102	+0.779	12	1:25.667	+0.238
2	2:43.364	+1:21.816	7	1:25.460	+0.137	<u>(46) Mitchell Baker</u>		
3	2:14.747	+53.199	8	1:26.284	+0.961	1	1:48.624	+22.161
4	2:22.286	+1:00.738	9	<b>1:25.323</b>		2	2:42.117	+1:15.654
5	2:42.094	+1:20.546	10	1:26.936	+1.613	3	2:05.743	+39.280
6	1:24.423	+2.875	11	1:25.538	+0.215	4	2:25.299	+58.836
7	1:21.820	+0.272	12	1:26.064	+0.741	5	2:34.631	+1:08.168
8	1:21.912	+0.364	<u>(71) Jeffrey Adams</u>			6	1:34.680	+8.217
9	1:21.787	+0.239	1	1:31.996	+8.739	7	1:30.538	+4.075
10	<b>1:21.548</b>		2	2:44.660	+1:21.403	8	1:27.863	+1.400
11	1:21.577	+0.029	3	2:13.627	+50.370	9	1:27.202	+0.739
12	1:26.112	+4.564	4	2:23.752	+1:00.495	10	1:26.761	+0.298
<u>(33) Tyler Reynolds</u>			5	2:39.710	+1:16.453	11	1:26.885	+0.422
1	1:31.544	+8.912	6	1:25.036	+1.779	12	<b>1:26.463</b>	
2	2:44.342	+1:21.710	7	1:37.901	+14.644	<u>(2) Robert Plencner</u>		
3	2:13.815	+51.183	8	<b>1:23.257</b>		1	1:45.918	+15.941
4	2:23.165	+1:00.533	9	1:24.474	+1.217	2	2:36.454	+1:06.477
5	2:40.672	+1:18.040	10	1:24.795	+1.538	3	2:11.569	+41.592
6	1:25.093	+2.461	11	1:23.296	+0.039	4	2:25.870	+55.893
7	1:22.949	+0.317	12	1:23.274	+0.017	5	2:34.811	+1:04.834
8	1:22.659	+0.027	<u>(55) Bruce Rodman</u>			6	1:36.677	+6.700
9	<b>1:22.632</b>		1	1:43.198	+17.681	7	1:31.958	+1.981
10	1:23.127	+0.495	2	2:36.050	+1:10.533	8	1:31.238	+1.261
11	1:23.111	+0.479	3	2:13.276	+47.759	9	1:30.521	+0.544
12	1:24.104	+1.472	4	2:24.889	+59.372	10	1:30.159	+0.182
<u>(22) Michael Hinkle</u>			5	2:36.023	+1:10.506	11	<b>1:29.977</b>	
1	1:30.598	+9.355	6	1:29.952	+4.435	12	1:30.712	+0.735
2	2:42.799	+1:21.556	7	1:26.750	+1.233	<u>(4) Paul Faford</u>		
3	2:14.942	+53.699	8	1:26.394	+0.877	1	<b>1:33.132</b>	
4	2:22.126	+1:00.883	9	1:25.952	+0.435	2	2:45.543	+1:12.411
5	2:42.943	+1:21.700	10	1:26.758	+1.241	3	2:13.326	+40.194
6	1:24.489	+3.246	11	1:25.682	+0.165	4	2:24.726	+51.594
7	1:22.432	+1.189	12	<b>1:25.517</b>		5	2:36.756	+1:03.624
8	1:22.343	+1.100	<u>(#07) Chris Barry</u>			p6	1:49.840	+16.708
9	1:21.624	+0.381	1	1:45.733	+20.529			
10	<b>1:21.243</b>		p2	2:40.923	+1:15.719			
11	1:21.469	+0.226	3	2:09.980	+44.776			
12	1:31.550	+10.307	4	2:22.683	+57.479			
<u>(75) Kevin O'Day</u>			5	2:35.654	+1:10.450			
1	1:32.316	+7.893	6	1:31.218	+6.014			
2	2:45.149	+1:20.726	7	1:25.843	+0.639			
3	2:13.386	+48.963	8	1:26.726	+1.522			
4	2:24.347	+59.924	9	1:26.021	+0.817			
5	2:38.615	+1:14.192	10	1:25.878	+0.674			
6	1:28.968	+4.545	11	<b>1:25.204</b>				
7	1:24.725	+0.302	12	1:25.582	+0.378			
8	<b>1:24.423</b>		<u>(49) Megan Gilkes</u>					
9	1:25.151	+0.728	1	1:45.679	+20.250			
10	1:24.877	+0.454	2	2:35.265	+1:09.836			
11	1:24.652	+0.229	3	2:12.696	+47.267			
12	1:25.892	+1.469	4	2:24.810	+59.381			
<u>(96) John Melican</u>			5	2:35.867	+1:10.438			
1	1:32.199	+6.876	6	1:30.224	+4.795			
2	2:45.375	+1:20.052	7	1:26.928	+1.499			
3	2:13.637	+48.314	8	1:26.820	+1.391			
4	2:24.664	+59.341	9	<b>1:25.429</b>				
			10	1:26.438	+1.009			

Joshua Underwood, Chief of Timing & Scoring

Orbits

Bob Anderson, Chief Steward / Marianne Rhodes, Chairman SOM

*Joshua Underwood*

www.mylaps.com  
Licensed to: NER, SCCA



**New England Region  
John Stim Memorial Regional  
Official Race Result**



John Stim Memorial

**Sorted on Best Lap time**

Grp 1 - FV, F5, FST, F6, FVCC

Thompson Road Course - Long 1.700 miles

Race 1 #16-RQ-4244-S

10/7/2016 01:00 PM

Race started at 13:09:01

Pos	No.	Name	Class	Best Tm	Diff	Best Speed	In Lap	Make-Model	Sponsor
FV									
1	22	Michael Hinkle	FV	1:21.243		75.330	10	BRD BRD/Yellow	
2	#05	Nicholas Galuardi	FV	1:21.548	0.305	75.048	10	Caldwell D-13/red	Barrtune Racing
3	33	Tyler Reynolds	FV	1:22.632	1.389	74.063	9	Citation/yellow	Quixote Racing
4	71	Jeffrey Adams	FV	1:23.257	2.014	73.507	8	campbell motorspo	napa auto parts of
5	75	Kevin O'Day	FV	1:24.423	3.180	72.492	8	Caldwell D-13/Blue	Gulf
6	#07	Chris Barry	FV	1:25.204	3.961	71.828	11	citation Formula Ve	
7	96	John Melican	FV	1:25.323	4.080	71.727	9	mysterian m3 fv/re	
8	49	Megan Gilkes	FV	1:25.429	4.186	71.638	9	BRD/Blac/Silver	Vallis Motor Sport
9	55	Bruce Rodman	FV	1:25.517	4.274	71.565	12	Caracal D/black/ye	Tire Warehouse
10	46	Mitchell Baker	FV	1:26.463	5.220	70.782	12	Protoform FV/Navy	LOL
11	2	Robert Plencner	FV	1:29.977	8.734	68.017	11	Caracal C/White	
12	4	Paul Faford	FV	1:33.132	11.889	65.713	1	Mysterian M2/Blue	
13	61	Walter Popiak	FV			-	0	CITATION 95V/REL	LANGLAIS GROUP
14	32	Brian Kenney	FV			-	0	FV Predator/Red	

Announcements

Time Prov 1331 Time Final 1401

Joshua Underwood, Chief of Timing & Scoring

Orbits

Bob Anderson, Chief Steward / Marianne Rhodes, Chairman SOM

www.mylaps.com  
Licensed to: NER, SCCA



**New England Region  
John Stim Memorial Regional  
Official Race Result**



John Stim Memorial

**Sorted on Laps**

Grp 2 - IT7, SM2, STL

Thompson Road Course - Long 1.700 miles

Race 1 #16-RQ-4244-S

10/7/2016 01:25 PM

Race started at 13:41:12

Pos	No.	Name	Class	Laps	Diff	Total Tm	Best Tm	Make-Model	Sponsor
1	117	Mark Gregory	STL	15	15.619	20:55.134	1:21.916	Mazda Miata/F	Rosmar Racing
2	#09	Jesse Schmidt	SM2	15	17.904	20:57.419	1:23.216	Mazda Miata/F	Rossini Racing Product
3	18	Evan Karl	SM2	15	18.229	20:57.744	1:22.757	Mazda Miata/v	BK Motorsports
4	70	Jimmy Locke	SM2	15	19.854	20:59.369	1:23.348	Mazda Miata/r	NorthEast Earth Mecha
5	16	Rob Sturgis	STL	15	25.541	21:05.056	1:23.500	Mazda Miata/E	G&M Services/Lowrider
6	37	Abhi Ghatak	STL	15	35.526	21:15.041	1:23.732	Mazda Miata/v	Kessler Engineering
7	73	Xiang Li	SM2	15	40.660	21:20.175	1:24.278	Mazda Spec M	
8	#08	Robert Karl Jr.	SM2	15	41.033	21:20.548	1:24.107	Mazda Miata/y	BK Motorsports
9	7	Cy Peake	STL	15	47.173	21:26.688	1:24.637	Mazda Miata/c	LTD Racing
10	129	John Raudat	STL	15	47.756	21:27.271	1:24.324	Mazda Miata/t	
11	13	Robert Reed	STL	15	51.243	21:30.758	1:24.706	Mazda Miata/C	LTD Racing
12	17	Whitfield Gregg	STL	15	54.329	21:33.844	1:24.733	Mazda Miata/E	Flatout Motorsports
13	35	Dominic Karl	SM2	15	1:00.647	21:40.162	1:25.838	Mazda Miata/F	BK Motorsports
14	1	Doug Fisher	STL	15	1:01.200	21:40.715	1:25.091	Mazda Miata/E	Father Daughter Racing
15	14	Keith Knickerbocker	SM2	15	1:01.424	21:40.939	1:25.049	Mazda Miata/t	Knickerbocker by Desig
16	149	Joe Schubert	STL	15	1:13.569	21:53.084	1:26.101	Mazda Miata/s	EY Flatout Motorsport
17	20	Robert Karl	SM2	15	1:15.132	21:54.647	1:26.427	Mazda Miata/v	BK Motorsports
18	#06	Jeff Longo	SM2	15	1:23.431	22:02.946	1:26.431	Mazda Miata/r	LTD Racing / Marbledal
19	77	Daniel Sheppard	IT7	14	1 Lap	20:39.826	1:26.859	Mazda RX7/pu	it7racing.com
20	#02	Pratt Tanner	SM2	14	1 Lap	20:41.506	1:26.829	Mazda Miata/v	
21	90	Kent Vaccaro	STL	14	1 Lap	20:53.374	1:27.292	Mazda Miata/E	Flatout Motorsports
22	96	Seth Duval	SM2	14	1 Lap	20:59.573	1:27.399	Mazda Miata/v	Big Boy's Toys LLC
23	81	JB Swan	IT7	14	1 Lap	21:02.416	1:28.688	Mazda RX-7/bl	R&S Redco
24	3	Serge Lentz	IT7	14	1 Lap	21:06.228	1:28.852	Mazda RX7/Re	Driver Skills Developme
25	33	Rebecca Harvey	SM2	14	1 Lap	21:11.280	1:27.723	Mazda Miata/E	Road Rebels
26	41	Peter Morrison	STL	14	1 Lap	21:19.400	1:29.016	Mazda Miata/t	Deja Vu Motorsports
27	#07	Jason Carroll	IT7	14	1 Lap	21:30.704	1:30.047	Mazda RX-7/w	IT7racing.com
28	#00	Ryan Duke	SM2	14	1 Lap	21:39.495	1:27.087	Mazda Miata/E	
29	177	Isaac Miskoe	SM2	14	1 Lap	22:04.351	1:31.019	Mazda Miata/y	WhoopAss Race Fuel
30	43	Wendy Cappola	STL	13	2 Laps	20:58.242	1:33.146	Mazda 1994 M	She Racing Flatout Mc
31	171	Robert Beaulieu	IT7	13	2 Laps	21:04.293	1:34.136	Mazda rx-7/Bl	Beaulieu advertising ar
32	34	Matthew Koskinen	STL	15		20:39.515		Mazda MX5/W	JMK Motorsports
33	144	Dave Kuchrawy	STL	8	7 Laps	11:51.237	1:25.529	Mazda Miata/E	

**Announcements**

Time Prov 1403 Time Final 1433

#34 not eligible for points per CS

Margin of Victory	Avg. Speed	Best Lap Tm	Best Speed	Best Lap by
17.904	73.140	1:21.916	74.711	117 - Mark Gregory

Joshua Underwood, Chief of Timing & Scoring

Orbits

Bob Anderson, Chief Steward / Marianne Rhodes, Chairman SOM

www.mylaps.com

Licensed to: NER, SCCA





**New England Region  
John Stim Memorial Regional  
Official Race Result**



John Stim Memorial

**Sorted on Laps**

Grp 2 - IT7, SM2, STL

Thompson Road Course - Long 1.700 miles

Race 1 #16-RQ-4244-S

10/7/2016 01:25 PM

Race started at 13:41:12

Pos	No.	Name	Class	Laps	Diff	Total Tm	Best Tm	Make-Model	Sponsor
34	89	Anthony Vaccaro	STL	3	12 Laps	4:49.781	1:28.483	Mazda Miata/E	Flatout motorsports

**Announcements**

Time Prov 1403 Time Final 1433  
#34 not eligible for points per CS

Margin of Victory	Avg. Speed	Best Lap Tm	Best Speed	Best Lap by
17.904	73.140	1:21.916	74.711	117 - Mark Gregory

Joshua Underwood, Chief of Timing & Scoring

Orbits

Bob Anderson, Chief Steward / Marianne Rhodes, Chairman SOM

www.mylaps.com  
Licensed to: NER, SCCA  
Page 2/2



**New England Region  
John Stim Memorial Regional  
Official Race Result**



John Stim Memorial

**Sorted on Laps**

Grp 2 - IT7, SM2, STL

Thompson Road Course - Long 1.700 miles

Race 1 #16-RQ-4244-S

10/7/2016 01:25 PM

Race started at 13:41:12

Pos	No.	Name	Class	Laps	Diff	Total Tm	Best Tm	Make-Model	Sponsor
<b>IT7</b>									
1	77	Daniel Sheppard	IT7	14		20:39.826	1:26.859	Mazda RX7/pu	it7racing.com
2	81	JB Swan	IT7	14	22.590	21:02.416	1:28.688	Mazda RX-7/bl	R&S Redco
3	3	Serge Lentz	IT7	14	26.402	21:06.228	1:28.852	Mazda RX7/Re	Driver Skills Developme
4	#07	Jason Carroll	IT7	14	50.878	21:30.704	1:30.047	Mazda RX-7/w	IT7racing.com
5	171	Robert Beaulieu	IT7	13	1 Lap	21:04.293	1:34.136	Mazda rx-7/Bl	Beaulieu advertising ar
<b>SM2</b>									
1	#09	Jesse Schmidt	SM2	15		20:57.419	1:23.216	Mazda Miata/F	Rossini Racing Product
2	18	Evan Karl	SM2	15	0.325	20:57.744	1:22.757	Mazda Miata/v	BK Motorsports
3	70	Jimmy Locke	SM2	15	1.950	20:59.369	1:23.348	Mazda Miata/r	NorthEast Earth Mecha
4	73	Xiang Li	SM2	15	22.756	21:20.175	1:24.278	Mazda Spec M	
5	#08	Robert Karl Jr.	SM2	15	23.129	21:20.548	1:24.107	Mazda Miata/y	BK Motorsports
6	35	Dominic Karl	SM2	15	42.743	21:40.162	1:25.838	Mazda Miata/F	BK Motorsports
7	14	Keith Knickerbocker	SM2	15	43.520	21:40.939	1:25.049	Mazda Miata/t	Knickerbocker by Desig
8	20	Robert Karl	SM2	15	57.228	21:54.647	1:26.427	Mazda Miata/v	BK Motorsports
9	#06	Jeff Longo	SM2	15	1:05.527	22:02.946	1:26.431	Mazda Miata/r	LTD Racing / Marbledal
10	#02	Pratt Tanner	SM2	14	1 Lap	20:41.506	1:26.829	Mazda Miata/v	
11	96	Seth Duval	SM2	14	1 Lap	20:59.573	1:27.399	Mazda Miata/v	Big Boy's Toys LLC
12	33	Rebecca Harvey	SM2	14	1 Lap	21:11.280	1:27.723	Mazda Miata/E	Road Rebels
13	#00	Ryan Duke	SM2	14	1 Lap	21:39.495	1:27.087	Mazda Miata/E	
14	177	Isaac Miskoe	SM2	14	1 Lap	22:04.351	1:31.019	Mazda Miata/y	WhoopAss Race Fuel
<b>STL</b>									
1	117	Mark Gregory	STL	15	15.619	20:55.134	1:21.916	Mazda Miata/F	Rosmar Racing
2	16	Rob Sturgis	STL	15	25.541	21:05.056	1:23.500	Mazda Miata/E	G&M Services/Lowrider
3	37	Abhi Ghatak	STL	15	35.526	21:15.041	1:23.732	Mazda Miata/v	Kessler Engineering
4	7	Cy Peake	STL	15	47.173	21:26.688	1:24.637	Mazda Miata/c	LTD Racing
5	129	John Raudat	STL	15	47.756	21:27.271	1:24.324	Mazda Miata/t	
6	13	Robert Reed	STL	15	51.243	21:30.758	1:24.706	Mazda Miata/C	LTD Racing
7	17	Whitfield Gregg	STL	15	54.329	21:33.844	1:24.733	Mazda Miata/E	Flatout Motorsports
8	1	Doug Fisher	STL	15	1:01.200	21:40.715	1:25.091	Mazda Miata/E	Father Daughter Racin

**Announcements**

Time Prov 1403 Time Final 1433  
#34 not eligible for points per CS

Margin of Victory	Avg. Speed	Best Lap Tm	Best Speed	Best Lap by
17.904	73.140	1:21.916	74.711	117 - Mark Gregory

Joshua Underwood, Chief of Timing & Scoring

Orbits

Bob Anderson, Chief Steward / Marianne Rhodes, Chairman SOM

www.mylaps.com  
Licensed to: NER, SCCA



**New England Region  
John Stim Memorial Regional  
Official Race Result**



John Stim Memorial

**Sorted on Laps**

Grp 2 - IT7, SM2, STL

Thompson Road Course - Long 1.700 miles

Race 1 #16-RQ-4244-S

10/7/2016 01:25 PM

Race started at 13:41:12

Pos	No.	Name	Class	Laps	Diff	Total Tm	Best Tm	Make-Model	Sponsor
9	149	Joe Schubert	STL	15	1:13.569	21:53.084	1:26.101	Mazda Miata/S	EY Flatout Motorsport
10	90	Kent Vaccaro	STL	14	1 Lap	20:53.374	1:27.292	Mazda Miata/E	Flatout Motorsports
11	41	Peter Morrison	STL	14	1 Lap	21:19.400	1:29.016	Mazda Miata/t	Deja Vu Motorsports
12	43	Wendy Cappola	STL	13	2 Laps	20:58.242	1:33.146	Mazda 1994 M	She Racing Flatout Mc
13	34	Matthew Koskinen	STL	15		20:39.515		Mazda MX5/W	JMK Motorsports
14	144	Dave Kuchrawy	STL	8	7 Laps	11:51.237	1:25.529	Mazda Miata/E	
15	89	Anthony Vaccaro	STL	3	12 Laps	4:49.781	1:28.483	Mazda Miata/E	Flatout motorsports

**Announcements**

Time Prov 1403 Time Final 1433

#34 not eligible for points per CS

Margin of Victory	Avg. Speed	Best Lap Tm	Best Speed	Best Lap by
17.904	73.140	1:21.916	74.711	117 - Mark Gregory

Joshua Underwood, Chief of Timing & Scoring

Orbits

Bob Anderson, Chief Steward / Marianne Rhodes, Chairman SOM

www.mylaps.com

Licensed to: NER, SCCA

Page 2/2

# John Stim Memorial

Lapchart


Grp 2 - IT7, SM2, STL

Thompson Road Course - Long 1.700 miles

Race 1 #16-RQ-4244-S

10/7/2016 01:25 PM

Race started at 13:41:12



Competitors	Laps															
	0	1	2	3	4	5	6	7	8	9	10	11	12	13	14	15
Matthew Koskinen (34)	1	34	34	34	34	34	34	34	34	34	34	34	34	34	34	34
Mark Gregory (117)	2	117	117	117	117	117	117	117	117	117	117	117	117	117	117	117
Jesse Schmidt (#09)	3	#09	#09	#09	#09	#09	#09	#09	#09	#09	#09	#09	#09	#09	#09	#09
Jimmy Locke (70)	4	70	70	70	70	18	18	18	18	18	18	18	18	18	18	18
Evan Karl (18)	5	18	18	18	18	70	70	70	70	70	70	70	70	70	70	70
Rob Sturgis (16)	6	16	16	16	16	16	16	16	16	16	16	16	16	16	16	16
Abhi Ghatak (37)	7	37	37	37	37	37	37	37	37	37	37	37	37	37	37	37
Robert Karl Jr. (#08)	8	#08	7	73	73	73	73	73	73	73	73	73	73	73	73	73
Cy Peake (7)	9	7	73	7	129	#08	#08	#08	#08	#08	#08	#08	#08	#08	#08	#08
Xiang Li (73)	10	73	#08	129	7	7	7	7	7	7	7	7	7	7	7	7
John Raudat (129)	11	129	129	#08	#08	13	13	13	129	129	129	129	129	129	129	129
Robert Reed (13)	12	13	13	13	13	129	129	129	13	13	13	13	13	13	13	13
Dominic Karl (35)	13	35	35	35	35	17	17	17	17	17	17	17	17	17	17	17
Keith Knickerbocker (14)	14	14	17	17	17	35	35	35	35	35	35	35	35	35	35	35
Whitfield Gregg (17)	15	17	14	14	14	14	14	14	14	14	14	14	14	1	1	1
Pratt Tanner (#02)	16	#02	1	1	1	1	1	1	1	1	1	1	1	1	14	14
Kent Vaccaro (90)	17	90	20	20	20	20	20	144	144	20	20	20	20	149	149	149
Doug Fisher (1)	18	1	#06	#06	#06	#06	144	20	20	#06	#06	149	149	20	20	20
Robert Karl (20)	19	20	#02	149	144	144	#06	#06	#06	149	149	#06	#06	#06	#06	#06
Joe Schubert (149)	20	149	149	144	149	149	149	149	144	77	77	77	77	77	77	77
Jeff Longo (#06)	21	#06	144	77	77	77	77	77	77	#02	#02	#02	#02	#02	#02	#02
Daniel Sheppard (77)	22	77	77	#02	#02	#02	#02	#02	#02	96	90	90	90	90	90	90
Dave Kuchrawy (144)	23	144	90	90	90	90	90	90	96	90	96	96	96	96	96	96
Anthony Vaccaro (89)	24	89	89	89	81	96	96	96	96	90	81	81	81	81	81	81
Serge Lentz (3)	25	3	81	81	96	81	81	81	81	3	3	3	3	3	3	3
JB Swan (81)	26	81	3	3	3	3	3	3	3	41	41	33	33	33	33	33
Rebecca Harvey (33)	27	33	33	96	33	41	41	41	#00	#00	33	33	41	41	41	41
Seth Duval (96)	28	96	96	33	41	33	33	#00	41	33	#07	#07	#07	#07	#07	#07
Jason Carroll (#07)	29	#07	#07	41	#07	#00	#00	33	33	41	#00	#00	#00	#00	#00	#00
Peter Morrison (41)	30	41	41	#07	#00	#07	#07	#07	#07	#07	177	177	177	177	177	177

Joshua Underwood, Chief of Timing & Scoring

Bob Anderson, Chief Steward / Marianne Rhodes, Chairman SOM

Orbits

www.mylaps.com  
Licensed to: NER, SCCA



# New England Region John Stim Memorial Regional Official Race Result



John Stim Memorial

Grp 2 - IT7, SM2, STL

Thompson Road Course - Long 1.700 miles

Race 1 #16-RQ-4244-S

10/7/2016 01:25 PM

Race started at 13:41:12

<b>(117) Mark Gregory</b>			10	1:23.582	+0.234	4	1:25.324	+1.217	15	1:27.158	+2.452	9	1:26.712	+1.663
1	1:24.004	+2.088	11	<b>1:23.348</b>		5	1:24.430	+0.323				10	1:26.234	+1.185
2	<b>1:21.916</b>		12	1:23.741	+0.393	6	1:25.323	+1.216	<b>(17) Whitfield Gregg</b>			11	1:26.210	+1.161
3	1:22.414	+0.498	13	1:23.421	+0.073	7	<b>1:24.107</b>		1	1:28.250	+3.517	12	1:28.162	+3.113
4	1:22.569	+0.653	14	1:23.775	+0.427	8	1:24.285	+0.178	2	1:26.841	+2.108	13	1:26.072	+1.023
5	1:23.536	+1.620	15	1:24.339	+0.991	9	1:24.754	+0.647	3	1:25.923	+1.190	14	1:25.419	+0.370
6	1:23.708	+1.792	<b>(16) Rob Sturgis</b>			10	1:25.473	+1.366	4	1:25.026	+0.293	15	<b>1:25.049</b>	
7	1:24.061	+2.145	1	1:27.110	+3.610	11	1:24.540	+0.433	5	1:25.381	+0.648	<b>(149) Joe Schubert</b>		
8	1:24.218	+2.302	2	1:23.731	+0.231	12	1:24.378	+0.271	6	<b>1:24.733</b>		1	1:31.899	+5.798
9	1:23.655	+1.739	3	1:23.568	+0.068	13	1:26.096	+1.989	7	1:25.286	+0.553	2	<b>1:26.101</b>	
10	1:23.879	+1.963	4	1:23.696	+0.196	14	1:24.382	+0.275	8	1:25.972	+1.239	3	1:27.241	+1.140
11	1:24.093	+2.177	5	1:24.439	+0.939	15	1:24.798	+0.691	9	1:26.125	+1.392	4	1:26.643	+0.542
12	1:24.580	+2.664	6	1:23.612	+0.112	<b>(7) Cy Peake</b>			10	1:26.487	+1.754	5	1:26.969	+0.868
13	1:23.900	+1.984	7	1:24.511	+1.011	1	1:28.227	+3.590	11	1:25.422	+0.689	6	1:26.364	+0.263
14	1:24.202	+2.286	8	1:24.302	+0.802	2	1:26.265	+1.628	12	1:26.252	+1.519	7	1:26.582	+0.481
15	1:24.156	+2.240	9	1:24.222	+0.722	3	1:25.612	+0.975	13	1:26.035	+1.302	8	1:27.482	+1.381
<b>(#09) Jesse Schmidt</b>			10	1:24.891	+1.391	4	1:26.437	+1.800	14	1:25.821	+1.088	9	1:26.740	+0.639
1	1:25.197	+1.981	11	<b>1:23.500</b>		5	1:24.920	+0.283	15	1:25.619	+0.886	10	1:28.132	+2.031
2	1:23.314	+0.098	12	1:24.107	+0.607	6	1:25.414	+0.777	<b>(35) Dominic Karl</b>			11	1:26.308	+0.207
3	1:23.254	+0.038	13	1:23.943	+0.443	7	1:24.848	+0.211	1	1:28.843	+3.005	12	1:26.889	+0.788
4	1:23.591	+0.375	14	1:23.561	+0.061	8	1:25.738	+1.101	2	1:26.721	+0.883	13	1:27.056	+0.955
5	1:23.491	+0.275	15	1:24.579	+1.079	9	1:25.243	+0.606	3	1:25.988	+0.150	14	1:26.379	+0.278
6	1:23.476	+0.260	<b>(37) Abhi Ghatak</b>			10	1:25.007	+0.370	4	1:26.145	+0.307	15	1:26.673	+0.572
7	1:23.405	+0.189	1	1:28.224	+4.492	11	1:25.954	+1.317	5	<b>1:25.838</b>		<b>(20) Robert Karl</b>		
8	1:23.598	+0.382	2	<b>1:23.732</b>		12	1:24.716	+0.079	6	1:26.514	+0.676	1	1:29.362	+2.935
9	1:23.923	+0.707	3	1:23.909	+0.177	13	1:25.832	+1.195	7	1:26.150	+0.312	2	<b>1:26.427</b>	
10	1:23.440	+0.224	4	1:24.315	+0.583	14	1:25.393	+0.756	8	1:26.701	+0.863	3	1:26.453	+0.026
11	1:23.555	+0.339	5	1:24.647	+0.915	15	<b>1:24.637</b>		9	1:26.706	+0.868	4	1:26.942	+0.515
12	<b>1:23.216</b>		6	1:24.473	+0.741	<b>(129) John Raudat</b>			10	1:26.252	+0.414	5	1:27.582	+1.155
13	1:23.737	+0.521	7	1:24.245	+0.513	1	1:28.448	+4.124	11	1:26.124	+0.286	6	1:27.527	+1.100
14	1:24.005	+0.789	8	1:25.777	+2.045	2	1:25.609	+1.285	12	1:26.123	+0.285	7	1:26.579	+0.152
15	1:25.608	+2.392	9	1:24.814	+1.082	3	1:25.031	+0.707	13	1:25.954	+0.116	8	1:27.843	+1.416
<b>(18) Evan Karl</b>			10	1:26.919	+3.187	4	1:27.440	+3.116	14	1:26.254	+0.416	9	1:26.665	+0.238
1	1:25.875	+3.118	11	1:24.174	+0.442	5	1:24.951	+0.627	15	1:25.968	+0.130	10	1:27.419	+0.992
2	1:23.825	+1.068	12	1:24.240	+0.508	6	1:25.093	+0.769	<b>(1) Doug Fisher</b>			11	1:27.386	+0.959
3	1:23.454	+0.697	13	1:24.517	+0.785	7	1:25.052	+0.728	1	1:28.791	+3.700	12	1:28.274	+1.847
4	1:24.168	+1.411	14	1:24.732	+1.000	8	1:25.335	+1.011	2	1:26.337	+1.246	13	1:26.695	+0.268
5	1:24.518	+1.761	15	1:24.973	+1.241	9	1:27.198	+2.874	3	1:26.169	+1.078	14	1:27.462	+1.035
6	1:23.053	+0.296	<b>(73) Xiang Li</b>			10	1:25.611	+1.287	4	1:26.074	+0.983	15	1:26.595	+0.168
7	1:22.959	+0.202	1	1:27.903	+3.625	11	1:25.536	+1.212	5	1:25.657	+0.566	<b>(#06) Jeff Longo</b>		
8	1:23.178	+0.421	2	1:25.311	+1.033	12	1:25.107	+0.783	6	1:27.077	+1.986	1	1:30.428	+3.997
9	1:23.648	+0.891	3	1:24.861	+0.583	13	1:24.614	+0.290	7	1:25.578	+0.487	2	1:26.753	+0.322
10	1:22.873	+0.116	4	1:25.381	+1.103	14	<b>1:24.324</b>		8	1:26.425	+1.334	3	1:26.696	+0.265
11	1:22.950	+0.193	5	1:25.442	+1.164	15	1:24.731	+0.407	9	1:27.256	+2.165	4	1:26.831	+0.400
12	<b>1:22.757</b>		6	1:24.463	+0.185	<b>(13) Robert Reed</b>			10	1:25.883	+0.792	5	1:27.274	+0.843
13	1:23.614	+0.857	7	1:24.354	+0.076	1	1:28.763	+4.057	11	1:26.334	+1.243	6	1:26.503	+0.072
14	1:24.255	+1.498	8	1:25.132	+0.854	2	1:26.385	+1.679	12	1:27.726	+2.635	7	<b>1:26.431</b>	
15	1:25.573	+2.816	9	1:24.678	+0.400	3	1:24.997	+0.291	13	1:25.179	+0.088	8	1:27.711	+1.280
<b>(70) Jimmy Locke</b>			10	1:25.513	+1.235	4	1:25.671	+0.965	14	<b>1:25.091</b>		9	1:26.729	+0.298
1	1:25.721	+2.373	11	<b>1:24.278</b>		5	1:25.124	+0.418	15	1:25.872	+0.781	10	1:32.147	+5.716
2	1:23.881	+0.533	12	1:24.374	+0.096	6	1:25.177	+0.471	<b>(14) Keith Knickerbocker</b>			11	1:29.329	+2.898
3	1:23.602	+0.254	13	1:25.664	+1.386	7	1:25.971	+1.265	1	1:29.304	+4.255	12	1:28.024	+1.593
4	1:24.398	+1.050	14	1:24.502	+0.224	8	1:24.852	+0.146	2	1:26.398	+1.349	13	1:27.693	+1.262
5	1:24.630	+1.282	15	1:25.280	+1.002	9	1:27.335	+2.629	3	1:26.061	+1.012	14	1:27.001	+0.570
6	1:23.645	+0.297	<b>(#08) Robert Karl Jr.</b>			10	1:26.067	+1.361	4	1:25.684	+0.635	15	1:27.342	+0.911
7	1:23.477	+0.129	1	1:29.669	+5.562	11	1:25.310	+0.604	5	1:25.965	+0.916	<b>(77) Daniel Sheppard</b>		
8	1:23.415	+0.067	2	1:26.263	+2.156	12	1:25.050	+0.344	6	1:26.931	+1.882	1	1:31.684	+4.825
9	1:23.533	+0.185	3	1:24.794	+0.687	13	<b>1:24.706</b>		7	1:25.717	+0.668	2	1:27.931	+1.072
						14	1:24.855	+0.149	8	1:26.548	+1.499			

Joshua Underwood, Chief of Timing & Scoring

Bob Anderson, Chief Steward / Marianne Rhodes, Chairman SOM

*Joshua Underwood*

www.mylaps.com  
Licensed to: NER, SCCA



# New England Region John Stim Memorial Regional Official Race Result



John Stim Memorial

Grp 2 - IT7, SM2, STL

Thompson Road Course - Long 1.700 miles

Race 1 #16-RQ-4244-S

10/7/2016 01:25 PM

Race started at 13:41:12

3	<b>1:26.859</b>		1	1:32.076	+3.388			13	1:35.014	+1.868	
4	1:27.719	+0.860	2	<b>1:28.688</b>		(#07) Jason Carroll					
5	1:28.072	+1.213	3	1:29.651	+0.963	1	1:33.197	+3.150	(171) Robert Beaulieu		
6	1:28.535	+1.676	4	1:29.273	+0.585	2	1:30.436	+0.389	1	1:36.938	+2.802
7	1:27.877	+1.018	5	1:29.442	+0.754	3	1:30.556	+0.509	2	1:34.179	+0.043
8	1:28.279	+1.420	6	1:29.253	+0.565	4	1:32.175	+2.128	3	<b>1:34.136</b>	
9	1:27.835	+0.976	7	1:28.973	+0.285	5	1:30.915	+0.868	4	1:34.774	+0.638
10	1:27.788	+0.929	8	1:28.798	+0.110	6	<b>1:30.047</b>		5	1:35.865	+1.729
11	1:27.559	+0.700	9	1:28.777	+0.089	7	1:31.977	+1.930	6	1:36.546	+2.410
12	1:28.234	+1.375	10	1:29.331	+0.643	8	1:32.609	+2.562	7	1:37.551	+3.415
13	1:27.232	+0.373	11	1:29.864	+1.176	9	1:30.714	+0.667	8	1:37.511	+3.375
14	1:27.590	+0.731	12	1:29.334	+0.646	10	1:33.578	+3.531	9	1:36.455	+2.319
			13	1:29.990	+1.302	11	1:31.092	+1.045	10	1:37.744	+3.608
			14	1:30.201	+1.513	12	1:30.835	+0.788	11	1:36.243	+2.107
(#02) Pratt Tanner						13	1:31.469	+1.422	12	1:38.259	+4.123
1	1:32.496	+5.667				14	1:31.148	+1.101	13	1:36.386	+2.250
2	1:29.604	+2.775	(3) Serge Lentz								
3	1:28.253	+1.424	1	1:32.734	+3.882	(#00) Ryan Duke			(34) Matthew Koskinen		
4	1:27.657	+0.828	2	<b>1:28.852</b>		1	1:36.626	+9.539	1	1:23.375	-3:59:31.400
5	1:27.971	+1.142	3	1:31.543	+2.691	2	1:29.820	+2.733	2	1:20.823	-3:59:33.952
6	1:27.541	+0.712	4	1:29.910	+1.058	3	1:28.956	+1.869	3	1:21.198	-3:59:33.577
7	1:28.164	+1.335	5	1:29.609	+0.757	4	1:29.677	+2.590	4	1:21.038	-3:59:33.737
8	1:27.757	+0.928	6	1:29.429	+0.577	5	1:29.359	+2.272	5	1:21.631	-3:59:33.144
9	1:27.751	+0.922	7	1:29.277	+0.425	6	1:29.513	+2.426	6	1:21.987	-3:59:32.788
10	1:28.074	+1.245	8	1:29.399	+0.547	7	1:28.046	+0.959	7	1:23.229	-3:59:31.546
11	1:27.771	+0.942	9	1:29.378	+0.526	8	1:27.454	+0.367	8	1:21.500	-3:59:33.275
12	1:28.610	+1.781	10	1:29.714	+0.862	9	2:07.797	+40.710	9	1:22.559	-3:59:32.216
13	<b>1:26.829</b>		11	1:29.546	+0.694	10	1:29.399	+2.312	10	1:25.820	-3:59:28.955
14	1:28.274	+1.445	12	1:30.067	+1.215	11	1:28.476	+1.389	11	1:22.065	-3:59:32.710
			13	1:29.111	+0.259	12	1:28.247	+1.160	12	1:23.575	-3:59:31.200
(90) Kent Vaccaro			14	1:29.045	+0.193	13	<b>1:27.087</b>		13	1:23.097	-3:59:31.678
1	1:34.142	+6.850				14	1:28.023	+0.936	14	1:24.076	-3:59:30.699
2	1:28.838	+1.546	(33) Rebecca Harvey						15	1:23.542	-3:59:31.233
3	1:28.800	+1.508	1	1:32.580	+4.857	(177) Isaac Miskoe					
4	1:28.246	+0.954	2	1:30.045	+2.322	1	1:36.704	+5.685	(144) Dave Kuchrawy		
5	1:28.673	+1.381	3	1:30.747	+3.024	2	1:34.348	+3.329	1	1:30.592	+5.063
6	1:30.014	+2.722	4	1:32.813	+5.090	3	1:33.998	+2.979	2	1:26.588	+1.059
7	1:28.451	+1.159	5	1:29.513	+1.790	4	1:34.169	+3.150	3	1:25.765	+0.236
8	1:29.286	+1.994	6	1:30.365	+2.642	5	1:33.105	+2.086	4	1:26.683	+1.154
9	1:27.434	+0.142	7	1:29.573	+1.850	6	1:33.450	+2.431	5	<b>1:25.529</b>	
10	1:31.016	+3.724	8	1:28.646	+0.923	7	1:32.903	+1.884	6	1:25.997	+0.468
11	<b>1:27.292</b>		9	1:33.545	+5.822	8	1:34.824	+3.805	7	1:26.097	+0.568
12	1:28.436	+1.144	10	1:28.911	+1.188	9	1:35.096	+4.077	p8	1:36.757	+11.228
13	1:29.032	+1.740	11	1:30.008	+2.285	10	1:35.139	+4.120			
14	1:28.588	+1.296	12	1:28.394	+0.671	11	1:33.219	+2.200	(89) Anthony Vaccaro		
			13	1:28.926	+1.203	12	1:33.339	+2.320	1	1:32.547	+4.064
(96) Seth Duval			14	<b>1:27.723</b>		13	1:32.389	+1.370	2	<b>1:28.483</b>	
1	1:32.457	+5.058				14	<b>1:31.019</b>		p3	1:41.348	+12.865
2	1:28.488	+1.089	(41) Peter Morrison								
3	1:28.408	+1.009	1	1:33.113	+4.097	(43) Wendy Cappola					
4	1:27.401	+0.002	2	1:29.373	+0.357	1	1:41.632	+8.486			
5	<b>1:27.399</b>		3	1:30.689	+1.673	2	1:36.129	+2.983			
6	1:30.582	+3.183	4	1:31.606	+2.590	3	1:36.508	+3.362			
7	1:27.791	+0.392	5	1:29.618	+0.602	4	1:36.325	+3.179			
8	1:28.062	+0.663	6	1:29.826	+0.810	5	1:33.969	+0.823			
9	1:28.078	+0.679	7	1:30.097	+1.081	6	1:37.829	+4.683			
10	1:31.776	+4.377	8	1:30.096	+1.080	7	1:36.263	+3.117			
11	1:30.018	+2.619	9	1:32.295	+3.279	8	1:36.946	+3.800			
12	1:28.490	+1.091	10	<b>1:29.016</b>		9	1:34.656	+1.510			
13	1:28.742	+1.343	11	1:32.257	+3.241	10	1:34.028	+0.882			
14	1:31.948	+4.549	12	1:30.711	+1.695	11	1:33.954	+0.808			
			13	1:29.630	+0.614	12	<b>1:33.146</b>				
(81) JB Swan			14	1:30.868	+1.852						

Joshua Underwood, Chief of Timing & Scoring

Orbits

Bob Anderson, Chief Steward / Marianne Rhodes, Chairman SOM

*Joshua Underwood*

www.mylaps.com  
Licensed to: NER, SCCA



**New England Region  
John Stim Memorial Regional  
Official Race Result**



John Stim Memorial

**Sorted on Best Lap time**

Grp 2 - IT7, SM2, STL

Thompson Road Course - Long 1.700 miles

Race 1 #16-RQ-4244-S

10/7/2016 01:25 PM

Race started at 13:41:12

Pos	No.	Name	Class	Best Tm	Diff	Best Speed	In Lap	Make-Model	Sponsor
<b>IT7</b>									
1	77	Daniel Sheppard	IT7	1:26.859		70.459	3	Mazda RX7/purple	it7racing.com
2	81	JB Swan	IT7	1:28.688	1.829	69.006	2	Mazda RX-7/blue	R&S Redco
3	3	Serge Lentz	IT7	1:28.852	1.993	68.879	2	Mazda RX7/Red	Driver Skills Develc
4	#07	Jason Carroll	IT7	1:30.047	3.188	67.965	6	Mazda RX-7/white/	IT7racing.com
5	171	Robert Beaulieu	IT7	1:34.136	7.277	65.012	3	Mazda rx-7/Blue	Beaulieu advertisin
<b>SM2</b>									
1	18	Evan Karl	SM2	1:22.757		73.951	12	Mazda Miata/White	BK Motorsports
2	#09	Jesse Schmidt	SM2	1:23.216	0.459	73.544	12	Mazda Miata/Red	Rossini Racing Pro
3	70	Jimmy Locke	SM2	1:23.348	0.591	73.427	11	Mazda Miata/rusty	NorthEast Earth Me
4	#08	Robert Karl Jr.	SM2	1:24.107	1.350	72.764	7	Mazda Miata/Yellow	BK Motorsports
5	73	Xiang Li	SM2	1:24.278	1.521	72.617	11	Mazda Spec Miata/	
6	14	Keith Knickerbocker	SM2	1:25.049	2.292	71.959	15	Mazda Miata/black	Knickerbocker by D
7	35	Dominic Karl	SM2	1:25.838	3.081	71.297	5	Mazda Miata/Red V	BK Motorsports
8	20	Robert Karl	SM2	1:26.427	3.670	70.811	2	Mazda Miata/White	BK Motorsports
9	#06	Jeff Longo	SM2	1:26.431	3.674	70.808	7	Mazda Miata/red	LTD Racing / Marbl
10	#02	Pratt Tanner	SM2	1:26.829	4.072	70.483	13	Mazda Miata/white,	
11	#00	Ryan Duke	SM2	1:27.087	4.330	70.275	13	Mazda Miata/Blue/l	
12	96	Seth Duval	SM2	1:27.399	4.642	70.024	5	Mazda Miata/White	Big Boy's Toys LLC
13	33	Rebecca Harvey	SM2	1:27.723	4.966	69.765	14	Mazda Miata/Blue	Road Rebels
14	177	Isaac Miskoe	SM2	1:31.019	8.262	67.239	14	Mazda Miata/Yellow	WhoopAss Race Fu
<b>STL</b>									
1	117	Mark Gregory	STL	1:21.916		74.711	2	Mazda Miata/Red/v	Rosmar Racing
2	16	Rob Sturgis	STL	1:23.500	1.584	73.293	11	Mazda Miata/Blue/l	G&M Services/Low
3	37	Abhi Ghatak	STL	1:23.732	1.816	73.090	2	Mazda Miata/white	Kessler Engineering
4	129	John Raudat	STL	1:24.324	2.408	72.577	14	Mazda Miata/blue/c	
5	7	Cy Peake	STL	1:24.637	2.721	72.309	15	Mazda Miata/green	LTD Racing
6	13	Robert Reed	STL	1:24.706	2.790	72.250	13	Mazda Miata/Greer	LTD Racing
7	17	Whitfield Gregg	STL	1:24.733	2.817	72.227	6	Mazda Miata/Black	Flatout Motorsport
8	1	Doug Fisher	STL	1:25.091	3.175	71.923	14	Mazda Miata/Blue/'	Father Daughter R
9	144	Dave Kuchrawy	STL	1:25.529	3.613	71.555	5	Mazda Miata/Black	
10	149	Joe Schubert	STL	1:26.101	4.185	71.079	2	Mazda Miata/Silver	EY Flatout Motors
11	90	Kent Vaccaro	STL	1:27.292	5.376	70.110	11	Mazda Miata/Blue (	Flatout Motorsport
12	89	Anthony Vaccaro	STL	1:28.483	6.567	69.166	2	Mazda Miata/Blue (	Flatout motorsport
13	41	Peter Morrison	STL	1:29.016	7.100	68.752	10	Mazda Miata/blue	Deja Vu Motorspor
14	43	Wendy Cappola	STL	1:33.146	11.230	65.703	12	Mazda 1994 Miata/	She Racing Flatou
15	34	Matthew Koskinen	STL			-	0	Mazda MX5/White-	JMK Motorsports

**Announcements**

Time Prov 1403 Time Final 1433

#34 not eligible for points per CS

Joshua Underwood, Chief of Timing & Scoring

Orbits

Bob Anderson, Chief Steward / Marianne Rhodes, Chairman SOM

www.mylaps.com

Licensed to: NER, SCCA





**New England Region  
John Stim Memorial Regional  
Official Race Result**



John Stim Memorial

**Sorted on Laps**

Grp 3 - FA-B-C-E-F-M,CFC,NCF,FS,P1-2,ASR

Thompson Road Course - Long 1.700 miles

Race 1 #16-RQ-4244-S

10/7/2016 01:50 PM

Race started at 14:11:10

Pos	No.	Name	Class	Laps	Diff	Total Tm	Best Tm	Make-Model	Sponsor
1	61	Tom Drake	FS	15		20:45.736	1:13.122	Van Diemen R	Midtown Machine & To
2	4	Ryan Bjerke	FF	15	20.259	21:05.995	1:14.681	Honda Van De	Primus
3	99	Dexter Czuba	FF	15	20.828	21:06.564	1:14.776	Spectrum F16l	
4	37	Christopher Kierce	FF	15	27.252	21:12.988	1:15.809	Van Diemen/g	
5	82	Matthew Gendron	FA	15	43.208	21:28.944	1:14.383	Mazda Pro Ma	Small Fortune Racing
6	1	William Moore	FS	14	1 Lap	21:37.603	1:26.177	Renault Fran /	Titan Security Systems
7	#07	Anthony Autiello	FB	9	6 Laps	13:36.812	1:16.406	Stohr F-1000/l	A. Autiello Constructior
8	17	Kevin Boeckle	FB	1	14 Laps	7:23.574	7:23.574	Elan Elan DBC	calasanz
9	15	Paul Omichinski	P2	1	14 Laps	7:47.461	7:47.300	Stohr 04D/Wh	

**Announcements**

Time Prov 1433 Time Final 1503

New Track Record (1:14.383) for FA by Matthew Gendron.

Margin of Victory	Avg. Speed	Best Lap Tm	Best Speed	Best Lap by
20.259	73.691	1:13.122	83.696	61 - Tom Drake

Joshua Underwood, Chief of Timing & Scoring

Orbits

Bob Anderson, Chief Steward / Marianne Rhodes, Chairman SOM

www.mylaps.com  
Licensed to: NER, SCCA



**New England Region  
John Stim Memorial Regional  
Official Race Result**



John Stim Memorial

**Sorted on Laps**

Grp 3 - FA-B-C-E-F-M,CFC,NCF,FS,P1-2,ASR

Thompson Road Course - Long 1.700 miles

Race 1 #16-RQ-4244-S

10/7/2016 01:50 PM

Race started at 14:11:10

Pos	No.	Name	Class	Laps	Diff	Total Tm	Best Tm	Make-Model	Sponsor
<b>FA</b>									
1	82	Matthew Gendron	FA	15		21:28.944	1:14.383	Mazda Pro Ma	Small Fortune Racing
<b>FB</b>									
1	#07	Anthony Autiello	FB	9		13:36.812	1:16.406	Stohr F-1000/I	A. Autiello Constructor
2	17	Kevin Boeckle	FB	1	8 Laps	7:23.574	7:23.574	Elan Elan DBO	calasanz
<b>FF</b>									
1	4	Ryan Bjerke	FF	15		21:05.995	1:14.681	Honda Van De	Primus
2	99	Dexter Czuba	FF	15	0.569	21:06.564	1:14.776	Spectrum F16i	
3	37	Christopher Kierce	FF	15	6.993	21:12.988	1:15.809	Van Diemen/g	
<b>FS</b>									
1	61	Tom Drake	FS	15		20:45.736	1:13.122	Van Diemen R	Midtown Machine & To
2	1	William Moore	FS	14	1 Lap	21:37.603	1:26.177	Renault Fran /	Titan Security Systems
<b>P2</b>									
1	15	Paul Omichinski	P2	1		7:47.461	7:47.300	Stohr 04D/Wh	

**Announcements**

Time Prov 1433 Time Final 1503

New Track Record (1:14.383) for FA by Matthew Gendron.

Margin of Victory	Avg. Speed	Best Lap Tm	Best Speed	Best Lap by
20.259	73.691	1:13.122	83.696	61 - Tom Drake

Joshua Underwood, Chief of Timing & Scoring

Orbits

Bob Anderson, Chief Steward / Marianne Rhodes, Chairman SOM

www.mylaps.com  
Licensed to: NER, SCCA

# John Stim Memorial

Lapchart


Grp 3 - FA-B-C-E-F-M,CFC,NCF,FS,P1-2,ASR

Thompson Road Course - Long 1.700 miles

Race 1 #16-RQ-4244-S

10/7/2016 01:50 PM

Race started at 14:11:10



## Competitors

### Laps

	0	1	2	3	4	5	6	7	8	9	10	11	12	13	14	15
Kevin Boeckle (17)	1	17	4	61	61	61	61	61	61	61	61	61	61	61	61	61
Paul Omichinski (15)	2	15	61	4	4	4	#07	#07	#07	#07	99	99	99	99	4	4
Ryan Bjerke (4)	3	4	99	#07	#07	#07	4	4	4	4	4	4	4	99	99	99
Tom Drake (61)	4	61	#07	99	99	99	99	99	99	37	37	37	37	37	37	37
Christopher Kierce (37)	5	37	37	37	37	37	37	37	37	#07	82	82	82	82	82	82
Dexter Czuba (99)	6	99	82	82	82	82	82	1	82	82	82	1	1	1	1	1
Anthony Autiello (#07)	7	#07	1	1	1	1	82	1	1	1						
Matthew Gendron (82)	8	82	17													
William Moore (1)	9	1	15													



**New England Region  
John Stim Memorial Regional  
Official Race Result**



John Stim Memorial

Grp 3 - FA-B-C-E-F-M,CFC,NCF,FS,P1-2,ASR

Thompson Road Course - Long 1.700 miles

Race 1 #16-RQ-4244-S

10/7/2016 01:50 PM

Race started at 14:11:10

<u>(61) Tom Drake</u>			10	1:16.288	+0.479
1	1:20.714	+7.592	11	<b>1:15.809</b>	
2	1:14.875	+1.753	12	1:16.384	+0.575
3	1:43.708	+30.586	13	1:16.806	+0.997
4	2:04.363	+51.241	14	1:15.848	+0.039
5	1:59.419	+46.297	15	1:16.302	+0.493
6	1:17.566	+4.444	<u>(82) Matthew Gendron</u>		
7	1:13.549	+0.427	1	1:24.093	+9.710
8	1:14.165	+1.043	2	1:18.416	+4.033
9	1:13.910	+0.788	3	1:40.049	+25.666
10	<b>1:13.122</b>		4	2:04.349	+49.966
11	1:14.077	+0.955	5	1:56.507	+42.124
12	1:14.472	+1.350	6	1:32.549	+18.166
13	1:13.818	+0.696	7	1:17.623	+3.240
14	1:13.721	+0.599	8	1:17.090	+2.707
15	1:13.857	+0.735	9	1:16.456	+2.073
<u>(4) Ryan Bjerke</u>			10	1:19.403	+5.020
1	1:20.457	+5.776	11	1:18.401	+4.018
2	1:17.368	+2.687	12	1:15.698	+1.315
3	1:42.234	+27.553	13	1:14.591	+0.208
4	2:04.186	+49.505	14	<b>1:14.383</b>	
5	1:58.976	+44.295	15	1:17.604	+3.221
6	1:19.302	+4.621	<u>(1) William Moore</u>		
7	1:16.856	+2.175	1	1:30.439	+4.262
8	1:17.668	+2.987	2	1:32.004	+5.827
9	1:16.648	+1.967	3	1:39.115	+12.938
10	1:15.359	+0.678	4	1:45.986	+19.809
11	1:15.117	+0.436	5	1:56.131	+29.954
12	<b>1:14.681</b>		6	1:27.770	+1.593
13	1:16.028	+1.347	7	<b>1:26.177</b>	
14	1:15.130	+0.449	8	1:27.701	+1.524
15	1:15.587	+0.906	9	1:27.514	+1.337
<u>(99) Dexter Czuba</u>			10	1:27.415	+1.238
1	1:21.139	+6.363	11	1:30.356	+4.179
2	1:18.281	+3.505	12	1:29.751	+3.574
3	1:41.762	+26.986	13	1:27.241	+1.064
4	2:03.898	+49.122	14	1:27.785	+1.608
5	1:58.368	+43.592	<u>(#07) Anthony Autiello</u>		
6	1:19.748	+4.972	1	1:21.245	+4.839
7	1:16.209	+1.433	2	<b>1:16.406</b>	
8	1:17.265	+2.489	3	1:42.155	+25.749
9	1:16.186	+1.410	4	2:04.335	+47.929
10	1:15.396	+0.620	5	1:58.324	+41.918
11	<b>1:14.776</b>		6	1:18.208	+1.802
12	1:15.026	+0.250	7	1:16.864	+0.458
13	1:16.969	+2.193	8	1:17.364	+0.958
14	1:15.048	+0.272	9	1:20.790	+4.384
15	1:15.577	+0.801	<u>(17) Kevin Boeckle</u>		
<u>(37) Christopher Kierce</u>			p1	<b>7:23.574</b>	
1	1:21.582	+5.773	<u>(15) Paul Omichinski</u>		
2	1:18.478	+2.669	1	<b>7:47.300</b>	
3	1:41.853	+26.044			
4	2:04.050	+48.241			
5	1:58.096	+42.287			
6	1:21.055	+5.246			
7	1:16.385	+0.576			
8	1:16.060	+0.251			
9	1:17.134	+1.325			

Joshua Underwood, Chief of Timing & Scoring

Bob Anderson, Chief Steward / Marianne Rhodes, Chairman SOM

Orbits

www.mylaps.com  
Licensed to: NER, SCCA



**New England Region  
John Stim Memorial Regional  
Official Race Result**



John Stim Memorial

**Sorted on Best Lap time**

Grp 3 - FA-B-C-E-F-M,CFC,NCF,FS,P1-2,ASR

Thompson Road Course - Long 1.700 miles

Race 1 #16-RQ-4244-S

10/7/2016 01:50 PM

Race started at 14:11:10

Pos	No.	Name	Class	Best Tm	Diff	Best Speed	In Lap	Make-Model	Sponsor
<b>FA</b>									
1	82	Matthew Gendron	FA	1:14.383		82.277	14	Mazda Pro Mazda/E	Small Fortune Raci
<b>FB</b>									
1	#07	Anthony Autiello	FB	1:16.406		80.098	2	Stohr F-1000/Black	A. Autiello Construc
2	17	Kevin Boeckle	FB	7:23.574	6:07.168	13.797	1	Elan Elan DBO4/bl	calasanz
<b>FF</b>									
1	4	Ryan Bjerke	FF	1:14.681		81.949	12	Honda Van Deimin,	Primus
2	99	Dexter Czuba	FF	1:14.776	0.095	81.844	11	Spectrum F1600/Bl	
3	37	Christopher Kierce	FF	1:15.809	1.128	80.729	11	Van Diemen/gray/	
<b>FS</b>									
1	61	Tom Drake	FS	1:13.122		83.696	10	Van Diemen RF99/I	Midtown Machine &
2	1	William Moore	FS	1:26.177	13.055	71.017	7	Renault Fran Am 2l	Titan Security Syst
<b>P2</b>									
1	15	Paul Omichinski	P2	7:47.300		13.097	1	Stohr 04D/White /	

**Announcements**

Time Prov 1433 Time Final 1503

New Track Record (1:14.383) for FA by Matthew Gendron.

Joshua Underwood, Chief of Timing & Scoring

Orbits

Bob Anderson, Chief Steward / Marianne Rhodes, Chairman SOM

www.mylaps.com

Licensed to: NER, SCCA



**New England Region  
John Stim Memorial Regional  
Official Race Result**



John Stim Memorial

**Sorted on Laps**

Grp 4 - SRF,SRF3,EVSR,SPU,E-F-HP,GTL,ITA-B

Thompson Road Course - Long 1.700 miles

Race 1 #16-RQ-4244-S

10/7/2016 02:15 PM

Race started at 14:41:50

Pos	No.	Name	Class	Laps	Diff	Total Tm	Best Tm	Make-Model	Sponsor
1	12	Steve Introne	SRF3	16		21:06.718	1:17.859	SCCA Enterpri:	IntroneCom.com Black
2	8	David Ferguson	SRF3	16	26.674	21:33.392	1:19.266	SCCA Enterpri:	Motion Dynamics
3	97	Jeffrey Swann	SRF3	16	29.629	21:36.347	1:19.019	SCCA Enterpri:	powered by Mobility
4	88	Jonathan Emms	SRF3	16	31.284	21:38.002	1:19.959	SCCA Enterpri:	Clockwork Orange Raci
5	20	Steve Owens	SRF	16	47.648	21:54.366	1:20.733	SCCA SRF/Yell	Finish Line Product Dev
6	66	Bill Watts	SRF	16	47.873	21:54.591	1:20.899	Spec Racer Fo	Dell EMC
7	69	Mark Saviat	SRF	16	1:32.155	22:38.873	1:22.398	Spec Racer Fo	DADDYLUBE - 'Service
8	53	Roger Feghali	SRF3	15	1 Lap	21:11.828	1:19.501	SCCA Enterpri:	tuscan kitchen
9	42	Duncan Potter	SRF3	15	1 Lap	21:18.810	1:20.629	SCCA Enterpri:	Diacon Corp
10	37	Abhi Ghatak	ITA	15	1 Lap	21:36.315	1:24.479	Mazda Miata/v	Kessler Engineering
11	131	Nelson Dupuis	SRF	15	1 Lap	21:49.360	1:24.940	SCCA Enterpri:	
12	0	Zachary Kelly	ITB	15	1 Lap	21:52.977	1:24.821	Volkswagen G	Precision Motorsports
13	31	Jacob Hart	ITB	15	1 Lap	21:55.857	1:25.040	Volkswagen G	Precision Motorsports
14	170	Eric Maynard	ITA	15	1 Lap	22:14.840	1:25.313	Plymouth Lase	Stick it to'em Graphics
15	65	Paul Curran	ITB	15	1 Lap	22:15.883	1:26.549	Honda civic ht	
16	2	Nat Wentworth	ITB	15	1 Lap	22:24.549	1:27.214	Volkswagen G	Eriksson Industries
17	40	Chris Barry	ITA	15	1 Lap	22:27.830	1:26.454	Mazda miata/r	
18	9	Sandy Stevens	ITA	14	2 Laps	21:34.468	1:29.902	Mazda Miata/t	SkidSchool
19	81	JB Swan	EP	14	2 Laps	21:36.073	1:29.712	Mazda RX-7/bl	R&S Redco
20	41	Donald Barron	ITA	14	2 Laps	21:48.869	1:30.118	Mazda Miata/t	Deja Vu Motorsports
21	50	Christopher Milton-Hall	ITA	14	2 Laps	21:53.006	1:30.261	Mazda Miata/c	Automaster Collision C
22	22	Philip G. Perron	FP	14	2 Laps	21:55.883	1:31.054	Sunbeam Alpir	
23	39	David Celani	ITB	3	13 Laps	5:57.965	1:46.741	Volkswagen G	
24	35	Christian Blake	ITB	3	13 Laps	9:53.541	1:52.482	Volkswagen G	Precision Motorsports/
25	#00	Ray Lee Chee	ITA	1	15 Laps	2:51.151	2:37.328	Acura Integra/	F. Boombalatti

**Announcements**

Time Prov 1505 Time Final 1535  
 New Track Record (1:17.859) for SRF3 by Steve Introne.  
 New Track Record (1:20.733) for SRF by Steve Owens.

Margin of Victory	Avg. Speed	Best Lap Tm	Best Speed	Best Lap by
26.674	77.302	1:17.859	78.604	12 - Steve Introne

Joshua Underwood, Chief of Timing & Scoring

Orbits

Bob Anderson, Chief Steward / Marianne Rhodes, Chairman SOM

www.mylaps.com  
 Licensed to: NER, SCCA



**New England Region  
John Stim Memorial Regional  
Official Race Result**



John Stim Memorial

**Sorted on Laps**

Grp 4 - SRF,SRF3,EVSR,SPU,E-F-HP,GTL,ITA-B

Thompson Road Course - Long 1.700 miles

Race 1 #16-RQ-4244-S

10/7/2016 02:15 PM

Race started at 14:41:50

Pos	No.	Name	Class	Laps	Diff	Total Tm	Best Tm	Make-Model	Sponsor
<b>EP</b>									
1	81	JB Swan	EP	14		21:36.073	1:29.712	Mazda RX-7/bl	R&S Redco
<b>FP</b>									
1	22	Philip G. Perron	FP	14		21:55.883	1:31.054	Sunbeam Alpir	
<b>ITA</b>									
1	37	Abhi Ghatak	ITA	15		21:36.315	1:24.479	Mazda Miata/v	Kessler Engineering
2	170	Eric Maynard	ITA	15	38.525	22:14.840	1:25.313	Plymouth Lase	Stick it to'em Graphics
3	40	Chris Barry	ITA	15	51.515	22:27.830	1:26.454	Mazda miata/r	
4	9	Sandy Stevens	ITA	14	1 Lap	21:34.468	1:29.902	Mazda Miata/t	SkidSchool
5	41	Donald Barron	ITA	14	1 Lap	21:48.869	1:30.118	Mazda Miata/t	Deja Vu Motorsports
6	50	Christopher Milton-Hall	ITA	14	1 Lap	21:53.006	1:30.261	Mazda Miata/c	Automaster Collision C
7	#00	Ray Lee Chee	ITA	1	14 Laps	2:51.151	2:37.328	Acura Integra/	F. Boombalatti
<b>ITB</b>									
1	0	Zachary Kelly	ITB	15		21:52.977	1:24.821	Volkswagen G	Precision Motorsports
2	31	Jacob Hart	ITB	15	2.880	21:55.857	1:25.040	Volkswagen G	Precision Motorsports
3	65	Paul Curran	ITB	15	22.906	22:15.883	1:26.549	Honda civic ht	
4	2	Nat Wentworth	ITB	15	31.572	22:24.549	1:27.214	Volkswagen G	Eriksson Industries
5	39	David Celani	ITB	3	12 Laps	5:57.965	1:46.741	Volkswagen G	
6	35	Christian Blake	ITB	3	12 Laps	9:53.541	1:52.482	Volkswagen G	Precision Motorsports/
<b>SRF</b>									
1	20	Steve Owens	SRF	16		21:54.366	1:20.733	SCCA SRF/Yell	Finish Line Product Dev
2	66	Bill Watts	SRF	16	0.225	21:54.591	1:20.899	Spec Racer Fo	Dell EMC
3	69	Mark Saviet	SRF	16	44.507	22:38.873	1:22.398	Spec Racer Fo	DADDYLUBE - 'Service
4	131	Nelson Dupuis	SRF	15	1 Lap	21:49.360	1:24.940	SCCA Enterpri:	
<b>SRF3</b>									
1	12	Steve Introne	SRF3	16		21:06.718	1:17.859	SCCA Enterpri:	IntroneCom.com Black
2	8	David Ferguson	SRF3	16	26.674	21:33.392	1:19.266	SCCA Enterpri:	Motion Dynamics

**Announcements**

Time Prov 1505 Time Final 1535

New Track Record (1:17.859) for SRF3 by Steve Introne.

New Track Record (1:20.733) for SRF by Steve Owens.

Margin of Victory	Avg. Speed	Best Lap Tm	Best Speed	Best Lap by
26.674	77.302	1:17.859	78.604	12 - Steve Introne

Joshua Underwood, Chief of Timing & Scoring

Orbits

Bob Anderson, Chief Steward / Marianne Rhodes, Chairman SOM

www.mylaps.com

Licensed to: NER, SCCA

Page 1/2





**New England Region  
John Stim Memorial Regional  
Official Race Result**



John Stim Memorial

**Sorted on Laps**

Grp 4 - SRF,SRF3,EVSR,SPU,E-F-HP,GTL,ITA-B

Thompson Road Course - Long 1.700 miles

Race 1 #16-RQ-4244-S

10/7/2016 02:15 PM

Race started at 14:41:50

Pos	No.	Name	Class	Laps	Diff	Total Tm	Best Tm	Make-Model	Sponsor
3	97	Jeffrey Swann	SRF3	16	29.629	21:36.347	1:19.019	SCCA Enterpri:	powered by Mobility
4	88	Jonathan Emms	SRF3	16	31.284	21:38.002	1:19.959	SCCA Enterpri:	Clockwork Orange Raci
5	53	Roger Feghali	SRF3	15	1 Lap	21:11.828	1:19.501	SCCA Enterpri:	tuscan kitchen
6	42	Duncan Potter	SRF3	15	1 Lap	21:18.810	1:20.629	SCCA Enterpri:	Diacon Corp

**Announcements**

Time Prov 1505 Time Final 1535

New Track Record (1:17.859) for SRF3 by Steve Introne.

New Track Record (1:20.733) for SRF by Steve Owens.

Margin of Victory	Avg. Speed	Best Lap Tm	Best Speed	Best Lap by
26.674	77.302	1:17.859	78.604	12 - Steve Introne

Joshua Underwood, Chief of Timing & Scoring

Orbits

Bob Anderson, Chief Steward / Marianne Rhodes, Chairman SOM

www.mylaps.com  
Licensed to: NER, SCCA  
Page 2/2

# John Stim Memorial

# Lapchart


Grp 4 - SRF,SRF3,EVSR,SPU,E-F-HP,GTL,ITA-B

Thompson Road Course - Long 1.700 miles

Race 1 #16-RQ-4244-S

10/7/2016 02:15 PM

Race started at 14:41:50



Competitors	Laps																
	0	1	2	3	4	5	6	7	8	9	10	11	12	13	14	15	16
Steve Introne (12)	1	12	12	12	12	12	12	12	12	12	12	12	12	12	12	12	12
Roger Feghali (53)	2	53	8	8	8	8	8	8	8	8	8	8	8	8	8	8	8
Jonathan Emms (88)	3	88	20	20	88	88	88	88	88	88	88	88	88	88	97	97	97
Jeffrey Swann (97)	4	97	66	66	20	20	20	20	66	97	97	97	97	97	88	88	88
David Ferguson (8)	5	8	69	88	66	66	66	66	20	66	66	66	66	20	20	20	20
Bill Watts (66)	6	66	88	69	69	97	97	97	97	20	20	20	20	66	66	66	66
Steve Owens (20)	7	20	97	97	97	69	69	69	69	69	69	69	69	69	69	69	69
Mark Saviet (69)	8	69	131	37	37	37	37	37	37	37	37	37	53	53	53	53	53
Nelson Dupuis (131)	9	131	37	131	131	131	131	131	131	53	53	42	42	42	42	42	42
Duncan Potter (42)	10	42	170	170	170	170	170	31	0	53	42	42	37	37	37	37	37
Abhi Ghatak (37)	11	37	31	31	31	31	31	0	31	42	131	131	131	131	131	131	131
Ray Lee Chee (#00)	12	#00	0	0	0	0	0	170	53	0	0	0	0	0	0	0	0
Zachary Kelly (0)	13	0	2	65	65	65	65	53	42	31	31	31	31	31	31	31	31
Eric Maynard (170)	14	170	53	2	2	2	53	42	170	170	170	170	170	170	170	170	170
Paul Curran (65)	15	65	65	40	40	53	42	65	65	65	65	65	65	65	65	65	65
Nat Wentworth (2)	16	2	9	9	9	42	2	2	2	2	2	2	2	2	2	2	2
Jacob Hart (31)	17	31	40	41	53	9	9	40	40	40	40	40	40	40	40	40	40
Chris Barry (40)	18	40	41	50	42	40	40	9	9	9	9	9	9	9	81	9	9
Donald Barron (41)	19	41	50	81	81	81	81	81	81	81	81	81	81	81	81	9	81
Sandy Stevens (9)	20	9	81	22	41	41	41	41	41	41	41	41	41	41	41	41	41
Philip G. Perron (22)	21	22	22	53	50	50	50	50	50	50	50	50	50	50	50	50	50
Christopher Milton-Hall (50)	22	50	39	42	22	22	22	22	22	22	22	22	22	22	22	22	22
JB Swan (81)	23	81	42	39	39												
David Celani (39)	24	39	#00	35	35												
Christian Blake (35)	25	35	35														



**New England Region  
John Stim Memorial Regional  
Official Race Result**



John Stim Memorial


Grp 4 - SRF,SRF3,EVSR,SPU,E-F-HP,GTL,ITA-B

Thompson Road Course - Long 1.700 miles

Race 1 #16-RQ-4244-S

10/7/2016 02:15 PM

Race started at 14:41:50



(131) Nelson Dupuis

1	1:36.473	+11.533
2	1:28.068	+3.128
3	1:27.034	+2.094
4	1:26.658	+1.718
5	1:26.672	+1.732
6	1:25.854	+0.914
7	1:26.712	+1.772
8	1:26.911	+1.971
9	1:29.689	+4.749
10	1:25.288	+0.348
11	<b>1:24.940</b>	
12	1:25.653	+0.713
13	1:25.509	+0.569
14	1:26.496	+1.556
15	1:25.628	+0.688

Joshua Underwood, Chief of Timing & Scoring

Orbits

Bob Anderson, Chief Steward / Marianne Rhodes, Chairman SOM

www.mylaps.com  
Licensed to: NER, SCCA



**New England Region  
John Stim Memorial Regional  
Official Race Result**



John Stim Memorial

**Sorted on Best Lap time**

Grp 4 - SRF,SRF3,EVSR,SPU,E-F-HP,GTL,ITA-B

Thompson Road Course - Long 1.700 miles

Race 1 #16-RQ-4244-S

10/7/2016 02:15 PM

Race started at 14:41:50

Pos	No.	Name	Class	Best Tm	Diff	Best Speed	In Lap	Make-Model	Sponsor
<b>EP</b>									
1	81	JB Swan	EP	1:29.712		68.218	9	Mazda RX-7/blue	R&S Redco
<b>FP</b>									
1	22	Philip G. Perron	FP	1:31.054		67.213	5	Sunbeam Alpine/bl	
<b>ITA</b>									
1	37	Abhi Ghatak	ITA	1:24.479		72.444	10	Mazda Miata/white	Kessler Engineering
2	170	Eric Maynard	ITA	1:25.313	0.834	71.736	2	Plymouth Laser/rec	Stick it to'em Grapl
3	40	Chris Barry	ITA	1:26.454	1.975	70.789	8	Mazda miata/red	
4	9	Sandy Stevens	ITA	1:29.902	5.423	68.074	11	Mazda Miata/black	SkidSchool
5	41	Donald Barron	ITA	1:30.118	5.639	67.911	9	Mazda Miata/blue	Deja Vu Motorspor
6	50	Christopher Milton-Hall	ITA	1:30.261	5.782	67.803	9	Mazda Miata/green	Automaster Collisic
7	#00	Ray Lee Chee	ITA	2:37.328	1:12.849	38.900	1	Acura Integra/Red/	F. Boombalatti
<b>ITB</b>									
1	0	Zachary Kelly	ITB	1:24.821		72.152	3	Volkswagen Golf/Ye	Precision Motorspo
2	31	Jacob Hart	ITB	1:25.040	0.219	71.966	14	Volkswagen Golf/Ye	Precision Motorspo
3	65	Paul Curran	ITB	1:26.549	1.728	70.711	14	Honda civic hb/whi	
4	2	Nat Wentworth	ITB	1:27.214	2.393	70.172	4	Volkswagen Golf/Bl	Eriksson Industries
5	39	David Celani	ITB	1:46.741	21.920	57.335	1	Volkswagen Golf/Ye	
6	35	Christian Blake	ITB	1:52.482	27.661	54.409	1	Volkswagen Golf/W	Precision Motorspo
<b>SRF</b>									
1	20	Steve Owens	SRF	1:20.733		75.805	15	SCCA SRF/Yellow/E	Finish Line Product
2	66	Bill Watts	SRF	1:20.899	0.166	75.650	14	Spec Racer Ford/re	Dell EMC
3	69	Mark Saviet	SRF	1:22.398	1.665	74.274	14	Spec Racer Ford/bl	DADDYLUBE - 'Sen
4	131	Nelson Dupuis	SRF	1:24.940	4.207	72.051	11	SCCA Enterprises S	
<b>SRF3</b>									
1	12	Steve Introne	SRF3	1:17.859		78.604	5	SCCA Enterprises S	IntroneCom.com E
2	97	Jeffrey Swann	SRF3	1:19.019	1.160	77.450	12	SCCA Enterprises S	powered by Mobile
3	8	David Ferguson	SRF3	1:19.266	1.407	77.208	5	SCCA Enterprises S	Motion Dynamics
4	53	Roger Feghali	SRF3	1:19.501	1.642	76.980	14	SCCA Enterprises s	tuscan kitchen
5	88	Jonathan Emms	SRF3	1:19.959	2.100	76.539	2	SCCA Enterprises S	Clockwork Orange
6	42	Duncan Potter	SRF3	1:20.629	2.770	75.903	11	SCCA Enterprises S	Diacon Corp

**Announcements**

Time Prov 1505 Time Final 1535

New Track Record (1:17.859) for SRF3 by Steve Introne.

New Track Record (1:20.733) for SRF by Steve Owens.

Joshua Underwood, Chief of Timing & Scoring

Orbits

Bob Anderson, Chief Steward / Marianne Rhodes, Chairman SOM

www.mylaps.com  
Licensed to: NER, SCCA



**New England Region  
John Stim Memorial Regional  
Official Race Result**



John Stim Memorial

**Sorted on Laps**

Grp 5 - SM,ITC,T3-4,BSpec,ITEZ,SM5,SSM

Thompson Road Course - Long 1.700 miles

Race 1 #16-RQ-4244-S

10/7/2016 02:40 PM

Race started at 15:15:43

Pos	No.	Name	Class	Laps	Diff	Total Tm	Best Tm	Make-Model	Sponsor
1	87	Chris Outzen	T3	15		20:40.364	1:21.655	Nissan 350Z/v	iTrackzone.com
2	58	Stephen Blethen	T3	15	0.353	20:40.717	1:21.565	Mazda RX8/Bli	RSTPerformance.com
3	51	Raymond Blethen	T3	15	7.374	20:47.738	1:22.164	Mazda RX8/Bli	RST Performance Racir
4	18	Evan Karl	SM	15	10.787	20:51.151	1:22.598	Mazda Miata/v	BK Motorsports
5	#09	Jesse Schmidt	SM	15	19.440	20:59.804	1:23.169	Mazda Miata/F	Rossini Racing Product
6	70	Jimmy Locke	SM	15	26.112	21:06.476	1:23.305	Mazda Miata/r	NorthEast Earth Mecha
7	77	J T Coupal	SM	15	26.953	21:07.317	1:23.170	Mazda Miata/E	Flatout Motorsports Mi
8	73	Xiang Li	SM	15	27.095	21:07.459	1:23.224	Mazda Spec M	
9	95	Kenneth Payson	T4	15	36.634	21:16.998	1:23.445	Mazda Miata/r	Hoosier Red Line Oil f
10	144	Dave Kuchrawy	SM	15	37.812	21:18.176	1:23.733	Mazda Miata/E	
11	11	Richard Bennett	SM	15	45.658	21:26.022	1:24.067	Mazda Miata/F	
12	17	Whitfield Gregg	SM	15	47.791	21:28.155	1:24.242	Mazda Miata/E	Flatout Motorsports
13	149	Joe Schubert	SM	15	59.936	21:40.300	1:25.450	Mazda Miata/S	EY Flatout Motorsport:
14	13	Robert Reed	SM	15	1:00.994	21:41.358	1:24.525	Mazda Miata/C	LTD Racing
15	7	Cy Peake	SM	15	1:05.050	21:45.414	1:24.676	Mazda Miata/c	LTD Racing
16	1	Doug Fisher	SM	15	1:08.242	21:48.606	1:24.376	Mazda Miata/E	Father Daughter Racing
17	90	Kent Vaccaro	SM	15	1:10.437	21:50.801	1:25.449	Mazda Miata/E	Flatout Motorsports
18	72	Peter A Lombardo	ITEZ	15	1:22.395	22:02.759	1:26.071	Fiat Abarth/Re	Lombardo Motorcars
19	#02	Pratt Tanner	SM	15	1:27.699	22:08.063	1:25.441	Mazda Miata/v	
20	41	Clinton Chichester	SM	14	1 Lap	20:46.686	1:26.800	Mazda Miata/E	
21	33	Rebecca Harvey	SM	14	1 Lap	20:51.134	1:27.044	Mazda Miata/E	Road Rebels
22	#06	Jeff Longo	SM	14	1 Lap	20:51.813	1:26.029	Mazda Miata/r	LTD Racing / Marbledal
23	96	Seth Duval	SM	14	1 Lap	20:53.140	1:26.737	Mazda Miata/v	Big Boy's Toys LLC
24	#00	Ryan Duke	SM	14	1 Lap	20:53.786	1:26.912	Mazda Miata/E	
25	49	Michael Collier	ITEZ	14	1 Lap	21:16.997	1:28.964	Porsche 944/V	Northeast Track Days
26	117	David Micciulla	ITEZ	14	1 Lap	21:20.326	1:29.229	Fiat Abarth/Wl	Lombardo Motorcars
27	50	Christopher Milton-Hall	SSM	14	1 Lap	21:27.238	1:30.291	Mazda Miata/c	Automaster Collision C
28	21	Scott Allen	SM	14	1 Lap	21:30.744	1:28.827	Mazda Miata/C	The Racing School
29	177	Isaac Miskoe	SM	14	1 Lap	21:48.141	1:30.174	Mazda Miata/y	WhoopAss Race Fuel
30	14	Christopher S. Mosley	B-Spec	13	2 Laps	20:48.273	1:33.058	Honda Fit/Cop	
31	43	Wendy Cappola	SM	13	2 Laps	21:45.517	1:30.612	Mazda 1994 M	She Racing Flatout Mc
32	56	Michelle Yaiser	B-Spec	13	2 Laps	21:58.641	1:37.553	Mini Cooper/M	Indian Summer Racing
33	129	John Raudat	SM	8	7 Laps	11:34.416	1:24.290	Mazda Miata/l	

**Announcements**

Time Prov 1610 Time Final 1640  
 New Track Record (1:33.058) for B-Spec by Christopher S. Mosley.  
 New Track Record (1:21.565) for T3 by Stephen Blethen.  
 #34, #121 not eligible for points per CS

Margin of Victory	Avg. Speed	Best Lap Tm	Best Speed	Best Lap by
0.353	74.011	1:21.565	75.032	58 - Stephen Blethen

Joshua Underwood, Chief of Timing & Scoring

Orbits

Bob Anderson, Chief Steward / Marianne Rhodes, Chairman SOM

www.mylaps.com  
 Licensed to: NER, SCCA



**New England Region  
John Stim Memorial Regional  
Official Race Result**



John Stim Memorial

**Sorted on Laps**

Grp 5 - SM,ITC,T3-4,BSpec,ITEZ,SM5,SSM

Thompson Road Course - Long 1.700 miles

Race 1 #16-RQ-4244-S

10/7/2016 02:40 PM

Race started at 15:15:43

Pos	No.	Name	Class	Laps	Diff	Total Tm	Best Tm	Make-Model	Sponsor
34	34	Matthew Koskinen	T3	15	0.490	20:40.854		Mazda MX5/W	JMK Motorsports
35	121	Gregory Pecora	T3	15	59.822	21:40.186		Mazda Mx 5 ct	Pecora Motorsports No
Not classified									
DNS	15	Robby Smolinski Jr.	ITEZ		DNS			Chevrolet Corv	
DNS	89	Anthony Vaccaro	SM		DNS			Mazda Miata/E	Flatout motorsports

**Announcements**

Time Prov 1610 Time Final 1640  
 New Track Record (1:33.058) for B-Spec by Christopher S. Mosley.  
 New Track Record (1:21.565) for T3 by Stephen Blethen.  
 #34, #121 not eligible for points per CS

Margin of Victory	Avg. Speed	Best Lap Tm	Best Speed	Best Lap by
0.353	74.011	1:21.565	75.032	58 - Stephen Blethen

Joshua Underwood, Chief of Timing & Scoring

Orbits

Bob Anderson, Chief Steward / Marianne Rhodes, Chairman SOM

www.mylaps.com  
 Licensed to: NER, SCCA  
 Page 2/2



**New England Region  
John Stim Memorial Regional  
Official Race Result**



John Stim Memorial

**Sorted on Laps**

Grp 5 - SM,ITC,T3-4,BSpec,ITEZ,SM5,SSM

Thompson Road Course - Long 1.700 miles

Race 1 #16-RQ-4244-S

10/7/2016 02:40 PM

Race started at 15:15:43

Pos	No.	Name	Class	Laps	Diff	Total Tm	Best Tm	Make-Model	Sponsor
<b>B-Spec</b>									
1	14	Christopher S. Mosley	B-Spec	13		20:48.273	1:33.058	Honda Fit/Cop	
2	56	Michelle Yaiser	B-Spec	13	1:10.368	21:58.641	1:37.553	Mini Cooper/M	Indian Summer Racing
<b>ITEZ</b>									
1	72	Peter A Lombardo	ITEZ	15		22:02.759	1:26.071	Fiat Abarth/Re	Lombardo Motorcars
2	49	Michael Collier	ITEZ	14	1 Lap	21:16.997	1:28.964	Porsche 944/V	Northeast Track Days
3	117	David Micciulla	ITEZ	14	1 Lap	21:20.326	1:29.229	Fiat Abarth/WI	Lombardo Motorcars
<b>Not classified</b>									
DNS	15	Robby Smolinski Jr.	ITEZ		DNS			Chevrolet Cor	
<b>SM</b>									
1	18	Evan Karl	SM	15		20:51.151	1:22.598	Mazda Miata/v	BK Motorsports
2	#09	Jesse Schmidt	SM	15	8.653	20:59.804	1:23.169	Mazda Miata/F	Rossini Racing Product
3	70	Jimmy Locke	SM	15	15.325	21:06.476	1:23.305	Mazda Miata/r	NorthEast Earth Mecha
4	77	J T Coupal	SM	15	16.166	21:07.317	1:23.170	Mazda Miata/E	Flatout Motorsports MI
5	73	Xiang Li	SM	15	16.308	21:07.459	1:23.224	Mazda Spec M	
6	144	Dave Kuchrawy	SM	15	27.025	21:18.176	1:23.733	Mazda Miata/E	
7	11	Richard Bennett	SM	15	34.871	21:26.022	1:24.067	Mazda Miata/F	
8	17	Whitfield Gregg	SM	15	37.004	21:28.155	1:24.242	Mazda Miata/E	Flatout Motorsports
9	149	Joe Schubert	SM	15	49.149	21:40.300	1:25.450	Mazda Miata/S	EY Flatout Motorsport
10	13	Robert Reed	SM	15	50.207	21:41.358	1:24.525	Mazda Miata/C	LTD Racing
11	7	Cy Peake	SM	15	54.263	21:45.414	1:24.676	Mazda Miata/c	LTD Racing
12	1	Doug Fisher	SM	15	57.455	21:48.606	1:24.376	Mazda Miata/E	Father Daughter Racing
13	90	Kent Vaccaro	SM	15	59.650	21:50.801	1:25.449	Mazda Miata/E	Flatout Motorsports
14	#02	Pratt Tanner	SM	15	1:16.912	22:08.063	1:25.441	Mazda Miata/v	
15	41	Clinton Chichester	SM	14	1 Lap	20:46.686	1:26.800	Mazda Miata/E	
16	33	Rebecca Harvey	SM	14	1 Lap	20:51.134	1:27.044	Mazda Miata/E	Road Rebels
17	#06	Jeff Longo	SM	14	1 Lap	20:51.813	1:26.029	Mazda Miata/r	LTD Racing / Marbledal
18	96	Seth Duval	SM	14	1 Lap	20:53.140	1:26.737	Mazda Miata/v	Big Boy's Toys LLC
19	#00	Ryan Duke	SM	14	1 Lap	20:53.786	1:26.912	Mazda Miata/E	

**Announcements**

Time Prov 1610 Time Final 1640  
 New Track Record (1:33.058) for B-Spec by Christopher S. Mosley.  
 New Track Record (1:21.565) for T3 by Stephen Blethen.  
 #34, #121 not eligible for points per CS

Margin of Victory	Avg. Speed	Best Lap Tm	Best Speed	Best Lap by
0.353	74.011	1:21.565	75.032	58 - Stephen Blethen

Joshua Underwood, Chief of Timing & Scoring

Orbits

Bob Anderson, Chief Steward / Marianne Rhodes, Chairman SOM

www.mylaps.com  
 Licensed to: NER, SCCA





**New England Region  
John Stim Memorial Regional  
Official Race Result**



John Stim Memorial

**Sorted on Laps**

Grp 5 - SM,ITC,T3-4,BSpec,ITEZ,SM5,SSM

Thompson Road Course - Long 1.700 miles

Race 1 #16-RQ-4244-S

10/7/2016 02:40 PM

Race started at 15:15:43

Pos	No.	Name	Class	Laps	Diff	Total Tm	Best Tm	Make-Model	Sponsor
20	21	Scott Allen	SM	14	1 Lap	21:30.744	1:28.827	Mazda Miata/C	The Racing School
21	177	Isaac Miskoe	SM	14	1 Lap	21:48.141	1:30.174	Mazda Miata/Y	WhoopAss Race Fuel
22	43	Wendy Cappola	SM	13	2 Laps	21:45.517	1:30.612	Mazda 1994 M	She Racing Flatout Mc
23	129	John Raudat	SM	8	7 Laps	11:34.416	1:24.290	Mazda Miata/t	

Not classified

DNS	89	Anthony Vaccaro	SM		DNS			Mazda Miata/E	Flatout motorsports
-----	----	-----------------	----	--	-----	--	--	---------------	---------------------

SSM

1	50	Christopher Milton-Hall	SSM	14		21:27.238	1:30.291	Mazda Miata/c	Automaster Collision C
---	----	-------------------------	-----	----	--	-----------	----------	---------------	------------------------

T3

1	87	Chris Outzen	T3	15		20:40.364	1:21.655	Nissan 350Z/v	iTrackzone.com
2	58	Stephen Blethen	T3	15	0.353	20:40.717	1:21.565	Mazda RX8/Bl	RSTPerformance.com
3	51	Raymond Blethen	T3	15	7.374	20:47.738	1:22.164	Mazda RX8/Bl	RST Performance Racir
4	34	Matthew Koskinen	T3	15	0.490	20:40.854		Mazda MX5/W	JMK Motorsports
5	121	Gregory Pecora	T3	15	59.822	21:40.186		Mazda Mx 5 c	Pecora Motorsports No

T4

1	95	Kenneth Payson	T4	15		21:16.998	1:23.445	Mazda Miata/r	Hoosier Red Line Oil f
---	----	----------------	----	----	--	-----------	----------	---------------	------------------------

**Announcements**

Time Prov 1610 Time Final 1640

New Track Record (1:33.058) for B-Spec by Christopher S. Mosley.

New Track Record (1:21.565) for T3 by Stephen Blethen.

#34, #121 not eligible for points per CS

Margin of Victory	Avg. Speed	Best Lap Tm	Best Speed	Best Lap by
0.353	74.011	1:21.565	75.032	58 - Stephen Blethen

Joshua Underwood, Chief of Timing & Scoring

Orbits

Bob Anderson, Chief Steward / Marianne Rhodes, Chairman SOM

www.mylaps.com

Licensed to: NER, SCCA

Page 2/2

# John Stim Memorial

Lapchart


Grp 5 - SM,ITC,T3-4,BSpec,ITEZ,SM5,SSM

Thompson Road Course - Long 1.700 miles

Race 1 #16-RQ-4244-S

10/7/2016 02:40 PM

Race started at 15:15:43



Competitors	Laps															
	0	1	2	3	4	5	6	7	8	9	10	11	12	13	14	15
Chris Outzen (87)	1	87	87	87	87	87	87	34	87	87	87	87	87	87	87	87
Matthew Koskinen (34)	2	34	34	34	34	34	34	87	58	58	34	34	34	34	58	58
Stephen Blethen (58)	3	58	58	58	58	58	58	34	34	58	58	58	58	34	34	
Evan Karl (18)	4	18	18	18	18	18	51	51	51	51	51	51	51	51	51	51
Raymond Blethen (51)	5	51	51	51	51	51	18	18	18	18	18	18	18	18	18	18
Jesse Schmidt (#09)	6	#09	#09	#09	#09	#09	#09	#09	#09	#09	#09	#09	#09	#09	#09	#09
Jimmy Locke (70)	7	70	70	70	70	70	70	70	70	73	70	70	70	70	70	70
Richard Bennett (11)	8	11	73	73	73	73	73	73	73	77	77	77	77	77	77	77
J T Coupal (77)	9	77	77	77	77	77	77	77	77	70	73	73	73	73	73	73
Xiang Li (73)	10	73	11	11	11	95	95	95	95	95	95	95	95	95	95	95
Dave Kuchrawy (144)	11	144	95	95	95	11	129	129	129	17	144	144	144	144	144	144
Kenneth Payson (95)	12	95	129	129	129	129	17	17	17	144	17	17	17	17	11	11
John Raudat (129)	13	129	17	17	17	17	1	1	144	11	11	11	11	11	17	17
Doug Fisher (1)	14	1	149	1	1	1	144	144	11	129	149	149	149	149	149	121
Joe Schubert (149)	15	149	1	149	149	149	11	11	149	149	121	121	121	121	13	121
Whitfield Gregg (17)	16	17	144	144	144	144	149	149	13	13	13	13	13	13	121	13
Gregory Pecora (121)	17	121	121	121	121	121	121	13	121	121	7	7	7	7	7	7
Peter A Lombardo (72)	18	72	72	72	72	#06	13	121	#06	#06	1	1	1	1	1	1
Jeff Longo (#06)	19	#06	#06	#06	#06	13	#06	#06	7	7	#02	#02	#02	#02	#02	90
Pratt Tanner (#02)	20	#02	#02	13	13	7	7	7	1	1	90	90	90	90	90	72
Kent Vaccaro (90)	21	90	96	#02	#02	72	72	72	72	72	72	72	72	72	72	#02
Seth Duval (96)	22	96	90	7	7	#02	#02	#02	#02	#02	96	96	96	41	41	41
Rebecca Harvey (33)	23	33	41	96	90	90	90	90	90	41	33	33	96	33	33	
Clinton Chichester (41)	24	41	13	90	96	96	96	96	96	33	41	41	33	#06	#06	
Ryan Duke (#00)	25	#00	7	41	41	41	41	41	41	#06	#06	#06	#06	96	96	
David Micciulla (117)	26	117	33	33	33	33	33	33	33	#00	#00	#00	#00	#00	#00	
Isaac Miskoe (177)	27	177	#00	#00	#00	#00	#00	#00	#00	49	49	49	49	49	49	
Michael Collier (49)	28	49	49	117	49	49	49	49	49	49	117	117	117	117	117	
Wendy Cappola (43)	29	43	117	50	117	117	117	117	117	50	50	50	50	50	50	
Robert Reed (13)	30	13	50	14	50	50	50	50	50	21	21	21	21	21	21	

Joshua Underwood, Chief of Timing & Scoring

Bob Anderson, Chief Steward / Marianne Rhodes, Chairman SOM

Orbits

www.mylaps.com  
Licensed to: NER, SCCA



New England Region  
John Stim Memorial Regional  
Official Race Result



John Stim Memorial


Grp 5 - SM,ITC,T3-4,BSpec,ITEZ,SM5,SSM

Thompson Road Course - Long 1.700 miles

Race 1 #16-RQ-4244-S

10/7/2016 02:40 PM

Race started at 15:15:43



(87) Chris Outzen	10 1:23.008 +0.410	4 1:24.611 +1.387	15 1:24.761 +0.694	9 1:27.971 +3.295
1 1:24.070 +2.415	11 1:23.862 +1.264	5 1:24.369 +1.145	10 1:24.916 +0.240	10 1:24.916 +0.240
2 1:21.873 +0.218	12 1:23.018 +0.420	6 1:23.439 +0.215	11 1:26.024 +1.348	11 1:26.024 +1.348
3 1:22.406 +0.751	13 1:23.598 +1.000	7 <b>1:23.224</b>	12 1:25.334 +0.658	12 1:25.334 +0.658
4 <b>1:21.655</b>	14 1:23.040 +0.442	8 1:23.941 +0.717	13 <b>1:24.676</b>	13 <b>1:24.676</b>
5 1:21.864 +0.209	15 1:24.652 +2.054	9 1:24.111 +0.887	14 1:26.291 +1.615	14 1:26.291 +1.615
6 1:24.652 +2.997		10 1:25.745 +2.521	15 1:26.393 +1.717	15 1:26.393 +1.717
7 1:22.647 +0.992	(#09) Jesse Schmidt	11 1:24.291 +1.067	(17) Whitfield Gregg	
8 1:22.156 +0.501	1 1:26.875 +3.706	12 1:24.625 +1.401	1 1:29.619 +5.377	
9 1:24.366 +2.711	2 1:23.239 +0.070	13 1:23.638 +0.414	2 1:26.266 +2.024	
10 1:22.279 +0.624	3 <b>1:23.169</b>	14 1:24.169 +0.945	3 1:24.873 +0.631	
11 1:22.205 +0.550	4 1:23.559 +0.390	15 1:23.283 +0.059	4 <b>1:24.242</b>	
12 1:22.236 +0.581	5 1:23.456 +0.287	(95) Kenneth Payson	5 1:25.879 +1.637	
13 1:21.795 +0.140	6 1:23.609 +0.440	1 1:29.541 +6.096	6 1:24.926 +0.684	(1) Doug Fisher
14 1:23.484 +1.829	7 1:23.667 +0.498	2 1:25.529 +2.084	7 1:24.795 +0.553	1 1:30.555 +6.179
15 1:22.676 +1.021	8 1:23.525 +0.356	3 1:24.487 +1.042	8 1:24.977 +0.735	2 1:26.167 +1.791
(58) Stephen Blethen	9 1:23.837 +0.668	4 1:24.043 +0.598	9 1:26.277 +2.035	3 1:24.775 +0.399
1 1:25.084 +3.519	10 1:24.614 +1.445	5 1:23.487 +0.042	10 1:25.338 +1.096	4 1:24.561 +0.185
2 1:21.873 +0.308	11 1:24.175 +1.006	6 1:25.249 +1.804	11 1:25.474 +1.232	5 1:26.133 +1.757
3 1:21.793 +0.228	12 1:23.965 +0.796	7 <b>1:23.445</b>	12 1:25.006 +0.764	6 <b>1:24.376</b>
4 1:22.370 +0.805	13 1:23.780 +0.611	8 1:27.557 +4.112	13 1:26.326 +2.084	7 1:39.335 +14.959
5 1:21.684 +0.119	14 1:23.833 +0.664	9 1:24.643 +1.198	14 1:25.952 +1.710	8 1:26.502 +2.126
6 1:23.726 +2.161	15 1:23.754 +0.585	10 1:24.119 +0.674	15 1:26.006 +1.764	9 1:28.766 +4.390
7 1:22.507 +0.942	(70) Jimmy Locke	11 1:24.464 +1.019	(149) Joe Schubert	10 1:25.104 +0.728
8 1:22.305 +0.740	1 1:27.434 +4.129	12 1:25.385 +1.940	1 1:30.186 +4.736	11 1:25.580 +1.204
9 1:24.621 +3.056	2 1:24.872 +1.567	13 1:24.793 +1.348	2 1:26.990 +1.540	12 1:25.682 +1.306
10 1:22.149 +0.584	3 1:24.559 +1.254	14 1:24.316 +0.871	3 1:25.722 +0.272	13 1:25.317 +0.941
11 1:22.317 +0.752	4 1:24.600 +1.295	15 1:24.563 +1.118	4 1:26.154 +0.704	14 1:26.264 +1.888
12 1:22.483 +0.918	5 1:23.839 +0.534	(144) Dave Kuchrawy	5 1:27.470 +2.020	15 1:27.588 +3.212
13 <b>1:21.565</b>	6 1:23.705 +0.400	1 1:31.578 +7.845	6 1:25.862 +0.412	(90) Kent Vaccaro
14 1:23.121 +1.556	7 <b>1:23.305</b>	2 1:26.539 +2.806	7 1:26.770 +1.320	1 1:33.861 +8.412
15 1:22.602 +1.037	8 1:23.916 +0.611	3 1:25.703 +1.970	8 1:25.951 +0.501	2 1:29.793 +4.344
(51) Raymond Blethen	9 1:25.033 +1.728	4 1:26.219 +2.486	9 1:26.401 +0.951	3 1:27.256 +1.807
1 1:26.153 +3.989	10 1:24.172 +0.867	5 1:24.494 +0.761	10 1:25.859 +0.409	4 1:27.420 +1.971
2 1:22.331 +0.167	11 1:24.065 +0.760	6 1:23.822 +0.089	11 <b>1:25.450</b>	5 1:26.657 +1.208
3 1:23.307 +1.143	12 1:23.965 +0.660	7 1:23.904 +0.171	12 1:25.792 +0.342	6 1:26.123 +0.674
4 1:22.383 +0.219	13 1:23.586 +0.281	8 1:24.339 +0.606	13 1:25.477 +0.027	7 1:26.652 +1.203
5 <b>1:22.164</b>	14 1:24.316 +1.011	9 1:24.784 +1.051	14 1:27.697 +2.247	8 1:26.824 +1.375
6 1:23.140 +0.976	15 1:24.121 +0.816	10 1:24.227 +0.494	15 1:26.345 +0.895	9 1:26.791 +1.342
7 1:22.562 +0.398	(77) J T Coupal	11 <b>1:23.733</b>	(13) Robert Reed	10 1:25.466 +0.017
8 1:22.643 +0.479	1 1:29.296 +6.126	12 1:24.332 +0.599	1 1:32.187 +7.662	11 1:25.524 +0.075
9 1:23.662 +1.498	2 1:23.515 +0.345	13 1:24.288 +0.555	2 1:26.730 +2.205	12 1:25.864 +0.415
10 1:23.200 +1.036	3 1:24.518 +1.348	14 1:24.002 +0.269	3 <b>1:24.525</b>	13 <b>1:25.449</b>
11 1:22.867 +0.703	4 1:24.533 +1.363	15 1:24.877 +1.144	4 1:26.368 +1.843	14 1:26.778 +1.329
12 1:23.050 +0.886	5 1:24.278 +1.108	(11) Richard Bennett	5 1:25.645 +1.120	15 1:26.802 +1.353
13 1:22.825 +0.661	6 1:23.584 +0.414	1 1:29.420 +5.353	6 1:25.409 +0.884	(72) Peter A Lombardo
14 1:23.640 +1.476	7 1:23.178 +0.008	2 1:25.047 +0.980	7 1:27.713 +3.188	1 1:33.179 +7.108
15 1:23.085 +0.921	8 1:23.828 +0.658	3 1:25.351 +1.284	8 1:26.742 +2.217	2 <b>1:26.071</b>
(18) Evan Karl	9 1:24.310 +1.140	4 1:25.668 +1.601	9 1:26.347 +1.822	3 1:26.669 +0.598
1 1:25.617 +3.019	10 1:24.884 +1.714	5 1:31.255 +7.188	10 1:25.909 +1.384	4 1:29.575 +3.504
2 1:22.641 +0.043	11 1:24.362 +1.192	6 1:24.682 +0.615	11 1:24.784 +0.259	5 1:26.919 +0.848
3 1:22.601 +0.003	12 1:24.453 +1.283	7 1:25.246 +1.179	12 1:24.579 +0.054	6 1:26.852 +0.781
4 <b>1:22.598</b>	13 <b>1:23.170</b>	8 1:25.668 +1.601	13 1:24.577 +0.052	7 1:28.325 +2.254
5 1:22.645 +0.047	14 1:23.678 +0.508	9 1:24.696 +0.629	14 1:26.592 +2.067	8 1:26.368 +0.297
6 1:24.086 +1.488	15 1:24.648 +1.478	10 1:24.480 +0.413	15 1:26.721 +2.196	9 1:29.733 +3.662
7 1:22.784 +0.186	(73) Xiang Li	11 1:24.631 +0.564	(7) Cy Peake	10 1:27.177 +1.106
8 1:22.948 +0.350	1 1:27.475 +4.251	12 <b>1:24.067</b>	1 1:31.808 +7.132	11 1:27.726 +1.655
9 1:23.449 +0.851	2 1:24.805 +1.581	13 1:25.847 +1.780	2 1:27.704 +3.028	12 1:27.542 +1.471
	3 1:24.541 +1.317	14 1:24.157 +0.090	3 1:25.204 +0.528	13 1:27.358 +1.287
			4 1:25.980 +1.304	14 1:27.566 +1.495
			5 1:25.859 +1.183	15 1:29.025 +2.954
			6 1:26.132 +1.456	(#02) Pratt Tanner
			7 1:26.821 +2.145	1 1:34.000 +8.559
			8 1:27.037 +2.361	2 1:28.442 +3.001

Joshua Underwood, Chief of Timing & Scoring

Orbits

Bob Anderson, Chief Steward / Marianne Rhodes, Chairman SOM

*Joshua Underwood*

www.mylaps.com  
Licensed to: NER, SCCA



# New England Region John Stim Memorial Regional Official Race Result



## John Stim Memorial

Grp 5 - SM,ITC,T3-4,BSpec,ITEZ,SM5,SSM

Thompson Road Course - Long 1.700 miles

Race 1 #16-RQ-4244-S

10/7/2016 02:40 PM

Race started at 15:15:43

3	1:26.274	+0.833	<u>(96) Seth Duval</u>	14	1:30.756	+1.527	12	1:33.824	+0.766	2	1:26.062	-3:59:28.713
4	1:26.968	+1.527	1	1:33.406	+6.669	13	1:35.303	+2.245	3	1:26.873	-3:59:27.902	
5	1:27.154	+1.713	2	1:29.686	+2.949	<u>(50) Christopher Milton-Hall</u>	4	1:27.177	-3:59:27.598			
6	1:26.657	+1.216	3	1:28.253	+1.516	1	1:36.925	+6.634	5	1:27.016	-3:59:27.759	
7	1:28.192	+2.751	4	1:27.593	+0.856	2	1:30.486	+0.195	6	1:27.686	-3:59:27.089	
8	1:26.747	+1.306	5	1:27.142	+0.405	3	1:30.887	+0.596	7	1:27.383	-3:59:27.392	
9	1:26.691	+1.250	6	1:27.054	+0.317	4	1:30.724	+0.433	8	1:26.590	-3:59:28.185	
10	1:25.465	+0.024	7	1:28.200	+1.463	5	1:31.246	+0.955	9	1:25.284	-3:59:29.491	
11	<b>1:25.441</b>		8	1:28.925	+2.188	6	1:32.000	+1.709	10	1:25.142	-3:59:29.633	
12	1:26.063	+0.622	9	1:28.588	+1.851	7	1:30.885	+0.594	11	1:25.106	-3:59:29.669	
13	1:25.705	+0.264	10	1:27.190	+0.453	8	1:30.975	+0.684	12	1:24.232	-3:59:30.543	
14	1:26.944	+1.503	11	<b>1:26.737</b>		9	1:32.604	+2.313	13	1:25.846	-3:59:28.929	
15	1:44.246	+18.805	12	1:35.591	+8.854	10	1:30.325	+0.034	14	1:26.067	-3:59:28.708	
<u>(41) Clinton Chichester</u>			13	1:32.589	+5.852	11	1:30.820	+0.529	15	1:25.631	-3:59:29.144	
1	1:34.728	+7.928	14	1:28.346	+1.609	12	<b>1:30.291</b>					
2	1:29.219	+2.419	<u>(#00) Ryan Duke</u>			13	1:30.930	+0.639				
3	1:28.055	+1.255	1	1:36.073	+9.161	14	1:30.363	+0.072				
4	1:28.037	+1.237	2	1:29.059	+2.147	<u>(21) Scott Allen</u>			<u>(43) Wendy Cappola</u>			
5	1:27.875	+1.075	3	1:28.278	+1.366	1	1:39.913	+11.086	1	1:39.656	+9.044	
6	1:28.233	+1.433	4	1:28.476	+1.564	2	1:32.057	+3.230	2	1:32.946	+2.334	
7	1:29.312	+2.512	5	1:28.699	+1.787	3	1:33.561	+4.734	3	1:33.571	+2.959	
8	1:28.435	+1.635	6	1:29.179	+2.267	4	1:30.608	+1.781	4	1:30.633	+0.021	
9	1:29.083	+2.283	7	1:28.521	+1.609	5	1:34.504	+5.677	5	3:03.007	+1:32.395	
10	1:27.951	+1.151	8	1:28.858	+1.946	6	1:30.407	+1.580	6	1:31.921	+1.309	
11	<b>1:26.800</b>		9	1:28.371	+1.459	7	1:30.364	+1.537	7	1:34.587	+3.975	
12	1:28.030	+1.230	10	1:28.082	+1.170	8	1:32.771	+3.944	8	1:32.322	+1.710	
13	1:28.498	+1.698	11	<b>1:26.912</b>		9	1:30.347	+1.520	9	1:32.298	+1.686	
14	1:28.536	+1.736	12	1:27.983	+1.071	10	1:30.622	+1.795	10	1:31.631	+1.019	
<u>(33) Rebecca Harvey</u>			13	1:33.128	+6.216	11	1:29.834	+1.007	11	1:32.664	+2.052	
1	1:36.170	+9.126	14	1:27.562	+0.650	12	1:29.887	+1.060	12	<b>1:30.612</b>		
2	1:28.558	+1.514	<u>(49) Michael Collier</u>			13	<b>1:28.827</b>		13	1:33.463	+2.851	
3	1:28.245	+1.201	1	1:35.520	+6.556	14	1:29.743	+0.916	<u>(56) Michelle Yaiser</u>			
4	1:27.955	+0.911	2	1:36.564	+7.600	<u>(21) Scott Allen</u>			1	1:45.818	+8.265	
5	1:27.970	+0.926	3	1:22.018	-6.946	1	1:41.468	+11.294	2	1:40.036	+2.483	
6	1:28.201	+1.157	4	<b>1:28.964</b>		2	1:31.994	+1.820	3	1:40.186	+2.633	
7	1:28.982	+1.938	5	1:29.455	+0.491	3	1:33.664	+3.490	4	1:39.716	+2.163	
8	1:28.536	+1.492	6	1:29.281	+0.317	4	1:30.612	+0.438	5	1:44.906	+7.353	
9	1:28.650	+1.606	7	1:29.500	+0.536	5	1:34.724	+4.550	6	1:46.088	+8.535	
10	1:27.293	+0.249	8	1:29.672	+0.708	6	1:30.529	+0.355	7	1:40.142	+2.589	
11	<b>1:27.044</b>		9	1:29.876	+0.912	7	<b>1:30.174</b>		8	1:38.266	+0.713	
12	1:30.889	+3.845	10	1:29.686	+0.722	8	1:33.777	+3.603	9	1:40.034	+2.481	
13	1:31.020	+3.976	11	1:33.676	+4.712	9	1:32.290	+2.116	10	1:40.360	+2.807	
14	1:27.734	+0.690	12	1:31.799	+2.835	10	1:32.627	+2.453	11	1:38.664	+1.111	
<u>(#06) Jeff Longo</u>			13	1:32.869	+3.905	11	1:31.227	+1.053	12	1:40.170	+2.617	
1	1:33.505	+7.476	14	1:31.912	+2.948	12	1:31.995	+1.821	13	<b>1:37.553</b>		
2	1:26.398	+0.369	<u>(117) David Micciulla</u>			13	1:34.944	+4.770	<u>(129) John Raudat</u>			
3	<b>1:26.029</b>		1	1:36.697	+7.468	14	1:32.199	+2.025	1	1:29.988	+5.698	
4	1:27.289	+1.260	2	1:30.922	+1.693	<u>(177) Isaac Miskoe</u>			2	1:26.078	+1.788	
5	1:26.910	+0.881	3	1:30.794	+1.565	1	1:41.468	+11.294	3	1:24.754	+0.464	
6	1:26.212	+0.183	4	1:30.204	+0.975	2	1:31.994	+1.820	4	1:24.466	+0.176	
7	1:27.361	+1.332	5	1:31.263	+2.034	3	1:33.664	+3.490	5	1:25.085	+0.795	
8	1:26.984	+0.955	6	1:30.636	+1.407	4	1:30.612	+0.438	6	1:25.554	+1.264	
9	1:44.729	+18.700	7	1:30.035	+0.806	5	1:34.724	+4.550	7	<b>1:24.290</b>		
10	1:27.814	+1.785	8	1:29.995	+0.766	6	1:30.529	+0.355	8	1:32.658	+8.368	
11	1:27.255	+1.226	9	<b>1:29.229</b>		7	<b>1:30.174</b>		p8			
12	1:28.990	+2.961	10	1:31.904	+2.675	8	1:33.777	+3.603	<u>(34) Matthew Koskinen</u>			
13	1:31.494	+5.465	11	1:30.059	+0.830	9	1:32.290	+2.116	1	1:24.412	-3:59:30.363	
14	1:27.831	+1.802	12	1:30.321	+1.092	10	1:32.627	+2.453	2	1:21.734	-3:59:33.041	
			13	1:31.761	+2.532	11	1:31.227	+1.053	3	1:22.579	-3:59:32.196	
						12	1:31.995	+1.821	4	1:21.512	-3:59:33.263	
						13	1:34.944	+4.770	5	1:21.715	-3:59:33.060	
						14	1:32.199	+2.025	6	1:23.750	-3:59:31.025	
						<u>(14) Christopher S. Mosley</u>			7	1:23.812	-3:59:30.963	
						1	1:38.016	+4.958	8	1:22.597	-3:59:32.178	
						2	<b>1:33.058</b>		9	1:23.814	-3:59:30.961	
						3	1:35.988	+2.930	10	1:22.275	-3:59:32.500	
						4	1:33.198	+0.140	11	1:22.241	-3:59:32.534	
						5	1:34.252	+1.194	12	1:22.300	-3:59:32.475	
						6	1:35.308	+2.250	13	1:21.555	-3:59:33.220	
						7	1:39.286	+6.228	14	1:23.713	-3:59:31.062	
						8	1:38.520	+5.462	15	1:22.553	-3:59:32.222	
						9	1:35.087	+2.029	<u>(121) Gregory Pecora</u>			
						10	1:35.117	+2.059	1	1:31.596	-3:59:23.179	
						11	1:34.579	+1.521				

Joshua Underwood, Chief of Timing & Scoring

Orbits

Bob Anderson, Chief Steward / Marianne Rhodes, Chairman SOM

www.mylaps.com  
Licensed to: NER, SCCA



**New England Region  
John Stim Memorial Regional  
Official Race Result**



John Stim Memorial

**Sorted on Best Lap time**

Grp 5 - SM,ITC,T3-4,BSpec,ITEZ,SM5,SSM

Thompson Road Course - Long 1.700 miles

Race 1 #16-RQ-4244-S

10/7/2016 02:40 PM

Race started at 15:15:43

Pos	No.	Name	Class	Best Tm	Diff	Best Speed	In Lap	Make-Model	Sponsor
<b>B-Spec</b>									
1	14	Christopher S. Mosley	B-Spec	1:33.058		65.765	2	Honda Fit/Copper	
2	56	Michelle Yaiser	B-Spec	1:37.553	4.495	62.735	13	Mini Cooper/Maroo	Indian Summer Ra
<b>ITEZ</b>									
1	72	Peter A Lombardo	ITEZ	1:26.071		71.104	2	Fiat Abarth/Red	Lombardo Motorca
2	49	Michael Collier	ITEZ	1:28.964	2.893	68.792	4	Porsche 944/White	Northeast Track Da
3	117	David Micciulla	ITEZ	1:29.229	3.158	68.588	9	Fiat Abarth/White	Lombardo Motorca
<b>Not classified</b>									
DNS	15	Robby Smolinski Jr.	ITEZ			-	0	Chevrolet Corvette,	
<b>SM</b>									
1	18	Evan Karl	SM	1:22.598		74.094	4	Mazda Miata/White	BK Motorsports
2	#09	Jesse Schmidt	SM	1:23.169	0.571	73.585	3	Mazda Miata/Red	Rossini Racing Pro
3	77	J T Coupal	SM	1:23.170	0.572	73.584	13	Mazda Miata/Blu/Bl	Flatout Motorsport
4	73	Xiang Li	SM	1:23.224	0.626	73.536	7	Mazda Spec Miata/	
5	70	Jimmy Locke	SM	1:23.305	0.707	73.465	7	Mazda Miata/rusty	NorthEast Earth Me
6	144	Dave Kuchrawy	SM	1:23.733	1.135	73.089	11	Mazda Miata/Black	
7	11	Richard Bennett	SM	1:24.067	1.469	72.799	12	Mazda Miata/Red/t	
8	17	Whitfield Gregg	SM	1:24.242	1.644	72.648	4	Mazda Miata/Black	Flatout Motorsport
9	129	John Raudat	SM	1:24.290	1.692	72.606	7	Mazda Miata/blue/c	
10	1	Doug Fisher	SM	1:24.376	1.778	72.532	6	Mazda Miata/Blue/'	Father Daughter R
11	13	Robert Reed	SM	1:24.525	1.927	72.405	3	Mazda Miata/Greer	LTD Racing
12	7	Cy Peake	SM	1:24.676	2.078	72.275	13	Mazda Miata/green	LTD Racing
13	#02	Pratt Tanner	SM	1:25.441	2.843	71.628	11	Mazda Miata/white,	
14	90	Kent Vaccaro	SM	1:25.449	2.851	71.622	13	Mazda Miata/Blue (	Flatout Motorsport
15	149	Joe Schubert	SM	1:25.450	2.852	71.621	11	Mazda Miata/Silver	EY Flatout Motors
16	#06	Jeff Longo	SM	1:26.029	3.431	71.139	3	Mazda Miata/red	LTD Racing / Marbl
17	96	Seth Duval	SM	1:26.737	4.139	70.558	11	Mazda Miata/White	Big Boy's Toys LLC
18	41	Clinton Chichester	SM	1:26.800	4.202	70.507	11	Mazda Miata/Black	
19	#00	Ryan Duke	SM	1:26.912	4.314	70.416	11	Mazda Miata/Blue/l	
20	33	Rebecca Harvey	SM	1:27.044	4.446	70.309	11	Mazda Miata/Blue	Road Rebels
21	21	Scott Allen	SM	1:28.827	6.229	68.898	13	Mazda Miata/Grey	The Racing School
22	177	Isaac Miskoe	SM	1:30.174	7.576	67.869	7	Mazda Miata/Yellow	WhoopAss Race Fu
23	43	Wendy Cappola	SM	1:30.612	8.014	67.541	12	Mazda 1994 Miata/	She Racing Flatou
<b>Not classified</b>									
DNS	89	Anthony Vaccaro	SM			-	0	Mazda Miata/Blue (	Flatout motorsport

**Announcements**

Time Prov 1610 Time Final 1640

New Track Record (1:33.058) for B-Spec by Christopher S. Mosley.

New Track Record (1:21.565) for T3 by Stephen Blethen.

#34, #121 not eligible for points per CS

Joshua Underwood, Chief of Timing & Scoring

Orbits

Bob Anderson, Chief Steward / Marianne Rhodes, Chairman SOM

www.mylaps.com  
Licensed to: NER, SCCA



**New England Region  
John Stim Memorial Regional  
Official Race Result**



John Stim Memorial

**Sorted on Best Lap time**

Grp 5 - SM,ITC,T3-4,BSpec,ITEZ,SM5,SSM

Thompson Road Course - Long 1.700 miles

Race 1 #16-RQ-4244-S

10/7/2016 02:40 PM

Race started at 15:15:43

Pos	No.	Name	Class	Best Tm	Diff	Best Speed	In Lap	Make-Model	Sponsor
<b>SSM</b>									
1	50	Christopher Milton-Hall	SSM	1:30.291		67.781	12	Mazda Miata/green	Automaster Collisic
<b>T3</b>									
1	58	Stephen Blethen	T3	1:21.565		75.032	13	Mazda RX8/Blue/Gi	RSTPerformance.cc
2	87	Chris Outzen	T3	1:21.655	0.090	74.949	4	Nissan 350Z/white	iTrackzone.com
3	51	Raymond Blethen	T3	1:22.164	0.599	74.485	5	Mazda RX8/Blue/O	RST Performance F
4	34	Matthew Koskinen	T3			-	0	Mazda MX5/White-	JMK Motorsports
5	121	Gregory Pecora	T3			-	0	Mazda Mx 5 cup ca	Pecora Motorsports
<b>T4</b>									
1	95	Kenneth Payson	T4	1:23.445		73.342	7	Mazda Miata/red	Hoosier Red Line (

**Announcements**

Time Prov 1610 Time Final 1640

New Track Record (1:33.058) for B-Spec by Christopher S. Mosley.

New Track Record (1:21.565) for T3 by Stephen Blethen.

#34, #121 not eligible for points per CS

Joshua Underwood, Chief of Timing & Scoring

Orbits

Bob Anderson, Chief Steward / Marianne Rhodes, Chairman SOM

www.mylaps.com  
Licensed to: NER, SCCA



**New England Region  
John Stim Memorial Regional  
Official Race Result**



John Stim Memorial

**Sorted on Laps**

Grp 6 - HRG

Thompson Road Course - Long 1.700 miles

Race 1 #16-RQ-4244-S

10/7/2016 03:05 PM

Race started at 15:46:57

Pos	No.	Name	Class	Laps	Diff	Total Tm	Best Tm	Make-Model	Sponsor
1	44	Adam Strelczuk	HRG4	15		20:29.030	1:20.693	Datsun 240Z C	
2	61	Tom Drake	HRG4	15	32.266	21:01.296	1:22.660	Opel GT/Blue	Alley Cat Racing
3	48	W. Scott Stickle	HRG5	14	1 Lap	20:44.185	1:26.912	Jaguar XKE/wl	BLACK ROCK RACING \
4	33	Greg Amy	HRG3	14	1 Lap	20:45.780	1:27.778	Porsche 914/C	
5	43	Hal Jones	HRG3	14	1 Lap	21:07.565	1:29.096	BMW 2002 TII	Atelier Art Services
6	90	Paul Paparella	HRG3	14	1 Lap	21:10.811	1:29.475	BMW 2002tii/t	Eurosport of Westfield
7	114	Philip G Gott	HRG3	14	1 Lap	21:47.575	1:31.135	Triumph TR4A	Jean Green RD
8	23	Peter McCarthy	HRG1	14	1 Lap	21:47.799	1:31.126	Austin Healey	Midnight Auto Inc
9	7	George Michael Harmuth	HRG1	13	2 Laps	21:31.605	1:37.290	Triumph Spitfi	Dutchess Window Tinti
10	17	Dan Ferguson	HRG2	13	2 Laps	21:32.280	1:36.017	MG MGA Road	rackandruinracing.com
11	77	Gregory Meindl	HRG5	5	10 Laps	7:23.185	1:26.857	Ford Mustang/	Raceshopper.com

**Announcements**

Time Prov 1611 Time Final 1641

Margin of Victory	Avg. Speed	Best Lap Tm	Best Speed	Best Lap by
32.266	74.693	1:20.693	75.843	44 - Adam Strelczuk

Joshua Underwood, Chief of Timing & Scoring

Orbits

Bob Anderson, Chief Steward / Marianne Rhodes, Chairman SOM

www.mylaps.com  
Licensed to: NER, SCCA





**New England Region  
John Stim Memorial Regional  
Official Race Result**



John Stim Memorial

**Sorted on Laps**

Grp 6 - HRG

Thompson Road Course - Long 1.700 miles

Race 1 #16-RQ-4244-S

10/7/2016 03:05 PM

Race started at 15:46:57

Pos	No.	Name	Class	Laps	Diff	Total Tm	Best Tm	Make-Model	Sponsor
HRG1									
1	23	Peter McCarthy	HRG1	14		21:47.799	1:31.126	Austin Healey	Midnight Auto Inc
2	7	George Michael Harmuth	HRG1	13	1 Lap	21:31.605	1:37.290	Triumph Spitfi	Dutchess Window Tinti
HRG2									
1	17	Dan Ferguson	HRG2	13		21:32.280	1:36.017	MG MGA Road	rackandruinracing.com
HRG3									
1	33	Greg Amy	HRG3	14		20:45.780	1:27.778	Porsche 914/C	
2	43	Hal Jones	HRG3	14	21.785	21:07.565	1:29.096	BMW 2002 TII	Atelier Art Services
3	90	Paul Paparella	HRG3	14	25.031	21:10.811	1:29.475	BMW 2002tii/t	Eurosport of Westfield
4	114	Philip G Gott	HRG3	14	1:01.795	21:47.575	1:31.135	Triumph TR4A	Jean Green RD
HRG4									
1	44	Adam Strelczuk	HRG4	15		20:29.030	1:20.693	Datsun 240Z C	
2	61	Tom Drake	HRG4	15	32.266	21:01.296	1:22.660	Opel GT/Blue	Alley Cat Racing
HRG5									
1	48	W. Scott Stickle	HRG5	14		20:44.185	1:26.912	Jaguar XKE/wl	BLACK ROCK RACING \
2	77	Gregory Meindl	HRG5	5	9 Laps	7:23.185	1:26.857	Ford Mustang/	Raceshopper.com

**Announcements**

Time Prov 1611 Time Final 1641

Margin of Victory	Avg. Speed	Best Lap Tm	Best Speed	Best Lap by
32.266	74.693	1:20.693	75.843	44 - Adam Strelczuk

Joshua Underwood, Chief of Timing & Scoring

Orbits

Bob Anderson, Chief Steward / Marianne Rhodes, Chairman SOM

www.mylaps.com  
Licensed to: NER, SCCA

# John Stim Memorial

# Lapchart


Grp 6 - HRG

Thompson Road Course - Long 1.700 miles

Race 1 #16-RQ-4244-S

10/7/2016 03:05 PM

Race started at 15:46:57



## Competitors

### Laps

	0	1	2	3	4	5	6	7	8	9	10	11	12	13	14	15
Adam Strelczuk (44)	1	44	44	44	44	44	44	44	44	44	44	44	44	44	44	44
Tom Drake (61)	2	61	61	61	61	61	61	61	61	61	61	61	61	61	61	61
Gregory Meindl (77)	3	77	77	77	77	77	48	48	48	48	48	48	48	48	48	48
W. Scott Stickle (48)	4	48	48	48	48	48	33	33	33	33	33	33	33	33	33	33
Greg Amy (33)	5	33	33	33	33	33	43	43	43	43	43	43	43	43	43	43
Hal Jones (43)	6	43	43	43	43	43	90	90	90	90	90	90	90	90	90	90
Paul Paparella (90)	7	90	90	90	90	90	23	23	23	23	114	114	114	114	114	114
Philip G Gott (114)	8	114	23	23	23	23	114	114	114	114	23	23	23	23	23	23
Peter McCarthy (23)	9	23	114	114	114	114	7	17	7	7	7	7	7	7	7	7
George Michael Harmuth (7)	10	7	7	7	7	7	17	7	17	17	17	17	17	17	17	17
Dan Ferguson (17)	11	17	17	17	17	17										



**New England Region  
John Stim Memorial Regional  
Official Race Result**



John Stim Memorial


Grp 6 - HRG

Thompson Road Course - Long 1.700 miles

Race 1 #16-RQ-4244-S

10/7/2016 03:05 PM

Race started at 15:46:57



<u>(44) Adam Strelczuk</u>			11 <b>1:27.778</b>	9 1:33.556	+2.430
1	1:26.036	+5.343	12 1:27.858	10 1:32.689	+1.563
2	1:22.445	+1.752	13 1:28.666	11 1:31.728	+0.602
3	1:22.139	+1.446	14 1:30.708	12 1:32.671	+1.545
4	1:22.025	+1.332	<u>(43) Hal Jones</u>		
5	1:21.984	+1.291	1 1:32.234	13 <b>1:31.126</b>	
6	1:22.373	+1.680	2 <b>1:29.096</b>	14 1:31.192	+0.066
7	1:21.535	+0.842	3 1:30.502	<u>(7) George Michael Harmuth</u>	
8	1:22.332	+1.639	4 1:30.471	1 1:40.812	+3.522
9	1:21.009	+0.316	5 1:30.610	2 1:38.092	+0.802
10	1:20.969	+0.276	6 1:31.000	3 1:40.105	+2.815
11	1:20.867	+0.174	7 1:30.532	4 1:39.392	+2.102
12	1:21.892	+1.199	8 1:30.410	5 1:40.032	+2.742
13	<b>1:20.693</b>		9 1:30.101	6 1:41.191	+3.901
14	1:21.190	+0.497	10 1:29.900	7 1:38.879	+1.589
15	1:21.541	+0.848	11 1:29.798	8 1:38.201	+0.911
<u>(61) Tom Drake</u>			12 1:30.544	9 1:38.253	+0.963
1	1:27.950	+5.290	13 1:30.089	10 1:38.288	+0.998
2	<b>1:22.660</b>		14 1:30.732	11 1:40.620	+3.330
3	1:22.847	+0.187	<u>(90) Paul Paparella</u>		
4	1:22.845	+0.185	1 1:32.636	12 <b>1:37.290</b>	+0.188
5	1:23.563	+0.903	2 <b>1:29.475</b>	<u>(17) Dan Ferguson</u>	
6	1:23.305	+0.645	3 1:30.299	1 1:41.424	+5.407
7	1:23.879	+1.219	4 1:30.765	2 1:38.191	+2.174
8	1:24.694	+2.034	5 1:30.840	3 1:39.930	+3.913
9	1:23.438	+0.778	6 1:30.553	4 1:40.006	+3.989
10	1:24.290	+1.630	7 1:30.259	5 1:42.450	+6.433
11	1:24.054	+1.394	8 1:30.239	6 1:37.955	+1.938
12	1:24.213	+1.553	9 1:30.179	7 1:37.046	+1.029
13	1:25.944	+3.284	10 1:30.506	8 1:38.988	+2.971
14	1:23.617	+0.957	11 1:31.191	9 1:41.712	+5.695
15	1:23.828	+1.168	12 1:30.886	10 1:39.198	+3.181
<u>(48) W. Scott Stickle</u>			13 1:31.023	11 1:36.803	+0.786
1	1:30.768	+3.856	14 1:30.035	12 1:38.655	+2.638
2	1:27.670	+0.758	<u>(114) Philip G Gott</u>		
3	1:29.027	+2.115	1 1:37.097	13 <b>1:36.017</b>	
4	1:29.136	+2.224	2 1:34.150	<u>(77) Gregory Meindl</u>	
5	1:29.337	+2.425	3 1:34.605	1 1:29.720	+2.863
6	1:29.319	+2.407	4 1:34.284	2 <b>1:26.857</b>	
7	1:29.021	+2.109	5 1:34.117	3 1:26.984	+0.127
8	1:28.635	+1.723	6 1:32.680	4 1:28.177	+1.320
9	1:27.622	+0.710	7 1:33.381	5 1:31.137	+4.280
10	1:28.697	+1.785	8 1:32.668	<u>(33) Greg Amy</u>	
11	<b>1:26.912</b>		9 1:33.450	1 1:31.847	+4.069
12	1:27.317	+0.405	10 1:31.973	2 1:28.024	+0.246
13	1:28.363	+1.451	11 1:31.664	3 1:28.970	+1.192
14	1:31.741	+4.829	12 1:32.764	4 1:29.418	+1.640
<u>(33) Greg Amy</u>			13 <b>1:31.135</b>	5 1:28.328	+0.550
1	1:31.847	+4.069	14 1:31.318	6 1:29.099	+1.321
2	1:28.024	+0.246	<u>(23) Peter McCarthy</u>		
3	1:28.970	+1.192	1 1:36.627	1 1:36.627	+5.501
4	1:29.418	+1.640	2 1:34.102	2 1:34.102	+2.976
5	1:28.328	+0.550	3 1:34.656	3 1:34.656	+3.530
6	1:29.099	+1.321	4 1:34.146	4 1:34.146	+3.020
7	1:28.791	+1.013	5 1:33.844	5 1:33.844	+2.718
8	1:28.673	+0.895	6 1:32.758	6 1:32.758	+1.632
9	1:27.948	+0.170	7 1:33.376	7 1:33.376	+2.250
10	1:28.552	+0.774	8 1:32.942	8 1:32.942	+1.816

Joshua Underwood, Chief of Timing & Scoring

Orbits

Bob Anderson, Chief Steward / Marianne Rhodes, Chairman SOM

*Joshua Underwood*

www.mylaps.com  
Licensed to: NER, SCCA



**New England Region  
John Stim Memorial Regional  
Official Race Result**



John Stim Memorial

**Sorted on Best Lap time**

Grp 6 - HRG

Thompson Road Course - Long 1.700 miles

Race 1 #16-RQ-4244-S

10/7/2016 03:05 PM

Race started at 15:46:57

Pos	No.	Name	Class	Best Tm	Diff	Best Speed	In Lap	Make-Model	Sponsor
<b>HRG1</b>									
1	23	Peter McCarthy	HRG1	1:31.126		67.160	13	Austin Healey Ashk	Midnight Auto Inc
2	7	George Michael Harmuth	HRG1	1:37.290	6.164	62.905	12	Triumph Spitfire/Re	Dutchess Window
<b>HRG2</b>									
1	17	Dan Ferguson	HRG2	1:36.017		63.739	13	MG MGA Roadster/	rackandruinracing.c
<b>HRG3</b>									
1	33	Greg Amy	HRG3	1:27.778		69.721	11	Porsche 914/Orang	
2	43	Hal Jones	HRG3	1:29.096	1.318	68.690	2	BMW 2002 TII/Gre	Atelier Art Services
3	90	Paul Paparella	HRG3	1:29.475	1.697	68.399	2	BMW 2002tii/blue	Eurosport of Westf
4	114	Philip G Gott	HRG3	1:31.135	3.357	67.153	13	Triumph TR4A/Red	Jean Green RD
<b>HRG4</b>									
1	44	Adam Strelczuk	HRG4	1:20.693		75.843	13	Datsun 240Z GT2/I	
2	61	Tom Drake	HRG4	1:22.660	1.967	74.038	2	Opel GT/Blue	Alley Cat Racing
<b>HRG5</b>									
1	77	Gregory Meindl	HRG5	1:26.857		70.461	2	Ford Mustang/Red	Raceshopper.com
2	48	W. Scott Stickle	HRG5	1:26.912	0.055	70.416	11	Jaguar XKE/white	BLACK ROCK RACI

**Announcements**

Time Prov 1611 Time Final 1641

Joshua Underwood, Chief of Timing & Scoring

Orbits

Bob Anderson, Chief Steward / Marianne Rhodes, Chairman SOM

www.mylaps.com  
Licensed to: NER, SCCA



**New England Region  
John Stim Memorial Regional  
Official Race Result**



John Stim Memorial

**Sorted on Laps**

Grp 7 - GT1-2-3,SPO,AS,T1-2,ITE-R-S,STU

Thompson Road Course - Long 1.700 miles

Race 1 #16-RQ-4244-S

10/7/2016 03:30 PM

Race started at 16:17:53

Pos	No.	Name	Class	Laps	Diff	Total Tm	Best Tm	Make-Model	Sponsor
1	38	John Branscombe	GT1	17		21:18.493	1:13.491	Chevrolet Corv	Colony Used Auto Parts
2	6	Douglas Valley	GT1	17	14.507	21:33.000	1:14.191	Ford Mustang	Catang Motorsports
3	18	Dave Maynard	GT2	17	33.180	21:51.673	1:16.378	BMW 330/orar	3D Auto Works Inc
4	4	John Hellmers	SPO	17	49.184	22:07.677	1:16.269	Chevrolet Cav	
5	42	Michael Lavigne	T2	17	1:18.326	22:36.819	1:18.761	Ford Mustang	Auto Re-Nu-It Auto Box
6	80	Maurizio Cerasoli	GT2	16	1 Lap	21:16.764	1:18.644	Porsche 944 T	MCRacing
7	73	Mark Ketenci	ITR	16	1 Lap	21:40.527	1:20.001	BMW 328 ci/bl	3D Autoworks
8	27	Anthony Serra	ITR	16	1 Lap	21:48.999	1:20.112	BMW 328i/Blu	Autotechnic/Meccanic
9	51	Raymond Blethen	ITR	16	1 Lap	22:22.249	1:22.949	Mazda RX8/Blu	RST Performance Racir
10	117	Mark Gregory	ITS	16	1 Lap	22:25.296	1:22.495	Mazda Miata/F	Rosmar Racing
11	26	Ken Hubbard	ITR	16	1 Lap	22:26.647	1:22.393	BMW 325/Blk	Auto Technic
12	56	Mike Frost	ITR	16	1 Lap	22:28.459	1:22.610	BMW 328i/Gre	Vermont Eco Floors
13	54	Jeff Campbell	ITE	16	1 Lap	22:29.945	1:22.425	Porsche 964/C	
14	81	Zachary Slater	ITE	16	1 Lap	22:32.493	1:22.464	Porsche 944 T	
15	28	Jacob van Gelder	ITE	16	1 Lap	22:51.570	1:20.953	Subaru WRX S	American Express
16	5	Bob Demers	T2	15	2 Laps	21:19.287	1:22.952	Pontiac solstic	Midway Buick GMC & C
17	30	Thomas Kelly	ITR	15	2 Laps	21:27.524	1:23.813	BMW 328i/Yell	Precision Motorsports/f
18	#07	Daniel Preston	T1	14	3 Laps	19:26.347	1:18.573	Nissan 370Z/V	NESS
19	17	David Micciulla	ITE	12	5 Laps	18:29.095	1:29.500	Fiat Abarth/WI	Lombardo Motorcars
20	53	Doug Brown	SPO	9	8 Laps	14:19.851	1:21.753	BMW 325is/Blu	
21	13	Pasquale Bruno	T2	8	9 Laps	12:29.774	1:23.612	Cadillac CTS-V	MC Racing + Crowfligh
22	46	Russ Jones	ITR	6	11 Laps	8:48.159	1:23.471	Porsche 944S2	

Not classified

DNS 44 Adam Strelczuk GT2 DNS Datsun 240Z C

**Announcements**

- Time Prov 1647 Time Final 1717
- New Track Record (1:18.761) for T2 by Michael Lavigne.
- New Track Record (1:18.573) for T1 by Daniel Preston.
- New Track Record (1:13.491) for GT1 by John Branscombe.

Margin of Victory	Avg. Speed	Best Lap Tm	Best Speed	Best Lap by
14.507	81.377	1:13.491	83.276	38 - John Branscombe

Joshua Underwood, Chief of Timing & Scoring

Orbits

Bob Anderson, Chief Steward / Marianne Rhodes, Chairman SOM

www.mylaps.com  
Licensed to: NER, SCCA



**New England Region  
John Stim Memorial Regional  
Official Race Result**



John Stim Memorial

**Sorted on Laps**

Grp 7 - GT1-2-3,SPO,AS,T1-2,ITE-R-S,STU

Thompson Road Course - Long 1.700 miles

Race 1 #16-RQ-4244-S

10/7/2016 03:30 PM

Race started at 16:17:53

Pos	No.	Name	Class	Laps	Diff	Total Tm	Best Tm	Make-Model	Sponsor
<b>GT1</b>									
1	38	John Branscombe	GT1	17		21:18.493	1:13.491	Chevrolet Cor	Colony Used Auto Part
2	6	Douglas Valley	GT1	17	14.507	21:33.000	1:14.191	Ford Mustang	Catang Motorsports
<b>GT2</b>									
1	18	Dave Maynard	GT2	17		21:51.673	1:16.378	BMW 330/orar	3D Auto Works Inc
2	80	Maurizio Cerasoli	GT2	16	1 Lap	21:16.764	1:18.644	Porsche 944 T	MCRacing
<b>Not classified</b>									
DNS	44	Adam Strelczuk	GT2		DNS			Datsun 240Z C	
<b>ITE</b>									
1	54	Jeff Campbell	ITE	16		22:29.945	1:22.425	Porsche 964/C	
2	81	Zachary Slater	ITE	16	2.548	22:32.493	1:22.464	Porsche 944 T	
3	28	Jacob van Gelder	ITE	16	21.625	22:51.570	1:20.953	Subaru WRX S	American Express
4	17	David Micciulla	ITE	12	4 Laps	18:29.095	1:29.500	Fiat Abarth/Wi	Lombardo Motorcars
<b>ITR</b>									
1	73	Mark Ketenci	ITR	16		21:40.527	1:20.001	BMW 328 ci/bl	3D Autoworks
2	27	Anthony Serra	ITR	16	8.472	21:48.999	1:20.112	BMW 328i/Blu	Autotechnic/Meccanic
3	51	Raymond Blethen	ITR	16	41.722	22:22.249	1:22.949	Mazda RX8/Bl	RST Performance Racir
4	26	Ken Hubbard	ITR	16	46.120	22:26.647	1:22.393	BMW 325/Blk	Auto Technic
5	56	Mike Frost	ITR	16	47.932	22:28.459	1:22.610	BMW 328i/Gre	Vermont Eco Floors
6	30	Thomas Kelly	ITR	15	1 Lap	21:27.524	1:23.813	BMW 328i/Yell	Precision Motorsports/f
7	46	Russ Jones	ITR	6	10 Laps	8:48.159	1:23.471	Porsche 944S2	
<b>ITS</b>									
1	117	Mark Gregory	ITS	16		22:25.296	1:22.495	Mazda Miata/F	Rosmar Racing
<b>SPO</b>									
1	4	John Hellmers	SPO	17		22:07.677	1:16.269	Chevrolet Cav:	
2	53	Doug Brown	SPO	9	8 Laps	14:19.851	1:21.753	BMW 325is/Bl	

**Announcements**

Time Prov 1647 Time Final 1717  
 New Track Record (1:18.761) for T2 by Michael Lavigne.  
 New Track Record (1:18.573) for T1 by Daniel Preston.  
 New Track Record (1:13.491) for GT1 by John Branscombe.

Margin of Victory	Avg. Speed	Best Lap Tm	Best Speed	Best Lap by
14.507	81.377	1:13.491	83.276	38 - John Branscombe

Joshua Underwood, Chief of Timing & Scoring

Orbits

Bob Anderson, Chief Steward / Marianne Rhodes, Chairman SOM

www.mylaps.com  
 Licensed to: NER, SCCA  
 Page 1/2



**New England Region  
John Stim Memorial Regional  
Official Race Result**



John Stim Memorial

**Sorted on Laps**

Grp 7 - GT1-2-3,SPO,AS,T1-2,ITE-R-S,STU

Thompson Road Course - Long 1.700 miles

Race 1 #16-RQ-4244-S

10/7/2016 03:30 PM

Race started at 16:17:53

Pos	No.	Name	Class	Laps	Diff	Total Tm	Best Tm	Make-Model	Sponsor
<b>T1</b>									
1	#07	Daniel Preston	T1	14		19:26.347	1:18.573	Nissan 370Z/V	NESS
<b>T2</b>									
1	42	Michael Lavigne	T2	17		22:36.819	1:18.761	Ford Mustang	Auto Re-Nu-It Auto Bo
2	5	Bob Demers	T2	15	2 Laps	21:19.287	1:22.952	Pontiac solstic	Midway Buick GMC & C
3	13	Pasquale Bruno	T2	8	9 Laps	12:29.774	1:23.612	Cadillac CTS-V	MC Racing + Crowflight

**Announcements**

- Time Prov 1647 Time Final 1717
- New Track Record (1:18.761) for T2 by Michael Lavigne.
- New Track Record (1:18.573) for T1 by Daniel Preston.
- New Track Record (1:13.491) for GT1 by John Branscombe.

Margin of Victory	Avg. Speed	Best Lap Tm	Best Speed	Best Lap by
14.507	81.377	1:13.491	83.276	38 - John Branscombe

Joshua Underwood, Chief of Timing & Scoring

Orbits

Bob Anderson, Chief Steward / Marianne Rhodes, Chairman SOM

www.mylaps.com  
Licensed to: NER, SCCA  
Page 2/2



# John Stim Memorial


Grp 7 - GT1-2-3,SPO,AS,T1-2,ITE-R-S,STU

Thompson Road Course - Long 1.700 miles

Race 1 #16-RQ-4244-S

10/7/2016 03:30 PM

Race started at 16:17:53



Competitors	Laps																	
	0	1	2	3	4	5	6	7	8	9	10	11	12	13	14	15	16	17
John Branscombe (38)	1	38	38	38	38	38	38	38	38	38	38	38	38	38	38	38	38	38
Douglas Valley (6)	2	6	6	6	6	6	6	6	6	6	6	6	6	6	6	6	6	6
Dave Maynard (18)	3	18	18	18	18	18	18	18	18	18	18	18	18	18	18	18	18	18
John Hellmers (4)	4	4	4	4	4	4	4	4	4	4	4	4	4	4	4	4	4	4
Daniel Preston (#07)	5	#07	42	42	42	42	42	42	42	42	42	42	42	42	42	42	42	42
Maurizio Cerasoli (80)	6	80	#07	#07	#07	#07	#07	#07	#07	#07	#07	#07	#07	80	80	80	80	80
Michael Lavigne (42)	7	42	27	80	80	80	80	80	80	80	80	80	80	#07	73	73	73	73
Anthony Serra (27)	8	27	80	73	73	73	73	73	73	73	73	73	73	73	27	27	27	27
Doug Brown (53)	9	53	73	46	46	51	27	27	27	27	27	27	27	27	#07	51	51	51
Mark Ketenci (73)	10	73	46	51	51	27	51	51	51	53	51	51	51	51	51	117	117	117
Russ Jones (46)	11	46	53	53	56	46	53	53	53	51	56	56	56	117	117	117	26	26
Raymond Blethen (51)	12	51	51	56	27	56	46	56	56	56	117	117	117	26	26	26	56	56
Jacob van Gelder (28)	13	28	56	54	53	53	117	117	117	117	26	26	26	56	56	56	54	54
Jeff Campbell (54)	14	54	54	27	117	117	56	26	26	26	54	54	54	54	54	81	81	81
Mike Frost (56)	15	56	26	117	54	54	54	54	54	54	5	81	81	81	81	81	28	28
Mark Gregory (117)	16	117	117	26	26	26	26	5	5	5	81	28	28	28	28	28	5	5
Zachary Slater (81)	17	81	28	81	81	5	5	81	81	81	28	5	5	5	5	5	30	30
Ken Hubbard (26)	18	26	81	5	5	81	81	28	28	28	30	30	30	30	30	30	30	30
Pasquale Bruno (13)	19	13	30	30	30	30	28	30	13	30	17	17	17	17	17	17	17	17
Bob Demers (5)	20	5	5	28	28	28	13	13	13	30	17	53						
Thomas Kelly (30)	21	30	13	13	13	13	30	46	17	13								
David Micciulla (17)	22	17	17	17	17	17	17	17	17	17								
-	23																	



# New England Region John Stim Memorial Regional Official Race Result



John Stim Memorial

Grp 7 - GT1-2-3,SPO,AS,T1-2,ITE-R-S,STU

Thompson Road Course - Long 1.700 miles

Race 1 #16-RQ-4244-S

10/7/2016 03:30 PM

Race started at 16:17:53

<u>(38) John Branscombe</u>			4	1:17.254	+0.985	10	1:21.799	+1.798	<u>(26) Ken Hubbard</u>		8	1:24.434	+1.970	
1	1:17.806	+4.315	5	1:17.742	+1.473	11	1:20.990	+0.989	1	1:27.898	+5.505	9	1:24.159	+1.695
2	1:15.133	+1.642	6	1:17.335	+1.066	12	1:21.301	+1.300	2	1:25.615	+3.222	10	1:22.964	+0.500
3	1:14.596	+1.105	7	1:17.697	+1.428	13	1:20.726	+0.725	3	1:24.836	+2.443	11	1:23.487	+1.023
4	1:14.207	+0.716	8	1:16.719	+0.450	14	1:21.029	+1.028	4	1:24.183	+1.790	12	1:23.575	+1.111
5	1:13.630	+0.139	9	1:17.349	+1.080	15	1:21.453	+1.452	5	1:23.218	+0.825	13	1:22.483	+0.019
6	<b>1:13.491</b>		10	1:17.972	+1.703	16	1:20.901	+0.900	6	1:24.161	+1.768	14	<b>1:22.464</b>	
7	1:13.833	+0.342	11	1:19.626	+3.357	<u>(27) Anthony Serra</u>			7	1:22.673	+0.280	15	1:22.837	+0.373
8	1:15.954	+2.463	12	1:19.437	+3.168	1	1:23.246	+3.134	8	1:24.177	+1.784	16	1:22.686	+0.222
9	1:15.120	+1.629	13	1:17.903	+1.634	2	1:32.239	+12.127	9	1:23.247	+0.854	<u>(28) Jacob van Gelder</u>		
10	1:15.568	+2.077	14	1:20.511	+4.242	3	1:21.903	+1.791	10	1:22.692	+0.299	1	1:29.862	+8.909
11	1:15.909	+2.418	15	1:17.886	+1.617	4	1:22.095	+1.983	11	1:23.440	+1.047	2	1:28.676	+7.723
12	1:14.906	+1.415	16	1:16.869	+0.600	5	1:20.832	+0.720	12	1:24.066	+1.673	3	1:24.779	+3.826
13	1:15.703	+2.212	17	<b>1:16.269</b>		6	1:21.541	+1.429	13	1:23.489	+1.096	4	1:24.752	+3.799
14	1:15.470	+1.979	<u>(42) Michael Lavigne</u>			7	1:20.854	+0.742	14	<b>1:22.393</b>		5	1:23.475	+2.522
15	1:15.894	+2.403	1	1:21.928	+3.167	8	1:21.007	+0.895	15	1:22.740	+0.347	6	1:25.070	+4.117
16	1:15.510	+2.019	2	<b>1:18.761</b>		9	1:20.787	+0.675	16	1:22.890	+0.497	7	1:24.755	+3.802
17	1:15.763	+2.272	3	1:19.588	+0.827	10	1:20.956	+0.844	<u>(56) Mike Frost</u>			8	1:23.272	+2.319
<u>(6) Douglas Valley</u>			4	1:19.356	+0.595	11	1:20.724	+0.612	1	1:26.665	+4.055	9	1:24.152	+3.199
1	1:18.509	+4.318	5	1:19.083	+0.322	12	1:20.198	+0.086	2	1:24.851	+2.241	10	1:25.945	+4.992
2	1:14.657	+0.466	6	1:19.983	+1.222	13	1:20.192	+0.080	3	1:23.537	+0.927	11	1:23.493	+2.540
3	1:14.596	+0.405	7	1:19.601	+0.840	14	1:20.124	+0.012	4	1:24.927	+2.317	12	<b>1:20.953</b>	
4	1:14.352	+0.161	8	1:19.382	+0.621	15	<b>1:20.112</b>		5	1:24.761	+2.151	13	1:22.169	+1.216
5	<b>1:14.191</b>		9	1:19.173	+0.412	16	1:20.167	+0.055	6	1:23.106	+0.496	14	1:22.443	+1.490
6	1:14.252	+0.061	10	1:20.597	+1.836	<u>(51) Raymond Blethen</u>			7	1:23.476	+0.866	15	1:22.965	+2.012
7	1:15.017	+0.826	11	1:19.387	+0.626	1	1:26.873	+3.924	8	1:23.413	+0.803	16	1:41.350	+20.397
8	1:17.427	+3.236	12	1:19.736	+0.975	2	1:23.928	+0.979	9	1:23.731	+1.121	<u>(5) Bob Demers</u>		
9	1:18.170	+3.979	13	1:19.431	+0.670	3	1:23.065	+0.116	10	1:23.926	+1.316	1	1:29.484	+6.532
10	1:17.162	+2.971	14	1:19.961	+1.200	4	1:23.017	+0.068	11	1:23.739	+1.129	2	1:24.952	+2.000
11	1:16.377	+2.186	15	1:19.099	+0.338	5	1:23.205	+0.256	12	1:25.407	+2.797	3	1:25.291	+2.339
12	1:18.076	+3.885	16	1:19.828	+1.067	6	1:23.092	+0.143	13	1:23.603	+0.993	4	1:24.254	+1.302
13	1:15.564	+1.373	17	1:20.366	+1.605	7	1:23.054	+0.105	14	1:23.179	+0.569	5	1:23.620	+0.668
14	1:15.247	+1.056	<u>(80) Maurizio Cerasoli</u>			8	<b>1:22.949</b>		15	<b>1:22.610</b>		6	1:24.676	+1.724
15	1:17.383	+3.192	1	1:24.256	+5.612	9	1:23.735	+0.786	16	1:23.672	+1.062	7	1:24.126	+1.174
16	1:15.359	+1.168	2	1:19.810	+1.166	10	1:24.314	+1.365	<u>(54) Jeff Campbell</u>			8	1:25.513	+2.561
17	1:16.510	+2.319	3	1:19.043	+0.399	11	1:23.426	+0.477	1	1:27.968	+5.543	9	1:24.038	+1.086
<u>(18) Dave Maynard</u>			4	1:18.716	+0.072	12	1:23.163	+0.214	2	1:25.079	+2.654	10	1:26.913	+3.961
1	1:19.476	+3.098	5	<b>1:18.644</b>		13	1:24.382	+1.433	3	1:25.796	+3.371	11	1:25.687	+2.735
2	<b>1:16.378</b>		6	1:19.448	+0.804	14	1:23.854	+0.905	4	1:24.260	+1.835	12	1:24.503	+1.551
3	1:16.392	+0.014	7	1:19.640	+0.996	15	1:23.233	+0.284	5	1:23.416	+0.991	13	<b>1:22.952</b>	
4	1:16.392	+0.014	8	1:19.523	+0.879	16	1:23.849	+0.900	6	1:25.916	+3.491	14	1:23.328	+0.376
5	1:16.542	+0.164	9	1:19.549	+0.905	<u>(117) Mark Gregory</u>			7	1:23.540	+1.115	15	1:24.278	+1.326
6	1:17.007	+0.629	10	1:19.753	+1.109	1	1:28.847	+6.352	8	1:24.206	+1.781	<u>(30) Thomas Kelly</u>		
7	1:16.893	+0.515	11	1:19.351	+0.707	2	1:25.008	+2.513	9	1:23.417	+0.992	1	1:28.992	+5.179
8	1:16.722	+0.344	12	1:19.975	+1.331	3	1:23.463	+0.968	10	1:23.409	+0.984	2	1:26.710	+2.897
9	1:17.249	+0.871	13	1:18.711	+0.067	4	1:23.614	+1.119	11	1:23.727	+1.302	3	1:24.859	+1.046
10	1:17.936	+1.558	14	1:19.921	+1.277	5	1:23.266	+0.771	12	1:23.837	+1.412	4	1:24.856	+1.043
11	1:16.845	+0.467	15	1:19.173	+0.529	6	1:23.977	+1.482	13	1:23.580	+1.155	5	1:25.749	+1.936
12	1:18.114	+1.736	16	1:19.752	+1.108	7	1:23.503	+1.008	14	1:22.717	+0.292	6	1:24.970	+1.157
13	1:16.905	+0.527	<u>(73) Mark Ketenci</u>			8	1:23.467	+0.972	15	1:22.821	+0.396	7	1:26.880	+3.067
14	1:16.549	+0.171	1	1:24.582	+4.581	9	1:24.316	+1.821	16	<b>1:22.425</b>		8	1:25.862	+2.049
15	1:17.884	+1.506	2	<b>1:20.001</b>		10	1:23.432	+0.937	<u>(81) Zachary Slater</u>			9	1:24.994	+1.181
16	1:16.901	+0.523	3	1:20.011	+0.010	11	1:23.485	+0.990	1	1:29.329	+6.865	10	1:26.429	+2.616
17	1:16.792	+0.414	4	1:20.503	+0.502	12	1:23.677	+1.182	2	1:25.436	+2.972	11	1:24.204	+0.391
<u>(4) John Hellmers</u>			5	1:20.681	+0.680	13	1:23.050	+0.555	3	1:24.696	+2.232	12	<b>1:23.813</b>	
1	1:21.350	+5.081	6	1:20.688	+0.687	14	1:22.858	+0.363	4	1:25.918	+3.454	13	1:23.832	+0.019
2	1:17.927	+1.658	7	1:20.671	+0.670	15	<b>1:22.495</b>		5	1:24.710	+2.246	14	1:24.577	+0.764
3	1:17.089	+0.820	8	1:20.844	+0.843	16	1:22.715	+0.220	6	1:25.124	+2.660	15	1:24.751	+0.938
			9	1:22.210	+2.209				7	1:23.508	+1.044			

Joshua Underwood, Chief of Timing & Scoring

Orbits

Bob Anderson, Chief Steward / Marianne Rhodes, Chairman SOM

www.mylaps.com  
Licensed to: NER, SCCA



New England Region  
John Stim Memorial Regional  
Official Race Result



John Stim Memorial

Grp 7 - GT1-2-3,SPO,AS,T1-2,ITE-R-S,STU

Thompson Road Course - Long 1.700 miles

Race 1 #16-RQ-4244-S

10/7/2016 03:30 PM

Race started at 16:17:53

(#07) Daniel Preston

1	1:23.299	+4.726
2	1:20.254	+1.681
3	1:19.016	+0.443
4	<b>1:18.573</b>	
5	1:18.931	+0.358
6	1:19.707	+1.134
7	1:19.637	+1.064
8	1:19.537	+0.964
9	1:19.495	+0.922
10	1:20.036	+1.463
11	1:19.311	+0.738
12	1:19.911	+1.338
13	1:20.023	+1.450
14	2:07.413	+48.840

(17) David Micciulla

1	1:33.345	+3.845
2	1:31.328	+1.828
3	1:30.359	+0.859
4	1:30.155	+0.655
5	1:32.056	+2.556
6	1:30.774	+1.274
7	1:29.920	+0.420
8	1:31.130	+1.630
9	1:30.273	+0.773
10	1:29.572	+0.072
11	<b>1:29.500</b>	
12	1:43.834	+14.334

(53) Doug Brown

1	1:27.864	+6.111
2	1:24.150	+2.397
3	1:26.561	+4.808
4	1:23.277	+1.524
5	1:22.009	+0.256
6	1:22.241	+0.488
7	<b>1:21.753</b>	
8	1:22.292	+0.539
p9	3:07.588	+1:45.835

(13) Pasquale Bruno

1	1:31.414	+7.802
2	1:25.935	+2.323
3	1:24.815	+1.203
4	1:25.767	+2.155
5	<b>1:23.612</b>	
6	1:25.278	+1.666
7	1:24.242	+0.630
p8	2:23.204	+59.592

(46) Russ Jones

1	1:26.921	+3.450
2	1:23.648	+0.177
3	<b>1:23.471</b>	
4	1:24.764	+1.293
5	1:26.288	+2.817
p6	1:40.282	+16.811

Joshua Underwood, Chief of Timing & Scoring

Orbits

Bob Anderson, Chief Steward / Marianne Rhodes, Chairman SOM

www.mylaps.com  
Licensed to: NER, SCCA



**New England Region  
John Stim Memorial Regional  
Official Race Result**



John Stim Memorial

**Sorted on Best Lap time**

Grp 7 - GT1-2-3,SPO,AS,T1-2,ITE-R-S,STU

Thompson Road Course - Long 1.700 miles

Race 1 #16-RQ-4244-S

10/7/2016 03:30 PM

Race started at 16:17:53

Pos	No.	Name	Class	Best Tm	Diff	Best Speed	In Lap	Make-Model	Sponsor
<b>GT1</b>									
1	38	John Branscombe	GT1	1:13.491		83.276	6	Chevrolet Corvette,	Colony Used Auto I
2	6	Douglas Valley	GT1	1:14.191	0.700	82.490	5	Ford Mustang Cobr	Catang Motorsport
<b>GT2</b>									
1	18	Dave Maynard	GT2	1:16.378		80.128	2	BMW 330/orange	3D Auto Works Inc
2	80	Maurizio Cerasoli	GT2	1:18.644	2.266	77.819	5	Porsche 944 Turbo,	MCRacing
Not classified									
DNS	44	Adam Strelczuk	GT2			-	0	Datsun 240Z GT2/f	
<b>ITE</b>									
1	28	Jacob van Gelder	ITE	1:20.953		75.599	12	Subaru WRX STI/W	American Express
2	54	Jeff Campbell	ITE	1:22.425	1.472	74.249	16	Porsche 964/Grey	
3	81	Zachary Slater	ITE	1:22.464	1.511	74.214	14	Porsche 944 Turbo,	
4	17	David Micciulla	ITE	1:29.500	8.547	68.380	11	Fiat Abarth/White	Lombardo Motorca
<b>ITR</b>									
1	73	Mark Ketenci	ITR	1:20.001		76.499	2	BMW 328 ci/blue	3D Autoworks
2	27	Anthony Serra	ITR	1:20.112	0.111	76.393	15	BMW 328i/Blue	Autotechnic/Mecca
3	26	Ken Hubbard	ITR	1:22.393	2.392	74.278	14	BMW 325/Blk	Auto Technic
4	56	Mike Frost	ITR	1:22.610	2.609	74.083	15	BMW 328i/Green	Vermont Eco Floor
5	51	Raymond Blethen	ITR	1:22.949	2.948	73.780	8	Mazda RX8/Blue/O	RST Performance F
6	46	Russ Jones	ITR	1:23.471	3.470	73.319	3	Porsche 944S2/red	
7	30	Thomas Kelly	ITR	1:23.813	3.812	73.020	12	BMW 328i/Yellow/E	Precision Motorspo
<b>ITS</b>									
1	117	Mark Gregory	ITS	1:22.495		74.186	15	Mazda Miata/Red\	Rosmar Racing
<b>SPO</b>									
1	4	John Hellmers	SPO	1:16.269		80.242	17	Chevrolet Cavalier/	
2	53	Doug Brown	SPO	1:21.753	5.484	74.860	7	BMW 325is/Blue	
<b>T1</b>									
1	#07	Daniel Preston	T1	1:18.573		77.889	4	Nissan 370Z/White	NESS
<b>T2</b>									
1	42	Michael Lavigne	T2	1:18.761		77.703	2	Ford Mustang GT/S	Auto Re-Nu-It Autc
2	5	Bob Demers	T2	1:22.952	4.191	73.778	13	Pontiac solstice gx	Midway Buick GMC

**Announcements**

Time Prov 1647 Time Final 1717

New Track Record (1:18.761) for T2 by Michael Lavigne.

New Track Record (1:18.573) for T1 by Daniel Preston.

New Track Record (1:13.491) for GT1 by John Branscombe.

Joshua Underwood, Chief of Timing & Scoring

Orbits

Bob Anderson, Chief Steward / Marianne Rhodes, Chairman SOM

www.mylaps.com  
Licensed to: NER, SCCA



**New England Region  
John Stim Memorial Regional  
Official Race Result**



John Stim Memorial

**Sorted on Best Lap time**

Grp 7 - GT1-2-3,SPO,AS,T1-2,ITE-R-S,STU

Thompson Road Course - Long 1.700 miles

Race 1 #16-RQ-4244-S

10/7/2016 03:30 PM

Race started at 16:17:53

Pos	No.	Name	Class	Best Tm	Diff	Best Speed	In Lap	Make-Model	Sponsor
3	13	Pasquale Bruno	T2	1:23.612	4.851	73.195	5	Cadillac CTS-V/Blac	MC Racing + Crow

**Announcements**

Time Prov 1647 Time Final 1717

New Track Record (1:18.761) for T2 by Michael Lavigne.

New Track Record (1:18.573) for T1 by Daniel Preston.

New Track Record (1:13.491) for GT1 by John Branscombe.

Joshua Underwood, Chief of Timing & Scoring

Orbits

Bob Anderson, Chief Steward / Marianne Rhodes, Chairman SOM

www.mylaps.com  
Licensed to: NER, SCCA



**New England Region  
John Stim Memorial Regional  
Official Race Result**



John Stim Memorial

**Sorted on Laps**

Grp 1 - FV, F5, FST, F6, FVCC

Thompson Road Course - Long 1.700 miles

Race 2 #16-RQ-4244-S

10/8/2016 09:00 AM

Race (13:00 and 1 Laps) started at 9:07:58

Pos	No.	Name	Class	Laps	Diff	Total Tm	Best Tm	Make-Model	Sponsor
1	22	Michael Hinkle	FV	11		15:12.019	1:21.545	BRD BRD/Yellc	
2	#05	Nicholas Galuardi	FV	11	0.089	15:12.108	1:21.280	Caldwell D-13,	Barrtune Racing
3	33	Tyler Reynolds	FV	11	2.069	15:14.088	1:21.929	Citation/yellow	Quixote Racing
4	4	Paul Faford	FV	11	43.735	15:55.754	1:24.198	Mysterian M2/	
5	46	Mitchell Baker	FV	11	44.265	15:56.284	1:24.586	Protoform FV/	LOL
6	#07	Chris Barry	FV	11	45.191	15:57.210	1:24.338	citation Formu	
7	71	Jeffrey Adams	FV	11	57.707	16:09.726	1:25.198	campbell motc	napa auto parts of sou'
8	55	Bruce Rodman	FV	11	1:12.159	16:24.178	1:25.851	Caracal D/blac	Tire Warehouse
9	32	Brian Kenney	FV	11	1:12.474	16:24.493	1:27.298	FV Predator/R	
10	75	Kevin O'Day	FV	11	1:17.310	16:29.329	1:23.591	Caldwell D-13,	Gulf
11	2	Robert Plencner	FV	11	1:21.799	16:33.818	1:28.024	Caracal C/Whi	
12	61	Walter Popiak	FV	11	2:09.336	17:21.355	1:22.938	CITATION 95v	LANGLAIS GROUP
13	49	Megan Gilkes	FV	10	1 Lap	14:21.798	1:24.877	BRD/Blac/Silve	Vallis Motor Sport
14	96	John Melican	FV	7	4 Laps	11:09.992	1:27.129	mysterian m3	

**Announcements**

Time Prov 0928 Time Final 0958

Margin of Victory	Avg. Speed	Best Lap Tm	Best Speed	Best Lap by
0.089	73.814	1:21.280	75.295	#05 - Nicholas Galuardi

Joshua Underwood, Chief of Timing & Scoring

Orbits

Bob Anderson, Chief Steward / Marianne Rhodes, Chairman SOM

www.mylaps.com  
Licensed to: NER, SCCA



**New England Region  
John Stim Memorial Regional  
Official Race Result**



John Stim Memorial

**Sorted on Laps**


Grp 1 - FV, F5, FST, F6, FVCC

Thompson Road Course - Long 1.700 miles

Race 2 #16-RQ-4244-S

10/8/2016 09:00 AM

Race (13:00 and 1 Laps) started at 9:07:58



Pos	No.	Name	Class	Laps	Diff	Total Tm	Best Tm	Make-Model	Sponsor
FV									
1	22	Michael Hinkle	FV	11		15:12.019	1:21.545	BRD BRD/Yellc	
2	#05	Nicholas Galuardi	FV	11	0.089	15:12.108	1:21.280	Caldwell D-13,	Barrtune Racing
3	33	Tyler Reynolds	FV	11	2.069	15:14.088	1:21.929	Citation/yellow	Quixote Racing
4	4	Paul Faford	FV	11	43.735	15:55.754	1:24.198	Mysterian M2/	
5	46	Mitchell Baker	FV	11	44.265	15:56.284	1:24.586	Protoform FV/	LOL
6	#07	Chris Barry	FV	11	45.191	15:57.210	1:24.338	citation Formu	
7	71	Jeffrey Adams	FV	11	57.707	16:09.726	1:25.198	campbell motc	napa auto parts of sou
8	55	Bruce Rodman	FV	11	1:12.159	16:24.178	1:25.851	Caracal D/blac	Tire Warehouse
9	32	Brian Kenney	FV	11	1:12.474	16:24.493	1:27.298	FV Predator/R	
10	75	Kevin O'Day	FV	11	1:17.310	16:29.329	1:23.591	Caldwell D-13,	Gulf
11	2	Robert Plencner	FV	11	1:21.799	16:33.818	1:28.024	Caracal C/Whi	
12	61	Walter Popiak	FV	11	2:09.336	17:21.355	1:22.938	CITATION 95V	LANGLAIS GROUP
13	49	Megan Gilkes	FV	10	1 Lap	14:21.798	1:24.877	BRD/Blac/Silve	Vallis Motor Sport
14	96	John Melican	FV	7	4 Laps	11:09.992	1:27.129	mysterian m3	

Announcements  
Time Prov 0928 Time Final 0958

Margin of Victory	Avg. Speed	Best Lap Tm	Best Speed	Best Lap by
0.089	73.814	1:21.280	75.295	#05 - Nicholas Galuardi

Joshua Underwood, Chief of Timing & Scoring Orbits  
Bob Anderson, Chief Steward / Marianne Rhodes, Chairman SOM

www.mylaps.com  
Licensed to: NER, SCCA



# John Stim Memorial

# Lapchart


Grp 1 - FV, F5, FST, F6, FVCC

Thompson Road Course - Long 1.700 miles

Race 2 #16-RQ-4244-S

10/8/2016 09:00 AM

Race (13:00 and 1 Laps) started at 9:07:58



## Competitors

## Laps

	0	1	2	3	4	5	6	7	8	9	10	11	
Michael Hinkle (22)	1	22	22	22	22	22	22	22	22	22	#05	22	22
Nicholas Galuardi (#05)	2	#05	#05	#05	#05	#05	#05	#05	#05	22	#05	#05	
Jeffrey Adams (71)	3	71	33	33	33	33	33	33	33	33	33	33	33
Tyler Reynolds (33)	4	33	71	49	49	49	49	49	61	61	75	4	
Kevin O'Day (75)	5	75	75	55	55	55	55	61	61	49	75	61	46
Chris Barry (#07)	6	#07	96	75	75	75	75	75	75	49	49	#07	
John Melican (96)	7	96	49	#07	61	61	61	55	46	46	46	4	71
Megan Gilkes (49)	8	49	#07	4	4	4	46	46	55	4	4	46	55
Bruce Rodman (55)	9	55	55	61	46	46	4	4	4	#07	#07	#07	32
Mitchell Baker (46)	10	46	4	46	#07	#07	#07	#07	#07	55	55	71	75
Paul Faford (4)	11	4	61	2	71	71	71	71	71	71	55	2	
Robert Plencner (2)	12	2	46	71	32	32	32	32	32	32	32	32	
Walter Popiak (61)	13	61	2	32	2	2	2	2	2	2	2	2	
Brian Kenney (32)	14	32	32	96	96	96	96	96	96				



# New England Region John Stim Memorial Regional Official Race Result



John Stim Memorial

Grp 1 - FV, F5, FST, F6, FVCC

Thompson Road Course - Long 1.700 miles

Race 2 #16-RQ-4244-S

10/8/2016 09:00 AM

Race (13:00 and 1 Laps) started at 9:07:58

(22) Michael Hinkle	9	1:25.428	+0.842	6	1:24.656	+1.065				
1	1:26.428	+4.883	10	<b>1:24.586</b>	7	1:24.002	+0.411			
2	1:23.696	+2.151	11	1:25.919	+1.333	8	<b>1:23.591</b>			
3	1:22.891	+1.346	(#07) Chris Barry	1	1:33.119	+8.781	9	1:24.196	+0.605	
4	1:22.656	+1.111	1	1:31.223	+6.885	10	1:24.536	+0.945		
5	1:22.322	+0.777	2	1:29.483	+5.145	11	2:08.453	+44.862		
6	1:22.595	+1.050	3	1:26.268	+1.930	(2) Robert Plencner	1	1:37.008	+8.984	
7	1:22.339	+0.794	4	1:25.637	+1.299	1	1:31.936	+3.912		
8	1:22.585	+1.040	5	1:25.832	+1.494	2	1:32.302	+4.278		
9	1:23.149	+1.604	6	1:24.601	+0.263	3	1:30.460	+2.436		
10	1:21.813	+0.268	7	1:25.584	+1.246	4	1:29.255	+1.231		
11	<b>1:21.545</b>		8	<b>1:24.338</b>		5	1:29.177	+1.153		
(#05) Nicholas Galuardi	9	1:24.884	+0.546	10	1:24.884	+0.546	6	1:28.813	+0.789	
1	1:27.609	+6.329	11	1:25.462	+1.124	11	1:28.370	+0.346		
2	1:23.361	+2.081	(71) Jeffrey Adams	1	1:31.267	+6.069	9	1:28.197	+0.173	
3	1:22.528	+1.248	1	1:40.836	+15.638	10	<b>1:28.024</b>			
4	1:22.308	+1.028	2	1:26.527	+1.329	11	1:28.634	+0.610		
5	1:22.283	+1.003	3	1:26.080	+0.882	(61) Walter Popiak	1	1:35.092	+12.154	
6	1:22.622	+1.342	4	1:25.816	+0.618	1	1:28.628	+5.690		
7	1:22.256	+0.976	5	1:26.125	+0.927	2	1:26.201	+3.263		
8	1:22.436	+1.156	6	1:26.200	+1.002	3	1:24.587	+1.649		
9	1:23.053	+1.773	7	1:26.108	+0.910	4	1:23.724	+0.786		
10	1:22.248	+0.968	8	<b>1:25.198</b>		5	1:24.349	+1.411		
11	<b>1:21.280</b>		9	1:25.477	+0.279	6	<b>1:22.938</b>			
(33) Tyler Reynolds	10	1:29.760	+4.562	11	1:29.760	+4.562	7	1:24.141	+1.203	
1	1:29.140	+7.211	(55) Bruce Rodman	1	1:32.920	+7.069	8	1:24.627	+1.689	
2	1:23.360	+1.431	1	1:26.811	+0.960	9	1:24.627	+1.689		
3	1:22.660	+0.731	2	1:25.937	+0.086	10	1:25.262	+2.324		
4	1:22.406	+0.477	3	<b>1:25.851</b>		(49) Megan Gilkes	1	1:31.248	+6.371	
5	1:22.862	+0.933	4	1:27.070	+1.219	1	1:27.662	+2.785		
6	1:22.164	+0.235	5	1:27.450	+1.599	2	1:26.005	+1.128		
7	1:22.120	+0.191	6	1:27.900	+2.049	3	1:25.442	+0.565		
8	1:22.459	+0.530	7	1:29.775	+3.924	4	1:25.339	+0.462		
9	<b>1:21.929</b>		8	1:29.505	+3.654	5	1:25.497	+0.620		
10	1:22.284	+0.355	9	1:35.569	+9.718	6	1:24.976	+0.099		
11	1:22.304	+0.375	10	1:34.247	+8.396	7	1:24.949	+0.072		
(4) Paul Faford	11	1:34.247	+8.396	(32) Brian Kenney	1	1:33.363	+6.065	8	1:24.916	+0.039
1	1:33.760	+9.562	1	1:29.276	+1.978	1	1:31.067	+3.938		
2	1:30.420	+6.222	2	1:28.052	+0.754	2	1:53.034	+25.905		
3	1:27.082	+2.884	3	1:27.543	+0.245	3	1:44.458	+17.329		
4	1:25.108	+0.910	4	1:27.956	+0.658	4	1:27.664	+0.535		
5	1:27.389	+3.191	5	1:27.768	+0.470	5	<b>1:27.129</b>			
6	1:25.659	+1.461	6	1:27.916	+0.618	6	1:28.142	+1.013		
7	1:24.781	+0.583	7	<b>1:27.298</b>		p7	1:37.658	+10.529		
8	1:26.453	+2.255	8	1:28.359	+1.061	(96) John Melican	1	1:31.067	+3.938	
9	<b>1:24.198</b>		9	1:27.866	+0.568	2	1:53.034	+25.905		
10	1:24.226	+0.028	10	1:28.660	+1.362	3	1:44.458	+17.329		
11	1:25.487	+1.289	(75) Kevin O'Day	1	1:31.227	+7.636	4	1:27.664	+0.535	
(46) Mitchell Baker	1	1:35.947	+11.361	2	1:31.177	+7.586	5	<b>1:27.129</b>		
1	1:35.947	+11.361	2	1:29.276	+1.978	6	1:28.142	+1.013		
2	1:29.213	+4.627	3	1:25.305	+1.714	7	1:25.497	+0.620		
3	1:26.664	+2.078	4	1:24.875	+1.284	8	1:24.949	+0.072		
4	1:24.674	+0.088	5	1:26.737	+3.146	9	1:24.916	+0.039		
5	1:26.729	+2.143				10	<b>1:24.877</b>			
6	1:25.507	+0.921				(96) John Melican	1	1:31.067	+3.938	
7	1:25.129	+0.543				2	1:53.034	+25.905		
8	1:25.306	+0.720				3	1:44.458	+17.329		

Joshua Underwood, Chief of Timing & Scoring

Orbits

Bob Anderson, Chief Steward / Marianne Rhodes, Chairman SOM

*Joshua Underwood*

www.mylaps.com  
Licensed to: NER, SCCA



**New England Region  
John Stim Memorial Regional  
Official Race Result**



John Stim Memorial

**Sorted on Best Lap time**

Grp 1 - FV, F5, FST, F6, FVCC

Thompson Road Course - Long 1.700 miles

Race 2 #16-RQ-4244-S

10/8/2016 09:00 AM

Race (13:00 and 1 Laps) started at 9:07:58

Pos	No.	Name	Class	Best Tm	Diff	Best Speed	In Lap	Make-Model	Sponsor
FV									
1	#05	Nicholas Galuardi	FV	1:21.280		75.295	11	Caldwell D-13/red	Barrtune Racing
2	22	Michael Hinkle	FV	1:21.545	0.265	75.051	11	BRD BRD/Yellow	
3	33	Tyler Reynolds	FV	1:21.929	0.649	74.699	9	Citation/yellow	Quixote Racing
4	61	Walter Popiak	FV	1:22.938	1.658	73.790	7	CITATION 95V/REI	LANGLAIS GROUP
5	75	Kevin O'Day	FV	1:23.591	2.311	73.214	8	Caldwell D-13/Blue	Gulf
6	4	Paul Faford	FV	1:24.198	2.918	72.686	9	Mysterian M2/Blue	
7	#07	Chris Barry	FV	1:24.338	3.058	72.565	9	citation Formula Ve	
8	46	Mitchell Baker	FV	1:24.586	3.306	72.352	10	Protoform FV/Navy	LOL
9	49	Megan Gilkes	FV	1:24.877	3.597	72.104	10	BRD/Blac/Silver	Vallis Motor Sport
10	71	Jeffrey Adams	FV	1:25.198	3.918	71.833	9	campbell motorspo	napa auto parts of
11	55	Bruce Rodman	FV	1:25.851	4.571	71.286	4	Caracal D/black/ye	Tire Warehouse
12	96	John Melican	FV	1:27.129	5.849	70.241	5	mysterian m3 fv/re	
13	32	Brian Kenney	FV	1:27.298	6.018	70.105	8	FV Predator/Red	
14	2	Robert Plencner	FV	1:28.024	6.744	69.526	10	Caracal C/White	

**Announcements**

Time Prov 0928 Time Final 0958

Joshua Underwood, Chief of Timing & Scoring

Orbits

Bob Anderson, Chief Steward / Marianne Rhodes, Chairman SOM

www.mylaps.com  
Licensed to: NER, SCCA



**New England Region  
John Stim Memorial Regional  
Official Race Result**



John Stim Memorial

**Sorted on Laps**

Grp 2 - IT7, SM2, STL

Thompson Road Course - Long 1.700 miles

Race 2 #16-RQ-4244-S

10/8/2016 09:20 AM

Race (13:00 and 1 Laps) started at 9:37:57

Pos	No.	Name	Class	Laps	Diff	Total Tm	Best Tm	Make-Model	Sponsor
1	18	Evan Karl	SM2	11		15:18.356	1:22.670	Mazda Miata/v	BK Motorsports
2	117	Mark Gregory	STL	11	0.498	15:18.854	1:22.564	Mazda Miata/F	Rosmar Racing
3	70	Jimmy Locke	SM2	11	3.764	15:22.120	1:22.790	Mazda Miata/r	NorthEast Earth Mecha
4	#09	Jesse Schmidt	SM2	11	3.978	15:22.334	1:22.373	Mazda Miata/F	Rossini Racing Product
5	16	Rob Sturgis	STL	11	6.990	15:25.346	1:22.602	Mazda Miata/E	G&M Services/Lowrider
6	73	Xiang Li	SM2	11	7.902	15:26.258	1:22.834	Mazda Spec M	
7	129	John Raudat	STL	11	17.178	15:35.534	1:22.924	Mazda Miata/t	
8	#08	Robert Karl Jr.	SM2	11	17.455	15:35.811	1:23.331	Mazda Miata/y	BK Motorsports
9	37	Abhi Ghatak	STL	11	21.749	15:40.105	1:23.710	Mazda Miata/v	Kessler Engineering
10	1	Doug Fisher	STL	11	27.498	15:45.854	1:24.057	Mazda Miata/E	Father Daughter Racing
11	17	Whitfield Gregg	STL	11	28.062	15:46.418	1:24.794	Mazda Miata/E	Flatout Motorsports
12	144	Dave Kuchrawy	STL	11	28.392	15:46.748	1:23.933	Mazda Miata/E	
13	14	Keith Knickerbocker	SM2	11	31.655	15:50.011	1:24.778	Mazda Miata/t	Knickerbocker by Desig
14	4	Glenn Lawton	STL	11	35.023	15:53.379	1:23.147	Mazda RX-7/w	Granite State Manufact
15	30	Tom Bogar	SM2	11	36.261	15:54.617	1:24.144	Mazda Miata/E	AUTEX MAZDA KEENE
16	38	Hunter Bogar	SM2	11	39.317	15:57.673	1:24.497	Mazda Miata/r	Autex Mazda
17	149	Joe Schubert	STL	11	41.524	15:59.880	1:24.746	Mazda Miata/s	EY Flatout Motorsport
18	13	Robert Reed	STL	11	48.874	16:07.230	1:24.537	Mazda Miata/C	LTD Racing
19	33	Rebecca Harvey	SM2	11	57.315	16:15.671	1:26.061	Mazda Miata/E	Road Rebels
20	90	Kent Vaccaro	STL	11	57.481	16:15.837	1:25.738	Mazda Miata/E	Flatout Motorsports
21	#02	Pratt Tanner	SM2	11	57.928	16:16.284	1:26.203	Mazda Miata/v	
22	77	Daniel Sheppard	IT7	11	1:04.916	16:23.272	1:27.197	Mazda RX7/pu	it7racing.com
23	89	Anthony Vaccaro	STL	11	1:11.638	16:29.994	1:27.475	Mazda Miata/E	Flatout motorsports
24	96	Seth Duval	SM2	11	1:13.071	16:31.427	1:26.750	Mazda Miata/v	Big Boy's Toys LLC
25	#06	Jeff Longo	SM2	11	1:13.166	16:31.522	1:26.322	Mazda Miata/r	LTD Racing / Marbledal
26	81	JB Swan	IT7	11	1:18.541	16:36.897	1:28.185	Mazda RX-7/bl	R&S Redco
27	#07	Jason Carroll	IT7	11	1:20.278	16:38.634	1:28.613	Mazda RX-7/w	IT7racing.com
28	#00	Ryan Duke	SM2	11	1:25.260	16:43.616	1:26.942	Mazda Miata/E	
29	3	Serge Lentz	IT7	11	1:25.351	16:43.707	1:28.725	Mazda RX7/Re	Driver Skills Developme
30	#04	Joseph Chimbolo	SM2	11	1:50.088	17:08.444	1:27.646	Mazda Miata/v	Kit Kat's Ice Cream
31	41	Peter Morrison	STL	10	1 Lap	15:22.663	1:28.322	Mazda Miata/t	Deja Vu Motorsports
32	23	Tom Masiero	SM2	10	1 Lap	15:31.321	1:28.161	Mazda Miata/F	
33	43	Wendy Cappola	STL	10	1 Lap	16:02.307	1:32.317	Mazda 1994 M	She Racing Flatout Mc

**Announcements**

Time Prov 0956 Time Final 1046

New Track Record (1:22.373) for SM2 by Jesse Schmidt.

#34 ineligible for points per CS

Margin of Victory	Avg. Speed	Best Lap Tm	Best Speed	Best Lap by
0.498	73.305	1:20.547	75.980	34 - Matthew Koskinen

Joshua Underwood, Chief of Timing & Scoring

Orbits

Bob Anderson, Chief Steward / Marianne Rhodes, Chairman SOM

www.mylaps.com

Licensed to: NER, SCCA

Page 1/2



**New England Region  
John Stim Memorial Regional  
Official Race Result**



John Stim Memorial

**Sorted on Laps**

Grp 2 - IT7, SM2, STL

Thompson Road Course - Long 1.700 miles

Race 2 #16-RQ-4244-S

10/8/2016 09:20 AM

Race (13:00 and 1 Laps) started at 9:37:57

Pos	No.	Name	Class	Laps	Diff	Total Tm	Best Tm	Make-Model	Sponsor
34	177	Isaac Miskoe	SM2	10	1 Lap	16:02.610	1:32.315	Mazda Miata/γ	WhoopAss Race Fuel
35	171	Robert Beaulieu	IT7	10	1 Lap	16:15.949	1:34.287	Mazda rx-7/Bl	Beaulieu advertising ar
36	7	Cy Peake	STL	5	6 Laps	7:36.634	1:24.355	Mazda Miata/ç	LTD Racing
37	34	Matthew Koskinen	STL	11	3.010	15:21.366	1:20.547	Mazda MX5/W	JMK Motorsports
38	35	Dominic Karl	SM2	4	7 Laps	6:09.729	1:25.818	Mazda Miata/F	BK Motorsports
39	20	Robert Karl	SM2	11 Laps		3.487		Mazda Miata/v	BK Motorsports

**Announcements**

Time Prov 0956 Time Final 1046  
New Track Record (1:22.373) for SM2 by Jesse Schmidt.  
#34 ineligible for points per CS

Margin of Victory	Avg. Speed	Best Lap Tm	Best Speed	Best Lap by
0.498	73.305	1:20.547	75.980	34 - Matthew Koskinen

Joshua Underwood, Chief of Timing & Scoring

Orbits

Bob Anderson, Chief Steward / Marianne Rhodes, Chairman SOM

www.mylaps.com  
Licensed to: NER, SCCA  
Page 2/2



**New England Region  
John Stim Memorial Regional  
Official Race Result**



John Stim Memorial

**Sorted on Laps**

Grp 2 - IT7, SM2, STL

Thompson Road Course - Long 1.700 miles

Race 2 #16-RQ-4244-S

10/8/2016 09:20 AM

Race (13:00 and 1 Laps) started at 9:37:57

Pos	No.	Name	Class	Laps	Diff	Total Tm	Best Tm	Make-Model	Sponsor
<b>IT7</b>									
1	77	Daniel Sheppard	IT7	11		16:23.272	1:27.197	Mazda RX7/pu	it7racing.com
2	81	JB Swan	IT7	11	13.625	16:36.897	1:28.185	Mazda RX-7/bl	R&S Redco
3	#07	Jason Carroll	IT7	11	15.362	16:38.634	1:28.613	Mazda RX-7/w	IT7racing.com
4	3	Serge Lentz	IT7	11	20.435	16:43.707	1:28.725	Mazda RX7/Re	Driver Skills Developme
5	171	Robert Beaulieu	IT7	10	1 Lap	16:15.949	1:34.287	Mazda rx-7/Bl	Beaulieu advertising ar
<b>SM2</b>									
1	18	Evan Karl	SM2	11		15:18.356	1:22.670	Mazda Miata/v	BK Motorsports
2	70	Jimmy Locke	SM2	11	3.764	15:22.120	1:22.790	Mazda Miata/r	NorthEast Earth Mecha
3	#09	Jesse Schmidt	SM2	11	3.978	15:22.334	1:22.373	Mazda Miata/F	Rossini Racing Product
4	73	Xiang Li	SM2	11	7.902	15:26.258	1:22.834	Mazda Spec M	
5	#08	Robert Karl Jr.	SM2	11	17.455	15:35.811	1:23.331	Mazda Miata/y	BK Motorsports
6	14	Keith Knickerbocker	SM2	11	31.655	15:50.011	1:24.778	Mazda Miata/t	Knickerbocker by Desig
7	30	Tom Bogar	SM2	11	36.261	15:54.617	1:24.144	Mazda Miata/E	AUTEX MAZDA KEENE
8	38	Hunter Bogar	SM2	11	39.317	15:57.673	1:24.497	Mazda Miata/r	Autex Mazda
9	33	Rebecca Harvey	SM2	11	57.315	16:15.671	1:26.061	Mazda Miata/E	Road Rebels
10	#02	Pratt Tanner	SM2	11	57.928	16:16.284	1:26.203	Mazda Miata/v	
11	96	Seth Duval	SM2	11	1:13.071	16:31.427	1:26.750	Mazda Miata/v	Big Boy's Toys LLC
12	#06	Jeff Longo	SM2	11	1:13.166	16:31.522	1:26.322	Mazda Miata/r	LTD Racing / Marbledal
13	#00	Ryan Duke	SM2	11	1:25.260	16:43.616	1:26.942	Mazda Miata/E	
14	#04	Joseph Chimbolo	SM2	11	1:50.088	17:08.444	1:27.646	Mazda Miata/v	Kit Kat's Ice Cream
15	23	Tom Masiero	SM2	10	1 Lap	15:31.321	1:28.161	Mazda Miata/F	
16	177	Isaac Miskoe	SM2	10	1 Lap	16:02.610	1:32.315	Mazda Miata/y	WhoopAss Race Fuel
17	35	Dominic Karl	SM2	4	7 Laps	6:09.729	1:25.818	Mazda Miata/F	BK Motorsports
18	20	Robert Karl	SM2		11 Laps	3.487		Mazda Miata/v	BK Motorsports
<b>STL</b>									
1	117	Mark Gregory	STL	11		15:18.854	1:22.564	Mazda Miata/F	Rosmar Racing
2	16	Rob Sturgis	STL	11	6.492	15:25.346	1:22.602	Mazda Miata/E	G&M Services/Lowrider
3	129	John Raudat	STL	11	16.680	15:35.534	1:22.924	Mazda Miata/t	
4	37	Abhi Ghatak	STL	11	21.251	15:40.105	1:23.710	Mazda Miata/v	Kessler Engineering

**Announcements**

Time Prov 0956 Time Final 1046

New Track Record (1:22.373) for SM2 by Jesse Schmidt.

#34 ineligible for points per CS

Margin of Victory	Avg. Speed	Best Lap Tm	Best Speed	Best Lap by
0.498	73.305	1:20.547	75.980	34 - Matthew Koskinen

Joshua Underwood, Chief of Timing & Scoring

Orbits

Bob Anderson, Chief Steward / Marianne Rhodes, Chairman SOM

www.mylaps.com

Licensed to: NER, SCCA



**New England Region  
John Stim Memorial Regional  
Official Race Result**



John Stim Memorial

**Sorted on Laps**

Grp 2 - IT7, SM2, STL

Thompson Road Course - Long 1.700 miles

Race 2 #16-RQ-4244-S

10/8/2016 09:20 AM

Race (13:00 and 1 Laps) started at 9:37:57

Pos	No.	Name	Class	Laps	Diff	Total Tm	Best Tm	Make-Model	Sponsor
5	1	Doug Fisher	STL	11	27.000	15:45.854	1:24.057	Mazda Miata/E	Father Daughter Racing
6	17	Whitfield Gregg	STL	11	27.564	15:46.418	1:24.794	Mazda Miata/E	Flatout Motorsports
7	144	Dave Kuchrawy	STL	11	27.894	15:46.748	1:23.933	Mazda Miata/E	
8	4	Glenn Lawton	STL	11	34.525	15:53.379	1:23.147	Mazda RX-7/w	Granite State Manufact
9	149	Joe Schubert	STL	11	41.026	15:59.880	1:24.746	Mazda Miata/S	EY Flatout Motorsports
10	13	Robert Reed	STL	11	48.376	16:07.230	1:24.537	Mazda Miata/C	LTD Racing
11	90	Kent Vaccaro	STL	11	56.983	16:15.837	1:25.738	Mazda Miata/E	Flatout Motorsports
12	89	Anthony Vaccaro	STL	11	1:11.140	16:29.994	1:27.475	Mazda Miata/E	Flatout motorsports
13	41	Peter Morrison	STL	10	1 Lap	15:22.663	1:28.322	Mazda Miata/t	Deja Vu Motorsports
14	43	Wendy Cappola	STL	10	1 Lap	16:02.307	1:32.317	Mazda 1994 M	She Racing Flatout Mc
15	7	Cy Peake	STL	5	6 Laps	7:36.634	1:24.355	Mazda Miata/c	LTD Racing
16	34	Matthew Koskinen	STL	11	2.512	15:21.366	1:20.547	Mazda MX5/W	JMK Motorsports

**Announcements**

Time Prov 0956 Time Final 1046  
New Track Record (1:22.373) for SM2 by Jesse Schmidt.  
#34 ineligible for points per CS

Margin of Victory	Avg. Speed	Best Lap Tm	Best Speed	Best Lap by
0.498	73.305	1:20.547	75.980	34 - Matthew Koskinen

Joshua Underwood, Chief of Timing & Scoring

Orbits

Bob Anderson, Chief Steward / Marianne Rhodes, Chairman SOM

www.mylaps.com  
Licensed to: NER, SCCA



# John Stim Memorial

# Lapchart


Grp 2 - IT7, SM2, STL

Thompson Road Course - Long 1.700 miles

Race 2 #16-RQ-4244-S

10/8/2016 09:20 AM

Race (13:00 and 1 Laps) started at 9:37:57



Competitors	Laps												
	0	1	2	3	4	5	6	7	8	9	10	11	
Mark Gregory (117)	1	117	117	117	117	117	117	117	117	117	18	18	18
Evan Karl (18)	2	18	18	18	18	18	18	18	18	117	117	117	117
Jesse Schmidt (#09)	3	#09	70	70	70	70	70	70	70	70	70	34	34
Jimmy Locke (70)	4	70	#09	#09	#09	#09	#09	#09	#09	#09	34	70	70
Abhi Ghatak (37)	5	37	37	73	73	73	73	16	16	34	34	#09	#09
Rob Sturgis (16)	6	16	73	16	16	16	16	73	73	16	16	16	16
Robert Karl Jr. (#08)	7	#08	16	#08	#08	#08	#08	34	34	73	73	73	73
Xiang Li (73)	8	73	#08	37	37	37	129	#08	#08	#08	129	129	129
John Raudat (129)	9	129	17	17	129	129	37	129	129	129	#08	#08	#08
Whitfield Gregg (17)	10	17	129	129	17	34	34	37	37	37	37	37	37
Doug Fisher (1)	11	1	1	1	1	17	17	17	17	17	17	1	1
Keith Knickerbocker (14)	12	14	77	14	14	1	1	1	1	1	1	17	17
Daniel Sheppard (77)	13	77	14	144	34	14	144	144	144	144	144	144	144
Robert Karl (20)	14	20	144	77	144	144	14	14	14	14	14	14	14
Dave Kuchrawy (144)	15	144	35	34	77	77	77	149	38	38	4	4	4
Dominic Karl (35)	16	35	149	149	149	149	149	38	30	30	30	30	30
Jeff Longo (#06)	17	#06	33	35	35	38	38	30	4	4	38	38	38
Joe Schubert (149)	18	149	#02	33	38	30	30	4	149	149	149	149	149
Pratt Tanner (#02)	19	#02	34	#02	33	4	4	77	77	13	13	13	13
Ryan Duke (#00)	20	#00	90	90	30	33	33	33	13	77	33	33	33
Kent Vaccaro (90)	21	90	81	38	#02	#02	#02	13	33	33	77	#02	90
Seth Duval (96)	22	96	3	30	4	90	13	#02	#02	#02	#02	90	#02
Rebecca Harvey (33)	23	33	38	81	90	13	90	90	90	90	90	77	77
Anthony Vaccaro (89)	24	89	30	3	81	35	7	3	89	89	89	89	89
JB Swan (81)	25	81	96	4	13	81	81	89	3	96	96	96	96
Serge Lentz (3)	26	3	#07	96	3	3	3	96	96	81	#06	#06	#06
Peter Morrison (41)	27	41	4	89	89	7	89	81	81	#06	81	81	81
Jason Carroll (#07)	28	#07	89	13	96	89	96	#07	#07	#07	#07	#07	#07
Isaac Miskoe (177)	29	177	13	#07	7	96	#07	#06	#06	3	3	3	#00
Matthew Koskinen (34)	30	34	41	7	#07	#07	#06	#00	#00	#04	#00	#00	3



# New England Region John Stim Memorial Regional Official Race Result



John Stim Memorial

Grp 2 - IT7, SM2, STL

Thompson Road Course - Long 1.700 miles

Race 2 #16-RQ-4244-S

10/8/2016 09:20 AM

Race (13:00 and 1 Laps) started at 9:37:57

<u>(18) Evan Karl</u>			<u>(73) Xiang Li</u>			<u>(17) Whitfield Gregg</u>			<u>(38) Hunter Bogar</u>			<u>(90) Kent Vaccaro</u>		
1	1:27.609	+4.939	9	1:22.617	+0.015	6	<b>1:24.057</b>		3	1:25.323	+1.179	1	1:36.984	+11.246
2	1:23.913	+1.243	10	1:22.801	+0.199	7	1:24.703	+0.646	4	1:25.310	+1.166	2	1:29.213	+3.475
3	1:23.182	+0.512	11	1:22.815	+0.213	8	1:25.406	+1.349	5	1:24.193	+0.049	3	1:28.972	+3.234
4	1:23.021	+0.351				9	1:26.457	+2.400	6	1:25.104	+0.960	4	1:27.669	+1.931
5	1:23.147	+0.477				10	1:24.951	+0.894	7	1:25.152	+1.008	5	1:28.991	+3.253
6	1:22.812	+0.142				11	1:24.963	+0.906	8	1:24.283	+0.139	6	1:27.135	+1.397
7	1:23.373	+0.703							9	1:24.539	+0.395	7	1:26.496	+0.758
8	1:22.920	+0.250							10	<b>1:24.144</b>		8	<b>1:25.738</b>	
9	1:22.762	+0.092							11	1:24.459	+0.315	9	1:27.110	+1.372
10	<b>1:22.670</b>											10	1:26.619	+0.881
11	1:22.820	+0.150										11	1:26.532	+0.794
<u>(117) Mark Gregory</u>			<u>(129) John Raudat</u>			<u>(144) Dave Kuchrawy</u>			<u>(149) Joe Schubert</u>			<u>(#02) Pratt Tanner</u>		
1	1:27.429	+4.865	1	1:30.843	+7.919	1	1:31.764	+7.831	1	1:34.869	+10.123	1	1:36.429	+10.226
2	1:23.852	+1.288	2	1:24.978	+2.054	2	1:25.836	+1.903	2	1:27.077	+2.580	2	1:28.856	+2.653
3	1:23.175	+0.611	3	1:24.588	+1.664	3	1:25.589	+1.656	3	1:28.180	+3.434	3	1:28.253	+2.050
4	1:23.137	+0.573	4	1:23.236	+0.312	4	1:25.543	+1.610	4	1:25.765	+1.019	4	1:28.978	+2.775
5	1:22.950	+0.386	5	1:23.882	+0.958	5	1:25.051	+1.118	5	1:25.724	+0.978	5	1:28.271	+2.068
6	1:22.717	+0.153	6	1:23.518	+0.594	6	<b>1:24.933</b>		6	1:24.788	+0.291	6	1:27.352	+1.149
7	1:23.568	+1.004	7	<b>1:22.924</b>		7	1:24.174	+0.241	7	1:24.862	+0.365	7	<b>1:26.203</b>	
8	1:22.930	+0.366	8	1:25.546	+2.622	8	1:24.375	+0.442	8	<b>1:24.497</b>		8	1:26.818	+0.615
9	1:23.566	+1.002	9	1:24.544	+1.620	9	1:26.672	+2.739	9	1:26.110	+1.613	9	1:27.323	+1.120
10	<b>1:22.564</b>		10	1:24.140	+1.216	10	1:25.327	+1.394	10	1:24.788	+0.291	10	1:26.589	+0.386
11	1:22.966	+0.402	11	1:24.830	+1.906	11	1:24.884	+0.090	11	1:25.653	+1.156	11	1:27.201	+0.998
<u>(70) Jimmy Locke</u>			<u>(#08) Robert Karl Jr.</u>			<u>(14) Keith Knickerbocker</u>			<u>(13) Robert Reed</u>			<u>(77) Daniel Sheppard</u>		
1	1:28.169	+5.379	1	1:29.876	+6.545	1	1:31.832	+7.054	1	1:39.289	+14.752	1	1:31.499	+4.302
2	1:23.293	+0.503	2	1:25.280	+1.949	2	1:25.468	+0.690	2	1:28.581	+4.044	2	1:28.553	+1.356
3	1:23.193	+0.403	3	1:24.615	+1.284	3	1:25.878	+1.100	3	1:26.545	+2.008	3	1:27.876	+0.679
4	1:23.290	+0.500	4	1:23.638	+0.307	4	1:25.811	+1.033	4	1:25.646	+1.109	4	<b>1:27.197</b>	
5	1:23.750	+0.960	5	1:23.954	+0.623	5	1:25.904	+1.126	5	1:26.261	+1.724	5	1:28.209	+1.012
6	1:22.945	+0.155	6	1:23.906	+0.575	6	<b>1:24.778</b>		6	1:25.910	+1.373	6	1:30.290	+3.093
7	1:23.731	+0.941	7	<b>1:23.331</b>		7	1:25.143	+0.365	7	1:26.772	+2.026	7	1:27.278	+0.081
8	1:23.753	+0.963	8	1:25.456	+2.125	8	1:24.856	+0.078	8	<b>1:24.746</b>		8	1:28.735	+1.538
9	1:22.800	+0.010	9	1:25.344	+2.013	9	1:25.844	+1.066	9	1:25.493	+0.747	9	1:29.540	+2.343
10	<b>1:22.790</b>		10	1:24.153	+0.822	10	1:26.549	+1.771	10	1:25.263	+0.517	10	1:30.657	+3.460
11	1:23.785	+0.995	11	1:24.808	+1.477	11	1:24.917	+0.984	11	1:25.932	+1.186	11	1:30.297	+3.100
<u>(#09) Jesse Schmidt</u>			<u>(37) Abhi Ghatak</u>			<u>(4) Glenn Lawton</u>			<u>(33) Rebecca Harvey</u>			<u>(89) Anthony Vaccaro</u>		
1	1:28.381	+6.008	1	1:28.857	+5.147	1	1:39.715	+16.568	1	1:35.421	+9.360	1	1:43.165	+15.690
2	1:23.349	+0.976	2	1:27.406	+3.696	2	1:27.748	+4.601	2	1:28.823	+2.762	2	1:28.699	+1.224
3	1:23.386	+1.013	3	1:24.503	+0.793	3	1:24.635	+1.488	3	1:27.846	+1.785	3	1:27.597	+0.122
4	1:23.107	+0.734	4	<b>1:23.710</b>		4	1:25.017	+1.870	4	1:29.461	+3.400	4	1:28.399	+0.924
5	1:24.267	+1.894	5	1:25.396	+1.686	5	1:23.494	+0.347	5	1:25.091	+0.554	5	1:28.691	+1.216
6	<b>1:22.373</b>		6	1:23.922	+0.212	6	1:24.746	+1.599	6	1:24.724	+0.187	6	1:28.651	+1.176
7	1:23.849	+1.476	7	1:24.386	+0.676	7	1:25.779	+2.632	7	1:24.884	+2.347	7	1:27.983	+0.508
8	1:23.729	+1.356	8	1:25.902	+2.192	8	1:23.285	+0.138	8	1:26.773	+0.236	8	<b>1:27.475</b>	
9	1:23.497	+1.124	9	1:25.923	+2.213	9	1:23.811	+1.033	9	1:24.773	+0.236	9	1:27.548	+0.073
10	1:22.603	+0.230	10	1:24.362	+0.652	10	1:24.957	+0.179	10	1:24.773	+0.236	10	1:27.551	+0.076
11	1:23.200	+0.827	11	1:24.652	+0.942				11	1:26.884	+2.347	11	1:29.408	+1.933
<u>(16) Rob Sturgis</u>			<u>(1) Doug Fisher</u>			<u>(30) Tom Bogar</u>						<u>(96) Seth Duval</u>		
1	1:29.472	+6.870	1	1:30.523	+6.466	1	1:36.671	+12.527				1	1:40.925	+14.175
2	1:24.537	+1.935	2	1:26.090	+2.033	2	1:27.500	+3.356				2	1:29.745	+2.995
3	1:25.052	+2.450	3	1:25.385	+1.328							3	1:29.626	+2.876
4	1:23.157	+0.555	4	1:25.668	+1.611							4	1:29.031	+2.281
5	1:23.427	+0.825	5	1:24.716	+0.659							5	1:28.131	+1.381
6	<b>1:22.602</b>											6	1:29.282	+2.532
7	1:22.714	+0.112										7	1:28.480	+1.730
8	1:24.826	+2.224										8	1:29.964	+3.214
												9	1:28.074	+1.324

Joshua Underwood, Chief of Timing & Scoring

Bob Anderson, Chief Steward / Marianne Rhodes, Chairman SOM

*Joshua Underwood*

www.mylaps.com  
Licensed to: NER, SCCA



# New England Region John Stim Memorial Regional Official Race Result



John Stim Memorial

Grp 2 - IT7, SM2, STL

Thompson Road Course - Long 1.700 miles

Race 2 #16-RQ-4244-S

10/8/2016 09:20 AM

Race (13:00 and 1 Laps) started at 9:37:57

10	1:26.889	+0.139	7	1:29.429	+0.704	7	1:34.570	+2.255
11	<b>1:26.750</b>		8	1:35.717	+6.992	8	1:33.194	+0.879
			9	1:30.710	+1.985	9	1:32.716	+0.401
(#06) Jeff Longo			10	1:29.200	+0.475	10	<b>1:32.315</b>	
1	1:53.449	+27.127	11	<b>1:28.725</b>				
2	1:32.471	+6.149				(171) Robert Beaulieu		
3	1:27.801	+1.479	(#04) Joseph Chimbolo			1	1:48.226	+13.939
4	1:26.810	+0.488	1	1:42.837	+15.191	2	1:35.934	+1.647
5	1:27.854	+1.532	2	1:32.973	+5.327	3	<b>1:34.287</b>	
6	1:27.075	+0.753	3	1:31.248	+3.602	4	1:34.892	+0.605
7	1:26.547	+0.225	4	1:28.717	+1.071	5	1:34.289	+0.002
8	1:26.363	+0.041	5	1:30.907	+3.261	6	1:35.528	+1.241
9	<b>1:26.322</b>		6	1:29.039	+1.393	7	1:35.714	+1.427
10	1:26.594	+0.272	7	1:27.946	+0.300	8	1:35.752	+1.465
11	1:26.483	+0.161	8	1:29.412	+1.766	9	1:36.904	+2.617
			9	1:28.679	+1.033	10	1:36.799	+2.512
(81) JB Swan			10	<b>1:27.646</b>				
1	1:37.617	+9.432	p11	1:50.944	+23.298	(7) Cy Peake		
2	1:30.001	+1.816				1	1:44.048	+19.693
3	1:29.727	+1.542	(41) Peter Morrison			2	1:26.909	+2.554
4	1:29.482	+1.297	1	1:44.977	+16.655	3	1:24.993	+0.638
5	1:29.245	+1.060	2	1:34.233	+5.911	4	1:25.755	+1.400
6	1:30.794	+2.609	3	1:33.759	+5.437	5	<b>1:24.355</b>	
7	1:29.591	+1.406	4	1:29.532	+1.210			
8	1:29.221	+1.036	5	1:28.867	+0.545	(34) Matthew Koskinen		
9	1:29.118	+0.933	6	1:28.696	+0.374	1	1:34.396	+13.849
10	<b>1:28.185</b>		7	1:28.351	+0.029	2	1:23.618	+3.071
11	1:28.994	+0.809	8	1:29.196	+0.874	3	1:21.981	+1.434
			9	<b>1:28.322</b>		4	1:22.278	+1.731
(#07) Jason Carroll			10	1:31.278	+2.956	5	1:22.285	+1.738
1	1:40.744	+12.131				6	1:21.462	+0.915
2	1:30.235	+1.622	(23) Tom Masiero			7	<b>1:20.547</b>	
3	1:29.676	+1.063	1	1:47.786	+19.625	8	1:22.482	+1.935
4	1:28.846	+0.233	2	1:35.761	+7.600	9	1:21.008	+0.461
5	1:28.959	+0.346	3	1:33.331	+5.170	10	1:21.895	+1.348
6	1:29.559	+0.946	4	1:31.966	+3.805	11	1:22.908	+2.361
7	<b>1:28.613</b>		5	1:29.708	+1.547			
8	1:29.504	+0.891	6	1:28.977	+0.816	(35) Dominic Karl		
9	1:28.647	+0.034	7	1:28.871	+0.710	1	1:34.031	+8.213
10	1:28.939	+0.326	8	1:29.331	+1.170	2	1:29.636	+3.818
11	1:28.773	+0.160	9	1:30.052	+1.891	3	<b>1:25.818</b>	
			10	<b>1:28.161</b>		p4	1:36.515	+10.697
(#00) Ryan Duke								
1	1:49.334	+22.392	(43) Wendy Cappola					
2	1:31.300	+4.358	1	1:47.993	+15.676			
3	1:31.200	+4.258	2	1:35.813	+3.496			
4	1:28.099	+1.157	3	1:33.527	+1.210			
5	1:30.715	+3.773	4	1:33.815	+1.498			
6	1:28.209	+1.267	5	1:33.304	+0.987			
7	1:28.240	+1.298	6	<b>1:32.317</b>				
8	1:29.956	+3.014	7	1:36.871	+4.554			
9	1:28.206	+1.264	8	1:34.031	+1.714			
10	1:27.205	+0.263	9	1:33.661	+1.344			
11	<b>1:26.942</b>		10	1:34.329	+2.012			
(3) Serge Lentz			(177) Isaac Miskoe					
1	1:38.175	+9.450	1	1:49.990	+17.675			
2	1:30.853	+2.128	2	1:35.798	+3.483			
3	1:29.297	+0.572	3	1:34.408	+2.093			
4	1:28.738	+0.013	4	1:34.670	+2.355			
5	1:28.745	+0.020	5	1:34.245	+1.930			
6	1:28.925	+0.200	6	1:34.466	+2.151			

Joshua Underwood, Chief of Timing & Scoring

Orbits

Bob Anderson, Chief Steward / Marianne Rhodes, Chairman SOM

www.mylaps.com  
Licensed to: NER, SCCA



**New England Region  
John Stim Memorial Regional  
Official Race Result**



John Stim Memorial

**Sorted on Best Lap time**

Grp 2 - IT7, SM2, STL

Thompson Road Course - Long 1.700 miles

Race 2 #16-RQ-4244-S

10/8/2016 09:20 AM

Race (13:00 and 1 Laps) started at 9:37:57

Pos	No.	Name	Class	Best Tm	Diff	Best Speed	In Lap	Make-Model	Sponsor
<b>IT7</b>									
1	77	Daniel Sheppard	IT7	1:27.197		70.186	4	Mazda RX7/purple	it7racing.com
2	81	JB Swan	IT7	1:28.185	0.988	69.400	10	Mazda RX-7/blue	R&S Redco
3	#07	Jason Carroll	IT7	1:28.613	1.416	69.064	7	Mazda RX-7/white/	IT7racing.com
4	3	Serge Lentz	IT7	1:28.725	1.528	68.977	11	Mazda RX7/Red	Driver Skills Develcp
5	171	Robert Beaulieu	IT7	1:34.287	7.090	64.908	3	Mazda rx-7/Blue	Beaulieu advertisin
<b>SM2</b>									
1	#09	Jesse Schmidt	SM2	1:22.373		74.296	6	Mazda Miata/Red	Rossini Racing Pro
2	18	Evan Karl	SM2	1:22.670	0.297	74.029	10	Mazda Miata/White	BK Motorsports
3	70	Jimmy Locke	SM2	1:22.790	0.417	73.922	10	Mazda Miata/rusty	NorthEast Earth Me
4	73	Xiang Li	SM2	1:22.834	0.461	73.883	7	Mazda Spec Miata/	
5	#08	Robert Karl Jr.	SM2	1:23.331	0.958	73.442	7	Mazda Miata/Yellov	BK Motorsports
6	30	Tom Bogar	SM2	1:24.144	1.771	72.732	10	Mazda Miata/Black	AUTEX MAZDA KEE
7	38	Hunter Bogar	SM2	1:24.497	2.124	72.429	8	Mazda Miata/red	Autex Mazda
8	14	Keith Knickerbocker	SM2	1:24.778	2.405	72.189	6	Mazda Miata/black	Knickerbocker by C
9	35	Dominic Karl	SM2	1:25.818	3.445	71.314	3	Mazda Miata/Red V	BK Motorsports
10	33	Rebecca Harvey	SM2	1:26.061	3.688	71.112	10	Mazda Miata/Blue	Road Rebels
11	#02	Pratt Tanner	SM2	1:26.203	3.830	70.995	7	Mazda Miata/white,	
12	#06	Jeff Longo	SM2	1:26.322	3.949	70.897	9	Mazda Miata/red	LTD Racing / Marbl
13	96	Seth Duval	SM2	1:26.750	4.377	70.548	11	Mazda Miata/White	Big Boy's Toys LLC
14	#00	Ryan Duke	SM2	1:26.942	4.569	70.392	11	Mazda Miata/Blue/l	
15	#04	Joseph Chimbolo	SM2	1:27.646	5.273	69.826	10	Mazda Miata/White	Kit Kat's Ice Cream
16	23	Tom Masiero	SM2	1:28.161	5.788	69.418	10	Mazda Miata/Red	
17	177	Isaac Miskoe	SM2	1:32.315	9.942	66.295	10	Mazda Miata/Yellow	WhoopAss Race Fu
18	20	Robert Karl	SM2			-	0	Mazda Miata/White	BK Motorsports
<b>STL</b>									
1	34	Matthew Koskinen	STL	1:20.547		75.980	7	Mazda MX5/White-	JMK Motorsports
2	117	Mark Gregory	STL	1:22.564	2.017	74.124	10	Mazda Miata/Red/v	Rosmar Racing
3	16	Rob Sturgis	STL	1:22.602	2.055	74.090	6	Mazda Miata/Blue/l	G&M Services/Low
4	129	John Raudat	STL	1:22.924	2.377	73.803	7	Mazda Miata/blue/c	
5	4	Glenn Lawton	STL	1:23.147	2.600	73.605	9	Mazda RX-7/white/	Granite State Manu
6	37	Abhi Ghatak	STL	1:23.710	3.163	73.110	4	Mazda Miata/white	Kessler Engineering
7	144	Dave Kuchrawy	STL	1:23.933	3.386	72.915	6	Mazda Miata/Black	
8	1	Doug Fisher	STL	1:24.057	3.510	72.808	6	Mazda Miata/Blue/'	Father Daughter R
9	7	Cy Peake	STL	1:24.355	3.808	72.551	5	Mazda Miata/green	LTD Racing
10	13	Robert Reed	STL	1:24.537	3.990	72.394	7	Mazda Miata/Greer	LTD Racing
11	149	Joe Schubert	STL	1:24.746	4.199	72.216	8	Mazda Miata/Silver	EY Flatout Motors

**Announcements**

Time Prov 0956 Time Final 1046

New Track Record (1:22.373) for SM2 by Jesse Schmidt.

#34 ineligible for points per CS

Joshua Underwood, Chief of Timing & Scoring

Orbits

Bob Anderson, Chief Steward / Marianne Rhodes, Chairman SOM

www.mylaps.com  
Licensed to: NER, SCCA



**New England Region  
John Stim Memorial Regional  
Official Race Result**



John Stim Memorial

**Sorted on Best Lap time**

Grp 2 - IT7, SM2, STL

Thompson Road Course - Long 1.700 miles

Race 2 #16-RQ-4244-S

10/8/2016 09:20 AM

Race (13:00 and 1 Laps) started at 9:37:57

Pos	No.	Name	Class	Best Tm	Diff	Best Speed	In Lap	Make-Model	Sponsor
12	17	Whitfield Gregg	STL	1:24.794	4.247	72.175	5	Mazda Miata/Black	Flatout Motorsport:
13	90	Kent Vaccaro	STL	1:25.738	5.191	71.380	8	Mazda Miata/Blue (	Flatout Motorsport:
14	89	Anthony Vaccaro	STL	1:27.475	6.928	69.963	8	Mazda Miata/Blue (	Flatout motorsport:
15	41	Peter Morrison	STL	1:28.322	7.775	69.292	9	Mazda Miata/blue	Deja Vu Motorspor
16	43	Wendy Cappola	STL	1:32.317	11.770	66.293	6	Mazda 1994 Miata/	She Racing Flatou

**Announcements**

Time Prov 0956 Time Final 1046

New Track Record (1:22.373) for SM2 by Jesse Schmidt.

#34 ineligible for points per CS

Joshua Underwood, Chief of Timing & Scoring

Orbits

Bob Anderson, Chief Steward / Marianne Rhodes, Chairman SOM

www.mylaps.com  
Licensed to: NER, SCCA



**New England Region  
John Stim Memorial Regional  
Official Race Result**



John Stim Memorial

**Sorted on Laps**

Grp 3 - FA-B-C-E-F-M,CFC,NCF,FS,P1-2,ASR

Thompson Road Course - Long 1.700 miles

Race 2 #16-RQ-4244-S

10/8/2016 09:40 AM

Race (13:00 and 1 Laps) started at 10:05:06

Pos	No.	Name	Class	Laps	Diff	Total Tm	Best Tm	Make-Model	Sponsor
1	17	Kevin Boeckle	FB	12		15:01.925	1:12.598	Elan Elan DBO	calasanz
2	15	Paul Omichinski	P2	12	1.764	15:03.689	1:13.231	Stohr 04D/Wh	
3	61	Tom Drake	FS	12	7.017	15:08.942	1:13.098	Van Diemen R	Midtown Machine & To
4	99	Dexter Czuba	FF	12	14.668	15:16.593	1:14.166	Spectrum F16l	
5	4	Ryan Bjerke	FF	12	15.814	15:17.739	1:13.944	Honda Van De	Primus
6	37	Christopher Kierce	FF	12	39.704	15:41.629	1:16.015	Van Diemen/g	
7	82	Matthew Gendron	FA	12	47.813	15:49.738	1:16.925	Mazda Pro Ma	Small Fortune Racing
8	#07	Anthony Autiello	FB	4	8 Laps	10:48.227	1:40.571	Stohr F-1000/I	A. Autiello Constructior

Not classified

DNS	1	William Moore	FS		DNS			Renault Fran /	Titan Security Systems
-----	---	---------------	----	--	-----	--	--	----------------	------------------------

**Announcements**

Time Prov 1022 Time Final 1133

New Track Record (1:13.944) for FF by Ryan Bjerke.

Margin of Victory	Avg. Speed	Best Lap Tm	Best Speed	Best Lap by
1.764	81.426	1:12.598	84.300	17 - Kevin Boeckle

Joshua Underwood, Chief of Timing & Scoring

Orbits

Bob Anderson, Chief Steward / Marianne Rhodes, Chairman SOM

www.mylaps.com  
Licensed to: NER, SCCA



**New England Region  
John Stim Memorial Regional  
Official Race Result**



John Stim Memorial

**Sorted on Laps**

Grp 3 - FA-B-C-E-F-M,CFC,NCF,FS,P1-2,ASR

Thompson Road Course - Long 1.700 miles

Race 2 #16-RQ-4244-S

10/8/2016 09:40 AM

Race (13:00 and 1 Laps) started at 10:05:06

Pos	No.	Name	Class	Laps	Diff	Total Tm	Best Tm	Make-Model	Sponsor
<b>FA</b>									
1	82	Matthew Gendron	FA	12		15:49.738	1:16.925	Mazda Pro Ma	Small Fortune Racing
<b>FB</b>									
1	17	Kevin Boeckle	FB	12		15:01.925	1:12.598	Elan Elan DBO	calasanz
2	#07	Anthony Autiello	FB	4	8 Laps	10:48.227	1:40.571	Stohr F-1000/I	A. Autiello Constructor
<b>FF</b>									
1	99	Dexter Czuba	FF	12		15:16.593	1:14.166	Spectrum F16I	
2	4	Ryan Bjerke	FF	12	1.146	15:17.739	1:13.944	Honda Van De	Primus
3	37	Christopher Kierce	FF	12	25.036	15:41.629	1:16.015	Van Diemen/g	
<b>FS</b>									
1	61	Tom Drake	FS	12		15:08.942	1:13.098	Van Diemen R	Midtown Machine & To
Not classified									
DNS	1	William Moore	FS		DNS			Renault Fran /	Titan Security Systems
<b>P2</b>									
1	15	Paul Omichinski	P2	12		15:03.689	1:13.231	Stohr 04D/Wh	

**Announcements**

Time Prov 1022 Time Final 1133

New Track Record (1:13.944) for FF by Ryan Bjerke.

Margin of Victory	Avg. Speed	Best Lap Tm	Best Speed	Best Lap by
1.764	81.426	1:12.598	84.300	17 - Kevin Boeckle

Joshua Underwood, Chief of Timing & Scoring

Orbits

Bob Anderson, Chief Steward / Marianne Rhodes, Chairman SOM

www.mylaps.com  
Licensed to: NER, SCCA



# John Stim Memorial

# Lapchart


Grp 3 - FA-B-C-E-F-M,CFC,NCF,FS,P1-2,ASR

Thompson Road Course - Long 1.700 miles

Race 2 #16-RQ-4244-S

10/8/2016 09:40 AM

Race (13:00 and 1 Laps) started at 10:05:06



## Competitors

### Laps

	0	1	2	3	4	5	6	7	8	9	10	11	12
Tom Drake (61)	1	61	61	61	17	17	17	17	17	17	17	17	17
Matthew Gendron (82)	2	82	17	17	15	15	15	15	15	15	15	15	15
Ryan Bjerke (4)	3	4	4	15	61	61	61	61	61	61	61	61	61
Kevin Boeckle (17)	4	17	15	4	4	4	4	4	99	99	99	99	99
Dexter Czuba (99)	5	99	99	99	99	99	99	99	4	4	4	4	4
Christopher Kierce (37)	6	37	37	37	82	82	82	82	82	82	82	82	37
Paul Omichinski (15)	7	15	82	82	37	37	37	37	37	37	37	37	82
Anthony Autiello (#07)	8	#07	#07	#07	#07	#07							
-	9												



**New England Region  
John Stim Memorial Regional  
Official Race Result**



John Stim Memorial

Grp 3 - FA-B-C-E-F-M,CFC,NCF,FS,P1-2,ASR

Thompson Road Course - Long 1.700 miles

Race 2 #16-RQ-4244-S

10/8/2016 09:40 AM

Race (13:00 and 1 Laps) started at 10:05:06

<u>(17) Kevin Boeckle</u>			5	1:15.987	+2.043
1	1:23.611	+11.013	6	1:15.397	+1.453
2	1:16.207	+3.609	7	1:15.436	+1.492
3	1:16.347	+3.749	8	1:16.449	+2.505
4	1:14.521	+1.923	9	1:14.757	+0.813
5	1:14.308	+1.710	10	1:14.189	+0.245
6	1:13.923	+1.325	11	1:14.767	+0.823
7	1:14.237	+1.639	12	<b>1:13.944</b>	
8	1:14.506	+1.908	<u>(37) Christopher Kierce</u>		
9	1:13.400	+0.802	1	1:25.965	+9.950
10	1:13.505	+0.907	2	1:19.207	+3.192
11	<b>1:12.598</b>		3	1:21.611	+5.596
12	1:14.351	+1.753	4	1:17.778	+1.763
<u>(15) Paul Omichinski</u>			5	1:16.717	+0.702
1	1:24.701	+11.470	6	1:16.181	+0.166
2	1:15.562	+2.331	7	1:17.544	+1.529
3	1:16.797	+3.566	8	1:17.918	+1.903
4	1:14.585	+1.354	9	1:17.017	+1.002
5	1:13.643	+0.412	10	1:17.315	+1.300
6	1:14.172	+0.941	11	1:17.735	+1.720
7	1:14.238	+1.007	12	<b>1:16.015</b>	
8	1:14.517	+1.286	<u>(82) Matthew Gendron</u>		
9	1:13.792	+0.561	1	1:27.819	+10.894
10	<b>1:13.231</b>		2	1:19.228	+2.303
11	1:13.906	+0.675	3	1:18.778	+1.853
12	1:13.848	+0.617	4	<b>1:16.925</b>	
<u>(61) Tom Drake</u>			5	1:17.361	+0.436
1	1:21.431	+8.333	6	1:16.976	+0.051
2	1:18.507	+5.409	7	1:17.450	+0.525
3	1:19.403	+6.305	8	1:17.877	+0.952
4	1:16.793	+3.695	9	1:17.154	+0.229
5	1:15.386	+2.288	10	1:17.184	+0.259
6	1:14.953	+1.855	11	1:17.820	+0.895
7	1:15.023	+1.925	12	1:25.002	+8.077
8	1:14.467	+1.369	<u>(#07) Anthony Autiello</u>		
9	1:13.318	+0.220	p1	4:36.757	+2:56.186
10	<b>1:13.098</b>		2	2:49.334	+1:08.763
11	1:13.126	+0.028	3	<b>1:40.571</b>	
12	1:13.437	+0.339	p4	1:40.867	+0.296
<u>(99) Dexter Czuba</u>					
1	1:25.266	+11.100			
2	1:17.189	+3.023			
3	1:17.416	+3.250			
4	1:16.733	+2.567			
5	1:15.921	+1.755			
6	1:15.801	+1.635			
7	1:14.873	+0.707			
8	1:14.933	+0.767			
9	1:14.796	+0.630			
10	1:14.287	+0.121			
11	<b>1:14.166</b>				
12	1:14.668	+0.502			
<u>(4) Ryan Bjerke</u>					
1	1:25.096	+11.152			
2	1:17.130	+3.186			
3	1:17.394	+3.450			
4	1:16.900	+2.956			

Joshua Underwood, Chief of Timing & Scoring Orbits

Bob Anderson, Chief Steward / Marianne Rhodes, Chairman SOM

*Joshua Underwood*

www.mylaps.com  
Licensed to: NER, SCCA



**New England Region  
John Stim Memorial Regional  
Official Race Result**



John Stim Memorial

**Sorted on Best Lap time**

Grp 3 - FA-B-C-E-F-M,CFC,NCF,FS,P1-2,ASR

Thompson Road Course - Long 1.700 miles

Race 2 #16-RQ-4244-S

10/8/2016 09:40 AM

Race (13:00 and 1 Laps) started at 10:05:06

Pos	No.	Name	Class	Best Tm	Diff	Best Speed	In Lap	Make-Model	Sponsor
FA									
1	82	Matthew Gendron	FA	1:16.925		79.558	4	Mazda Pro Mazda/€	Small Fortune Raci
FB									
1	17	Kevin Boeckle	FB	1:12.598		84.300	11	Elan Elan DBO4/bl	calasanz
2	#07	Anthony Autiello	FB	1:40.571	27.973	60.853	3	Stohr F-1000/Black	A. Autiello Construi
FF									
1	4	Ryan Bjerke	FF	1:13.944		82.765	12	Honda Van Deimin,	Primus
2	99	Dexter Czuba	FF	1:14.166	0.222	82.518	11	Spectrum F1600/Bl	
3	37	Christopher Kierce	FF	1:16.015	2.071	80.510	12	Van Diemen/gray/	
FS									
1	61	Tom Drake	FS	1:13.098		83.723	10	Van Diemen RF99/I	Midtown Machine &
Not classified									
DNS	1	William Moore	FS			-	0	Renault Fran Am 2l	Titan Security Syst
P2									
1	15	Paul Omichinski	P2	1:13.231		83.571	10	Stohr 04D/White /	

**Announcements**

Time Prov 1022 Time Final 1133

New Track Record (1:13.944) for FF by Ryan Bjerke.

Joshua Underwood, Chief of Timing & Scoring

Orbits

Bob Anderson, Chief Steward / Marianne Rhodes, Chairman SOM

www.mylaps.com  
Licensed to: NER, SCCA



**New England Region  
John Stim Memorial Regional  
Official Race Result**



John Stim Memorial

**Sorted on Laps**

Grp 4 - SRF,SRF3,EVSR,SPU,E-F-HP,GTL,ITA-B

Thompson Road Course - Long 1.700 miles

Race 2 #16-RQ-4244-S

10/8/2016 10:00 AM

Race (13:00 and 1 Laps) started at 10:29:16

Pos	No.	Name	Class	Laps	Diff	Total Tm	Best Tm	Make-Model	Sponsor
1	12	Steve Introne	SRF3	11		14:35.869	1:18.215	SCCA Enterpri:	IntroneCom.com Black
2	97	Jeffrey Swann	SRF3	11	8.705	14:44.574	1:19.024	SCCA Enterpri:	powered by Mobility
3	88	Jonathan Emms	SRF3	11	16.653	14:52.522	1:19.841	SCCA Enterpri:	Clockwork Orange Raci
4	42	Duncan Potter	SRF3	11	24.357	15:00.226	1:20.319	SCCA Enterpri:	Diacon Corp
5	20	Steve Owens	SRF	11	25.264	15:01.133	1:20.657	SCCA SRF/Yell	Finish Line Product Dev
6	66	Bill Watts	SRF	11	25.406	15:01.275	1:20.581	Spec Racer Fo	Dell EMC
7	7	Don Kahn	SRF	11	35.192	15:11.061	1:21.752	SCCA Enterpri:	
8	53	Roger Feghali	SRF3	11	45.244	15:21.113	1:20.533	SCCA Enterpri:	tuscan kitchen
9	69	Mark Saviet	SRF	11	54.973	15:30.842	1:23.117	Spec Racer Fo	DADDYLUBE - 'Service
10	4	Scott James	SRF	11	59.606	15:35.475	1:22.183	SCCA Enterpri:	Chicane Racing/Motion
11	8	David Ferguson	SRF3	11	59.973	15:35.842	1:20.197	SCCA Enterpri:	Motion Dynamics
12	37	Abhi Ghatak	ITA	11	1:11.834	15:47.703	1:23.759	Mazda Miata/v	Kessler Engineering
13	0	Zachary Kelly	ITB	10	1 Lap	14:43.624	1:24.875	Volkswagen G	Precision Motorsports
14	31	Jacob Hart	ITB	10	1 Lap	14:44.974	1:25.720	Volkswagen G	Precision Motorsports
15	170	Eric Maynard	ITA	10	1 Lap	14:46.493	1:26.028	Plymouth Lase	Stick it to'em Graphics
16	40	Chris Barry	ITA	10	1 Lap	14:46.685	1:25.649	Mazda miata/r	
17	2	Nat Wentworth	ITB	10	1 Lap	14:49.036	1:26.098	Volkswagen G	Eriksson Industries
18	131	Nelson Dupuis	SRF	10	1 Lap	14:49.125	1:26.119	SCCA Enterpri:	
19	77	Daniel Sheppard	ITA	10	1 Lap	15:23.204	1:27.579	Mazda RX7/pu	it7racing.com
20	81	JB Swan	EP	10	1 Lap	15:24.131	1:29.060	Mazda RX-7/bl	R&S Redco
21	17	Joseph Boruch	EP	10	1 Lap	15:29.929	1:26.366	Honda S2000/	Annie Boruch
22	3	Michael Lavigne	ITA	10	1 Lap	15:33.248	1:30.289	Mazda RX7/Re	Driver Skills Developme
23	#01	Brian Mushnick	HP	10	1 Lap	15:34.081	1:29.709	Volkswagen gr	Brians garge Serious S
24	82	Fred White	HP	10	1 Lap	15:36.408	1:28.304	Honda CRX/Re	Hoosier
25	22	Philip G. Perron	FP	10	1 Lap	15:42.050	1:30.912	Sunbeam Alpir	
26	43	Jonathan Leitner	EP	9	2 Laps	15:44.600	1:22.847	BMW 325i/yell	Greenfield Imported ca
27	9	Sandy Stevens	ITA	7	4 Laps	15:38.303	1:29.436	Mazda Miata/t	SkidSchool
28	39	David Celani	ITB	2	9 Laps	3:46.017	1:43.732	Volkswagen G	
29	65	Paul Curran	ITB	2	9 Laps	4:03.310	1:43.166	Honda civic ht	
30	50	Christopher Milton-Hall	ITA		11 Laps	14.287		Mazda Miata/c	Automaster Collision Cr
31	41	Donald Barron	ITA		11 Laps	14.353		Mazda Miata/t	Deja Vu Motorsports

Not classified

**Announcements**

New Track Record (1:20.581) for SRF by Bill Watts.  
Time Prov 1047 Time Final 1202

Margin of Victory	Avg. Speed	Best Lap Tm	Best Speed	Best Lap by
8.705	76.861	1:18.215	78.246	12 - Steve Introne

Joshua Underwood, Chief of Timing & Scoring

Orbits

Bob Anderson, Chief Steward / Marianne Rhodes, Chairman SOM

www.mylaps.com  
Licensed to: NER, SCCA



**New England Region  
John Stim Memorial Regional  
Official Race Result**



John Stim Memorial

**Sorted on Laps**

Grp 4 - SRF,SRF3,EVSR,SPU,E-F-HP,GTL,ITA-B

Thompson Road Course - Long 1.700 miles

Race 2 #16-RQ-4244-S

10/8/2016 10:00 AM

Race (13:00 and 1 Laps) started at 10:29:16

Pos	No.	Name	Class	Laps	Diff	Total Tm	Best Tm	Make-Model	Sponsor
DNS	#00	Ray Lee Chee	ITA		DNS			Acura Integra/	F. Boombalatti
DNS	35	Christian Blake	ITB		DNS			Volkswagen G	Precision Motorsports/

**Announcements**

New Track Record (1:20.581) for SRF by Bill Watts.  
Time Prov 1047 Time Final 1202

Margin of Victory	Avg. Speed	Best Lap Tm	Best Speed	Best Lap by
8.705	76.861	1:18.215	78.246	12 - Steve Introne

Joshua Underwood, Chief of Timing & Scoring

Orbits

Bob Anderson, Chief Steward / Marianne Rhodes, Chairman SOM

www.mylaps.com  
Licensed to: NER, SCCA  
Page 2/2



**New England Region  
John Stim Memorial Regional  
Official Race Result**



John Stim Memorial

**Sorted on Laps**

Grp 4 - SRF,SRF3,EVSR,SPU,E-F-HP,GTL,ITA-B

Thompson Road Course - Long 1.700 miles

Race 2 #16-RQ-4244-S

10/8/2016 10:00 AM

Race (13:00 and 1 Laps) started at 10:29:16

Pos	No.	Name	Class	Laps	Diff	Total Tm	Best Tm	Make-Model	Sponsor
<b>EP</b>									
1	81	JB Swan	EP	10		15:24.131	1:29.060	Mazda RX-7/bl	R&S Redco
2	17	Joseph Boruch	EP	10	5.798	15:29.929	1:26.366	Honda S2000/	Annie Boruch
3	43	Jonathan Leitner	EP	9	1 Lap	15:44.600	1:22.847	BMW 325i/yell	Greenfield Imported ca
<b>FP</b>									
1	22	Philip G. Perron	FP	10		15:42.050	1:30.912	Sunbeam Alpir	
<b>HP</b>									
1	#01	Brian Mushnick	HP	10		15:34.081	1:29.709	Volkswagen gr	Brians garge Serious S
2	82	Fred White	HP	10	2.327	15:36.408	1:28.304	Honda CRX/Re	Hoosier
<b>ITA</b>									
1	37	Abhi Ghatak	ITA	11		15:47.703	1:23.759	Mazda Miata/v	Kessler Engineering
2	170	Eric Maynard	ITA	10	1 Lap	14:46.493	1:26.028	Plymouth Lase	Stick it to'em Graphics
3	40	Chris Barry	ITA	10	1 Lap	14:46.685	1:25.649	Mazda miata/r	
4	77	Daniel Sheppard	ITA	10	1 Lap	15:23.204	1:27.579	Mazda RX7/pu	it7racing.com
5	3	Michael Lavigne	ITA	10	1 Lap	15:33.248	1:30.289	Mazda RX7/Re	Driver Skills Developme
6	9	Sandy Stevens	ITA	7	4 Laps	15:38.303	1:29.436	Mazda Miata/t	SkidSchool
7	50	Christopher Milton-Hall	ITA		11 Laps	14.287		Mazda Miata/c	Automaster Collision C
8	41	Donald Barron	ITA		11 Laps	14.353		Mazda Miata/t	Deja Vu Motorsports
<b>Not classified</b>									
DNS	#00	Ray Lee Chee	ITA		DNS			Acura Integra/	F. Boombalatti
<b>ITB</b>									
1	0	Zachary Kelly	ITB	10		14:43.624	1:24.875	Volkswagen G	Precision Motorsports
2	31	Jacob Hart	ITB	10	1.350	14:44.974	1:25.720	Volkswagen G	Precision Motorsports
3	2	Nat Wentworth	ITB	10	5.412	14:49.036	1:26.098	Volkswagen G	Eriksson Industries
4	39	David Celani	ITB	2	8 Laps	3:46.017	1:43.732	Volkswagen G	
5	65	Paul Curran	ITB	2	8 Laps	4:03.310	1:43.166	Honda civic ht	

**Announcements**

New Track Record (1:20.581) for SRF by Bill Watts.  
Time Prov 1047 Time Final 1202

Margin of Victory	Avg. Speed	Best Lap Tm	Best Speed	Best Lap by
8.705	76.861	1:18.215	78.246	12 - Steve Introne

Joshua Underwood, Chief of Timing & Scoring

Orbits

Bob Anderson, Chief Steward / Marianne Rhodes, Chairman SOM

www.mylaps.com  
Licensed to: NER, SCCA  
Page 1/2



**New England Region  
John Stim Memorial Regional  
Official Race Result**



John Stim Memorial

**Sorted on Laps**

Grp 4 - SRF,SRF3,EVSR,SPU,E-F-HP,GTL,ITA-B

Thompson Road Course - Long 1.700 miles

Race 2 #16-RQ-4244-S

10/8/2016 10:00 AM

Race (13:00 and 1 Laps) started at 10:29:16

Pos	No.	Name	Class	Laps	Diff	Total Tm	Best Tm	Make-Model	Sponsor
Not classified									
DNS	35	Christian Blake	ITB		DNS			Volkswagen G	Precision Motorsports/
SRF									
1	20	Steve Owens	SRF	11		15:01.133	1:20.657	SCCA SRF/Yell	Finish Line Product Dev
2	66	Bill Watts	SRF	11	0.142	15:01.275	1:20.581	Spec Racer Fo	Dell EMC
3	7	Don Kahn	SRF	11	9.928	15:11.061	1:21.752	SCCA Enterpri:	
4	69	Mark Saviet	SRF	11	29.709	15:30.842	1:23.117	Spec Racer Fo	DADDYLUBE - 'Service
5	4	Scott James	SRF	11	34.342	15:35.475	1:22.183	SCCA Enterpri:	Chicane Racing/Motion
6	131	Nelson Dupuis	SRF	10	1 Lap	14:49.125	1:26.119	SCCA Enterpri:	
SRF3									
1	12	Steve Introne	SRF3	11		14:35.869	1:18.215	SCCA Enterpri:	IntroneCom.com Black
2	97	Jeffrey Swann	SRF3	11	8.705	14:44.574	1:19.024	SCCA Enterpri:	powered by Mobility
3	88	Jonathan Emms	SRF3	11	16.653	14:52.522	1:19.841	SCCA Enterpri:	Clockwork Orange Raci
4	42	Duncan Potter	SRF3	11	24.357	15:00.226	1:20.319	SCCA Enterpri:	Diacon Corp
5	53	Roger Feghali	SRF3	11	45.244	15:21.113	1:20.533	SCCA Enterpri:	tuscan kitchen
6	8	David Ferguson	SRF3	11	59.973	15:35.842	1:20.197	SCCA Enterpri:	Motion Dynamics

**Announcements**

New Track Record (1:20.581) for SRF by Bill Watts.  
Time Prov 1047 Time Final 1202

Margin of Victory	Avg. Speed	Best Lap Tm	Best Speed	Best Lap by
8.705	76.861	1:18.215	78.246	12 - Steve Introne

Joshua Underwood, Chief of Timing & Scoring

Orbits

Bob Anderson, Chief Steward / Marianne Rhodes, Chairman SOM

www.mylaps.com  
Licensed to: NER, SCCA  
Page 2/2



# John Stim Memorial

# Lapchart


Grp 4 - SRF,SRF3,EVSR,SPU,E-F-HP,GTL,ITA-B

Thompson Road Course - Long 1.700 miles

Race 2 #16-RQ-4244-S

10/8/2016 10:00 AM

Race (13:00 and 1 Laps) started at 10:29:16



Competitors	Laps											
	0	1	2	3	4	5	6	7	8	9	10	11
Steve Introne (12)	1	12	12	12	12	12	12	12	12	12	12	12
Jeffrey Swann (97)	2	97	97	97	97	97	97	97	97	97	97	97
Roger Feghali (53)	3	53	88	88	88	88	88	88	88	88	88	88
David Ferguson (8)	4	8	20	20	20	20	20	20	20	20	20	42
Jonathan Emms (88)	5	88	66	66	66	42	42	42	42	42	42	20
Duncan Potter (42)	6	42	42	42	42	66	66	66	66	66	66	66
Steve Owens (20)	7	20	7	7	7	7	7	7	7	7	7	7
Bill Watts (66)	8	66	69	69	69	69	69	53	53	53	53	53
Nelson Dupuis (131)	9	131	131	4	53	53	53	69	69	69	69	69
Don Kahn (7)	10	7	4	53	4	4	4	4	4	4	4	4
Mark Saviet (69)	11	69	37	37	37	37	37	8	8	8	8	8
Scott James (4)	12	4	53	131	0	0	8	8	37	37	37	37
Abhi Ghatak (37)	13	37	0	0	131	131	0	0	0	0	0	0
Zachary Kelly (0)	14	0	31	31	31	31	31	31	31	31	31	31
Jacob Hart (31)	15	31	170	170	170	8	170	170	170	170	170	170
Eric Maynard (170)	16	170	40	40	40	170	131	40	40	40	40	40
Chris Barry (40)	17	40	2	2	2	40	40	2	2	2	2	2
Paul Curran (65)	18	65	3	8	8	2	2	131	131	131	131	131
Nat Wentworth (2)	19	2	#01	81	81	81	81	81	81	81	77	77
JB Swan (81)	20	81	81	#01	#01	3	77	77	77	77	81	81
Christopher Milton-Hall (50)	21	50	8	77	3	77	3	3	3	#01	3	17
Donald Barron (41)	22	41	22	3	77	#01	#01	#01	#01	3	17	3
Philip G. Perron (22)	23	22	65	22	22	22	22	17	17	#01	#01	
David Celani (39)	24	39	77	82	82	82	82	22	22	82	82	
Brian Mushnick (#01)	25	#01	82	17	17	17	17	82	82	22	22	
Joseph Boruch (17)	26	17	17	39	43	43	43	43	43	43	43	
Michael Lavigne (3)	27	3	39	65	9	9	9	9	9			
Fred White (82)	28	82	43	43								
Daniel Sheppard (77)	29	77	9	9								
Jonathan Leitner (43)	30	43										

Joshua Underwood, Chief of Timing & Scoring

Bob Anderson, Chief Steward / Marianne Rhodes, Chairman SOM

Orbits

www.mylaps.com  
Licensed to: NER, SCCA



New England Region  
John Stim Memorial Regional  
Official Race Result



John Stim Memorial

Grp 4 - SRF,SRF3,EVSR,SPU,E-F-HP,GTL,ITA-B

Thompson Road Course - Long 1.700 miles

Race 2 #16-RQ-4244-S

10/8/2016 10:00 AM

Race (13:00 and 1 Laps) started at 10:29:16

(12) Steve Introne	9 1:21.147 +0.490	6 1:23.110 +0.927	5 1:27.973 +1.945	7 1:29.634 +0.574
1 1:23.218 +5.003	10 1:21.164 +0.507	7 1:22.791 +0.608	6 <b>1:26.028</b>	8 1:30.540 +1.480
2 1:18.905 +0.690	11 1:22.009 +1.352	8 1:22.794 +0.611	7 1:26.359 +0.331	9 1:30.766 +1.706
3 <b>1:18.215</b>	(66) Bill Watts	9 1:22.231 +0.048	8 1:26.553 +0.525	10 <b>1:29.060</b>
4 1:18.688 +0.473	1 1:26.111 +5.530	10 <b>1:22.183</b>	9 1:27.824 +1.796	(17) Joseph Boruch
5 1:18.706 +0.491	2 1:21.728 +1.147	11 1:24.756 +2.573	10 1:27.556 +1.528	1 1:45.640 +19.274
6 1:21.156 +2.941	3 1:20.984 +0.403	(8) David Ferguson	(40) Chris Barry	2 1:36.557 +10.191
7 1:19.700 +1.485	4 1:23.048 +2.467	1 1:55.812 +35.615	1 1:31.161 +5.512	3 1:31.204 +4.838
8 1:18.278 +0.063	5 1:20.799 +0.218	2 1:24.446 +4.249	2 1:27.008 +1.359	4 1:29.305 +2.939
9 1:19.026 +0.811	6 1:20.711 +0.130	3 <b>1:20.197</b>	3 1:26.990 +1.341	5 1:28.357 +1.991
10 1:21.171 +2.956	7 1:21.229 +0.648	4 1:23.070 +2.873	4 1:26.981 +1.332	6 1:29.958 +3.592
11 1:18.806 +0.591	8 1:22.438 +1.857	5 1:22.595 +2.398	5 1:28.475 +2.826	7 <b>1:26.366</b>
(97) Jeffrey Swann	9 1:21.450 +0.869	6 1:20.956 +0.759	6 1:25.971 +0.322	8 1:28.943 +2.577
1 1:24.272 +5.248	10 <b>1:20.581</b>	7 1:20.446 +0.249	7 <b>1:25.649</b>	9 1:30.558 +4.192
2 1:20.009 +0.985	11 1:20.757 +0.176	8 1:21.009 +0.812	8 1:25.801 +0.152	10 1:27.167 +0.801
3 1:19.309 +0.285	(7) Don Kahn	9 1:22.555 +2.358	9 1:27.765 +2.116	(3) Michael Lavigne
4 <b>1:19.024</b>	1 1:27.148 +5.396	10 1:20.992 +0.795	10 1:27.551 +1.902	1 1:37.171 +6.882
5 1:19.176 +0.152	2 1:22.195 +0.443	11 1:23.485 +3.288	(2) Nat Wentworth	2 1:33.708 +3.419
6 1:21.205 +2.181	3 1:21.844 +0.092	(37) Abhi Ghatak	1 1:32.414 +6.316	3 1:30.894 +0.605
7 1:20.552 +1.528	4 1:22.800 +1.048	1 1:26.842 +3.083	2 1:27.148 +1.050	4 1:30.424 +0.135
8 1:19.470 +0.446	5 1:22.091 +0.339	2 1:26.391 +2.632	3 1:26.720 +0.622	5 1:30.834 +0.545
9 1:19.426 +0.402	6 1:21.968 +0.216	3 1:24.577 +0.818	4 1:26.878 +0.780	6 <b>1:30.289</b>
10 1:19.692 +0.668	7 1:22.006 +0.254	4 1:24.886 +1.127	5 1:27.405 +1.307	7 1:31.523 +1.234
11 1:22.336 +3.312	8 <b>1:21.752</b>	5 1:24.870 +1.111	6 1:27.249 +1.151	8 1:30.541 +0.252
(88) Jonathan Emms	9 1:22.900 +1.148	6 1:24.689 +0.930	7 <b>1:26.098</b>	9 1:30.629 +0.340
1 1:25.490 +5.649	10 1:22.258 +0.506	7 1:25.388 +1.629	8 1:26.477 +0.379	10 1:30.787 +0.498
2 1:21.239 +1.398	11 1:22.038 +0.286	8 1:24.306 +0.547	9 1:26.918 +0.820	(#01) Brian Mushnick
3 1:20.024 +0.183	(53) Roger Feghali	9 1:25.218 +1.459	10 1:27.756 +1.658	1 1:38.021 +8.312
4 1:20.891 +1.050	1 1:39.797 +19.264	10 <b>1:23.759</b>	(131) Nelson Dupuis	2 1:32.235 +2.526
5 1:20.159 +0.318	2 1:24.004 +3.471	11 1:24.800 +1.041	1 1:32.252 +6.133	3 1:31.646 +1.937
6 <b>1:19.841</b>	3 1:22.849 +2.316	(0) Zachary Kelly	2 1:31.100 +4.981	4 1:32.234 +2.525
7 1:21.377 +1.536	4 1:22.102 +1.569	1 1:28.927 +4.052	3 1:29.381 +3.262	5 1:30.159 +0.450
8 1:20.886 +1.045	5 1:20.989 +0.456	2 <b>1:24.875</b>	4 1:27.664 +1.545	6 1:30.843 +1.134
9 1:20.290 +0.449	6 <b>1:20.533</b>	3 1:26.501 +1.626	5 1:31.199 +5.080	7 1:31.102 +1.393
10 1:20.997 +1.156	7 1:22.659 +2.126	4 1:27.002 +2.127	6 1:30.530 +4.411	8 <b>1:29.709</b>
11 1:20.609 +0.768	8 1:20.882 +0.349	5 1:30.696 +5.821	7 1:26.341 +0.222	9 1:31.433 +1.724
(42) Duncan Potter	9 1:21.928 +1.395	6 1:25.847 +0.972	8 <b>1:26.119</b>	10 1:30.922 +1.213
1 1:27.595 +7.276	10 1:23.305 +2.772	7 1:26.382 +1.507	9 1:26.329 +0.210	(82) Fred White
2 1:21.725 +1.406	11 1:21.890 +1.357	8 1:27.423 +2.548	10 1:26.199 +0.080	1 1:41.266 +12.962
3 1:20.382 +0.063	(69) Mark Saviet	9 1:26.132 +1.257	(77) Daniel Sheppard	2 1:32.918 +4.614
4 1:21.715 +1.396	1 1:28.427 +5.310	10 1:27.577 +2.702	1 1:40.257 +12.678	3 1:31.318 +3.014
5 1:20.676 +0.357	2 1:24.509 +1.392	(31) Jacob Hart	2 1:28.947 +1.368	4 1:30.616 +2.312
6 <b>1:20.319</b>	3 1:23.516 +0.399	1 1:30.948 +5.228	3 1:32.462 +4.883	5 1:31.706 +3.402
7 1:22.031 +1.712	4 1:23.875 +0.758	2 1:27.100 +1.380	4 1:30.332 +2.753	6 1:32.144 +3.840
8 1:21.944 +1.625	5 1:23.374 +0.257	3 1:26.425 +0.705	5 1:27.979 +0.400	7 1:31.456 +3.152
9 1:21.176 +0.857	6 <b>1:23.117</b>	4 1:26.293 +0.573	6 1:29.968 +2.389	8 1:29.377 +1.073
10 1:20.493 +0.174	7 1:24.100 +0.983	5 1:28.089 +2.369	7 <b>1:27.579</b>	9 <b>1:28.304</b>
11 1:21.034 +0.715	8 1:24.183 +1.066	6 <b>1:25.720</b>	8 1:30.013 +2.434	10 1:30.418 +2.114
(20) Steve Owens	9 1:23.535 +0.418	7 1:25.743 +0.023	9 1:29.638 +2.059	(22) Philip G. Perron
1 1:25.718 +5.061	10 1:24.920 +1.803	8 1:27.571 +1.851	10 1:29.052 +1.473	1 1:41.626 +10.714
2 1:21.347 +0.690	11 1:25.015 +1.898	9 1:28.153 +2.433	(81) JB Swan	2 1:33.139 +2.227
3 1:21.020 +0.363	(4) Scott James	10 1:26.423 +0.703	1 1:40.502 +11.442	3 1:30.978 +0.066
4 1:21.022 +0.365	1 1:32.739 +10.556	(170) Eric Maynard	2 1:31.333 +2.273	4 1:31.044 +0.132
5 1:20.847 +0.190	2 1:27.974 +5.791	1 1:31.204 +5.176	3 1:29.477 +0.417	5 1:31.937 +1.025
6 <b>1:20.657</b>	3 1:26.014 +3.831	2 1:27.166 +1.138	4 1:29.687 +0.627	6 1:31.521 +0.609
7 1:22.988 +2.331	4 1:24.694 +2.511	3 1:26.856 +0.828	5 1:29.172 +0.112	7 1:30.990 +0.078
8 1:22.007 +1.350	5 1:23.686 +1.503	4 1:26.186 +0.158	6 1:29.798 +0.738	8 <b>1:30.912</b>

Joshua Underwood, Chief of Timing & Scoring

Orbits

Bob Anderson, Chief Steward / Marianne Rhodes, Chairman SOM

*Joshua Underwood*

www.mylaps.com  
Licensed to: NER, SCCA



**New England Region  
John Stim Memorial Regional  
Official Race Result**



John Stim Memorial

Grp 4 - SRF,SRF3,EVSR,SPU,E-F-HP,GTL,ITA-B

Thompson Road Course - Long 1.700 miles

Race 2 #16-RQ-4244-S

10/8/2016 10:00 AM

Race (13:00 and 1 Laps) started at 10:29:16

9	1:32.070	+1.158
10	1:32.582	+1.670

(43) Jonathan Leitner

1	1:26.463	+3.616
2	1:25.361	+2.514
3	1:24.017	+1.170
4	1:24.298	+1.451
5	1:22.880	+0.033
6	<b>1:22.847</b>	
7	1:23.242	+0.395
8	1:24.266	+1.419
9	1:22.920	+0.073

(9) Sandy Stevens

1	1:31.231	+1.795
2	<b>1:29.436</b>	
3	1:30.868	+1.432
4	1:32.962	+3.526
5	1:31.298	+1.862
6	1:32.729	+3.293
7	1:33.698	+4.262

(39) David Celani

1	1:46.938	+3.206
2	<b>1:43.732</b>	

(65) Paul Curran

1	<b>1:43.166</b>	
p2	2:06.363	+23.197



**New England Region  
John Stim Memorial Regional  
Official Race Result**



John Stim Memorial

**Sorted on Best Lap time**

Grp 4 - SRF,SRF3,EVSR,SPU,E-F-HP,GTL,ITA-B

Thompson Road Course - Long 1.700 miles

Race 2 #16-RQ-4244-S

10/8/2016 10:00 AM

Race (13:00 and 1 Laps) started at 10:29:16

Pos	No.	Name	Class	Best Tm	Diff	Best Speed	In Lap	Make-Model	Sponsor
<b>EP</b>									
1	43	Jonathan Leitner	EP	1:22.847		73.871	6	BMW 325i/yellow/r	Greenfield Importe
2	17	Joseph Boruch	EP	1:26.366	3.519	70.861	7	Honda S2000/Yello	Annie Boruch
3	81	JB Swan	EP	1:29.060	6.213	68.718	10	Mazda RX-7/blue	R&S Redco
<b>FP</b>									
1	22	Philip G. Perron	FP	1:30.912		67.318	8	Sunbeam Alpine/bl	
<b>HP</b>									
1	82	Fred White	HP	1:28.304		69.306	9	Honda CRX/Red/W	Hoosier
2	#01	Brian Mushnick	HP	1:29.709	1.405	68.221	8	Volkswagen golf/wl	Brians garge Serio
<b>ITA</b>									
1	37	Abhi Ghatak	ITA	1:23.759		73.067	10	Mazda Miata/white	Kessler Engineering
2	40	Chris Barry	ITA	1:25.649	1.890	71.454	7	Mazda miata/red	
3	170	Eric Maynard	ITA	1:26.028	2.269	71.140	6	Plymouth Laser/rec	Stick it to'em Grapl
4	77	Daniel Sheppard	ITA	1:27.579	3.820	69.880	7	Mazda RX7/purple	it7racing.com
5	9	Sandy Stevens	ITA	1:29.436	5.677	68.429	2	Mazda Miata/black	SkidSchool
6	3	Michael Lavigne	ITA	1:30.289	6.530	67.782	6	Mazda RX7/Red	Driver Skills Develc
7	50	Christopher Milton-Hall	ITA			-	0	Mazda Miata/green	Automaster Collisic
8	41	Donald Barron	ITA			-	0	Mazda Miata/blue	Deja Vu Motorspor
<b>Not classified</b>									
DNS	#00	Ray Lee Chee	ITA			-	0	Acura Integra/Red/	F. Boombalatti
<b>ITB</b>									
1	0	Zachary Kelly	ITB	1:24.875		72.106	2	Volkswagen Golf/Ye	Precision Motorspo
2	31	Jacob Hart	ITB	1:25.720	0.845	71.395	6	Volkswagen Golf/Ye	Precision Motorspo
3	2	Nat Wentworth	ITB	1:26.098	1.223	71.082	7	Volkswagen Golf/Bl	Eriksson Industries
4	65	Paul Curran	ITB	1:43.166	18.291	59.322	1	Honda civic hb/whi	
5	39	David Celani	ITB	1:43.732	18.857	58.998	2	Volkswagen Golf/Ye	
<b>Not classified</b>									
DNS	35	Christian Blake	ITB			-	0	Volkswagen Golf/W	Precision Motorspo
<b>SRF</b>									
1	66	Bill Watts	SRF	1:20.581		75.948	10	Spec Racer Ford/re	Dell EMC
2	20	Steve Owens	SRF	1:20.657	0.076	75.877	6	SCCA SRF/Yellow/E	Finish Line Product
3	7	Don Kahn	SRF	1:21.752	1.171	74.861	8	SCCA Enterprises S	

**Announcements**

New Track Record (1:20.581) for SRF by Bill Watts.  
Time Prov 1047 Time Final 1202

Joshua Underwood, Chief of Timing & Scoring

Orbits

Bob Anderson, Chief Steward / Marianne Rhodes, Chairman SOM

www.mylaps.com  
Licensed to: NER, SCCA



**New England Region  
John Stim Memorial Regional  
Official Race Result**



John Stim Memorial

**Sorted on Best Lap time**

Grp 4 - SRF,SRF3,EVSR,SPU,E-F-HP,GTL,ITA-B

Thompson Road Course - Long 1.700 miles

Race 2 #16-RQ-4244-S

10/8/2016 10:00 AM

Race (13:00 and 1 Laps) started at 10:29:16

Pos	No.	Name	Class	Best Tm	Diff	Best Speed	In Lap	Make-Model	Sponsor
4	4	Scott James	SRF	1:22.183	1.602	74.468	10	SCCA Enterprises S	Chicane Racing/Mo
5	69	Mark Saviet	SRF	1:23.117	2.536	73.631	6	Spec Racer Ford/bl	DADDYLUBE - 'Sen
6	131	Nelson Dupuis	SRF	1:26.119	5.538	71.064	8	SCCA Enterprises S	

**SRF3**

1	12	Steve Introne	SRF3	1:18.215		78.246	3	SCCA Enterprises S	IntroneCom.com E
2	97	Jeffrey Swann	SRF3	1:19.024	0.809	77.445	4	SCCA Enterprises S	powered by Mobile
3	88	Jonathan Emms	SRF3	1:19.841	1.626	76.652	6	SCCA Enterprises S	Clockwork Orange
4	8	David Ferguson	SRF3	1:20.197	1.982	76.312	3	SCCA Enterprises S	Motion Dynamics
5	42	Duncan Potter	SRF3	1:20.319	2.104	76.196	6	SCCA Enterprises S	Diacon Corp
6	53	Roger Feghali	SRF3	1:20.533	2.318	75.994	6	SCCA Enterprises s	tuscan kitchen

**Announcements**

New Track Record (1:20.581) for SRF by Bill Watts.  
Time Prov 1047 Time Final 1202

Joshua Underwood, Chief of Timing & Scoring

Orbits

Bob Anderson, Chief Steward / Marianne Rhodes, Chairman SOM

www.mylaps.com  
Licensed to: NER, SCCA



**New England Region  
John Stim Memorial Regional  
Official Race Result**



John Stim Memorial

**Sorted on Laps**

Grp 5 - SM,ITC,T3-4,BSpec,ITEZ,SM5,SSM

Thompson Road Course - Long 1.700 miles

Race 2 #16-RQ-4244-S

10/8/2016 10:20 AM

Race (13:00 and 1 Laps) started at 12:00:51

Pos	No.	Name	Class	Laps	Diff	Total Tm	Best Tm	Make-Model	Sponsor
1	58	Stephen Blethen	T3	11		15:07.132	1:21.369	Mazda RX8/Bli	RSTPerformance.com
2	87	Chris Outzen	T3	11	5.668	15:12.800	1:21.265	Nissan 350Z/v	iTrackzone.com
3	51	Raymond Blethen	T3	11	13.975	15:21.107	1:22.890	Mazda RX8/Bli	RST Performance Racir
4	#09	Jesse Schmidt	SM	11	14.781	15:21.913	1:22.888	Mazda Miata/F	Rossini Racing Product
5	18	Evan Karl	SM	11	17.824	15:24.956	1:22.056	Mazda Miata/v	BK Motorsports
6	70	Jimmy Locke	SM	11	19.604	15:26.736	1:23.252	Mazda Miata/r	NorthEast Earth Mecha
7	73	Xiang Li	SM	11	19.685	15:26.817	1:23.227	Mazda Spec M	
8	77	J T Coupal	SM	11	19.918	15:27.050	1:23.126	Mazda Miata/E	Flatout Motorsports Mi
9	11	Richard Bennett	SM	11	31.916	15:39.048	1:23.731	Mazda Miata/F	
10	129	John Raudat	SM	11	32.116	15:39.248	1:24.000	Mazda Miata/t	
11	144	Dave Kuchrawy	SM	11	33.674	15:40.806	1:23.953	Mazda Miata/E	
12	17	Whitfield Gregg	SM	11	39.367	15:46.499	1:24.846	Mazda Miata/E	Flatout Motorsports
13	149	Joe Schubert	SM	11	39.904	15:47.036	1:24.540	Mazda Miata/S	EY Flatout Motorsport
14	1	Doug Fisher	SM	11	40.735	15:47.867	1:24.790	Mazda Miata/E	Father Daughter Racinq
15	7	Cy Peake	SM	11	42.280	15:49.412	1:23.966	Mazda Miata/c	LTD Racing
16	13	Robert Reed	SM	11	48.069	15:55.201	1:24.385	Mazda Miata/C	LTD Racing
17	#04	Matthew Chimbolo	SM	11	49.108	15:56.240	1:23.632	Mazda Miata/v	Kit Kat's Ice Cream
18	38	Hunter Bogar	SM	11	57.429	16:04.561	1:25.221	Mazda Miata/r	Autex Mazda
19	96	Seth Duval	SM	11	1:01.100	16:08.232	1:26.195	Mazda Miata/v	Big Boy's Toys LLC
20	52	Tim Mullen	T3	11	1:02.321	16:09.453	1:25.195	Mazda RX 8/G	RST Performance Racir
21	90	Kent Vaccaro	SM	11	1:03.031	16:10.163	1:25.947	Mazda Miata/E	Flatout Motorsports
22	95	Kenneth Payson	T4	11	1:03.142	16:10.274	1:23.541	Mazda Miata/r	Hoosier Red Line Oil F
23	72	Peter A Lombardo	ITEZ	11	1:04.260	16:11.392	1:26.683	Fiat Abarth/Re	Lombardo Motorcars
24	#02	Pratt Tanner	SM	11	1:05.197	16:12.329	1:25.623	Mazda Miata/v	
25	#06	Jeff Longo	SM	11	1:12.261	16:19.393	1:26.452	Mazda Miata/r	LTD Racing / Marbledal
26	33	Rebecca Harvey	SM	11	1:13.316	16:20.448	1:26.658	Mazda Miata/E	Road Rebels
27	30	Stephen Sarnecki	SM	11	1:16.508	16:23.640	1:26.430	Mazda Miata/E	AutexCars
28	89	Anthony Vaccaro	SM	11	1:21.203	16:28.335	1:27.331	Mazda Miata/E	Flatout motorsports
29	#00	Ryan Duke	SM	11	1:21.708	16:28.840	1:27.717	Mazda Miata/E	
30	15	Robby Smolinski Jr.	ITEZ	11	1:23.460	16:30.592	1:25.600	Chevrolet Corv	
31	49	Michael Collier	ITEZ	10	1 Lap	15:16.627	1:28.729	Porsche 944/V	Northeast Track Days
32	21	Scott Allen	SM	10	1 Lap	15:18.010	1:29.527	Mazda Miata/C	The Racing School
33	177	Isaac Miskoe	SM	10	1 Lap	15:18.583	1:28.678	Mazda Miata/y	WhoopAss Race Fuel

**Announcements**

- New Track Record (1:21.265) for T3 by Chris Outzen.
- New Track Record (1:22.056) for SM by Evan Karl.
- New Track Record (1:32.658) for B-Spec by Christopher S. Mosley.
- Time Prov 1223 Time Final 1305

Margin of Victory	Avg. Speed	Best Lap Tm	Best Speed	Best Lap by
5.668	74.212	1:21.265	75.309	87 - Chris Outzen

Joshua Underwood, Chief of Timing & Scoring

Orbits

Bob Anderson, Chief Steward / Marianne Rhodes, Chairman SOM

www.mylaps.com  
Licensed to: NER, SCCA  
Page 1/2



**New England Region  
John Stim Memorial Regional  
Official Race Result**



John Stim Memorial

**Sorted on Laps**

Grp 5 - SM,ITC,T3-4,BSpec,ITEZ,SM5,SSM

Thompson Road Course - Long 1.700 miles

Race 2 #16-RQ-4244-S

10/8/2016 10:20 AM

Race (13:00 and 1 Laps) started at 12:00:51

Pos	No.	Name	Class	Laps	Diff	Total Tm	Best Tm	Make-Model	Sponsor
34	23	Tom Masiero	SSM	10	1 Lap	15:19.040	1:28.663	Mazda Miata/F	
35	43	Wendy Cappola	SM	10	1 Lap	15:40.872	1:30.661	Mazda 1994 M	She Racing Flatout Mo
36	14	Christopher S. Mosley	B-Spec	10	1 Lap	15:56.246	1:32.658	Honda Fit/Cop	
37	56	Michelle Yaiser	B-Spec	10	1 Lap	16:34.300	1:35.656	Mini Cooper/M	Indian Summer Racing
38	121	Gregory Pecora	T3	11	46.716	15:53.848		Mazda Mx 5 c	Pecora Motorsports No
39	34	Matthew Koskinen	T3	11	10.344	15:17.476		Mazda MX5/W	JMK Motorsports

Not classified

DNS	117	David Micciulla	ITEZ		DNS			Fiat Abarth/WI	Lombardo Motorcars
DNS	41	Clinton Chichester	SM		DNS			Mazda Miata/E	
DNS	50	Christopher Milton-Hall	SSM		DNS			Mazda Miata/c	Automaster Collision C

**Announcements**

- New Track Record (1:21.265) for T3 by Chris Outzen.
- New Track Record (1:22.056) for SM by Evan Karl.
- New Track Record (1:32.658) for B-Spec by Christopher S. Mosley.
- Time Prov 1223 Time Final 1305

Margin of Victory	Avg. Speed	Best Lap Tm	Best Speed	Best Lap by
5.668	74.212	1:21.265	75.309	87 - Chris Outzen

Joshua Underwood, Chief of Timing & Scoring

Orbits

Bob Anderson, Chief Steward / Marianne Rhodes, Chairman SOM

www.mylaps.com  
Licensed to: NER, SCCA  
Page 2/2





**New England Region  
John Stim Memorial Regional  
Official Race Result**



John Stim Memorial

**Sorted on Laps**

Grp 5 - SM,ITC,T3-4,BSpec,ITEZ,SM5,SSM

Thompson Road Course - Long 1.700 miles

Race 2 #16-RQ-4244-S

10/8/2016 10:20 AM

Race (13:00 and 1 Laps) started at 12:00:51

Pos	No.	Name	Class	Laps	Diff	Total Tm	Best Tm	Make-Model	Sponsor
<b>B-Spec</b>									
1	14	Christopher S. Mosley	B-Spec	10		15:56.246	1:32.658	Honda Fit/Cop	
2	56	Michelle Yaiser	B-Spec	10	38.054	16:34.300	1:35.656	Mini Cooper/M	Indian Summer Racing
<b>ITEZ</b>									
1	72	Peter A Lombardo	ITEZ	11		16:11.392	1:26.683	Fiat Abarth/Re	Lombardo Motorcars
2	15	Robby Smolinski Jr.	ITEZ	11	19.200	16:30.592	1:25.600	Chevrolet Con	
3	49	Michael Collier	ITEZ	10	1 Lap	15:16.627	1:28.729	Porsche 944/V	Northeast Track Days
<b>Not classified</b>									
DNS	117	David Micciulla	ITEZ		DNS			Fiat Abarth/Wl	Lombardo Motorcars
<b>SM</b>									
1	#09	Jesse Schmidt	SM	11		15:21.913	1:22.888	Mazda Miata/F	Rossini Racing Product
2	18	Evan Karl	SM	11	3.043	15:24.956	1:22.056	Mazda Miata/v	BK Motorsports
3	70	Jimmy Locke	SM	11	4.823	15:26.736	1:23.252	Mazda Miata/r	NorthEast Earth Mecha
4	73	Xiang Li	SM	11	4.904	15:26.817	1:23.227	Mazda Spec M	
5	77	J T Coupal	SM	11	5.137	15:27.050	1:23.126	Mazda Miata/E	Flatout Motorsports Mi
6	11	Richard Bennett	SM	11	17.135	15:39.048	1:23.731	Mazda Miata/F	
7	129	John Raudat	SM	11	17.335	15:39.248	1:24.000	Mazda Miata/t	
8	144	Dave Kuchrawy	SM	11	18.893	15:40.806	1:23.953	Mazda Miata/E	
9	17	Whitfield Gregg	SM	11	24.586	15:46.499	1:24.846	Mazda Miata/E	Flatout Motorsports
10	149	Joe Schubert	SM	11	25.123	15:47.036	1:24.540	Mazda Miata/c	EY Flatout Motorsport
11	1	Doug Fisher	SM	11	25.954	15:47.867	1:24.790	Mazda Miata/E	Father Daughter Racin
12	7	Cy Peake	SM	11	27.499	15:49.412	1:23.966	Mazda Miata/c	LTD Racing
13	13	Robert Reed	SM	11	33.288	15:55.201	1:24.385	Mazda Miata/C	LTD Racing
14	#04	Matthew Chimbolo	SM	11	34.327	15:56.240	1:23.632	Mazda Miata/v	Kit Kat's Ice Cream
15	38	Hunter Bogar	SM	11	42.648	16:04.561	1:25.221	Mazda Miata/r	Autex Mazda
16	96	Seth Duval	SM	11	46.319	16:08.232	1:26.195	Mazda Miata/v	Big Boy's Toys LLC
17	90	Kent Vaccaro	SM	11	48.250	16:10.163	1:25.947	Mazda Miata/E	Flatout Motorsports
18	#02	Pratt Tanner	SM	11	50.416	16:12.329	1:25.623	Mazda Miata/v	
19	#06	Jeff Longo	SM	11	57.480	16:19.393	1:26.452	Mazda Miata/r	LTD Racing / Marbledal

**Announcements**

- New Track Record (1:21.265) for T3 by Chris Outzen.
- New Track Record (1:22.056) for SM by Evan Karl.
- New Track Record (1:32.658) for B-Spec by Christopher S. Mosley.
- Time Prov 1223 Time Final 1305

Margin of Victory	Avg. Speed	Best Lap Tm	Best Speed	Best Lap by
5.668	74.212	1:21.265	75.309	87 - Chris Outzen

Joshua Underwood, Chief of Timing & Scoring

Orbits

Bob Anderson, Chief Steward / Marianne Rhodes, Chairman SOM

www.mylaps.com  
Licensed to: NER, SCCA  
Page 1/2



**New England Region  
John Stim Memorial Regional  
Official Race Result**



John Stim Memorial

**Sorted on Laps**

Grp 5 - SM,ITC,T3-4,BSpec,ITEZ,SM5,SSM

Thompson Road Course - Long 1.700 miles

Race 2 #16-RQ-4244-S

10/8/2016 10:20 AM

Race (13:00 and 1 Laps) started at 12:00:51

Pos	No.	Name	Class	Laps	Diff	Total Tm	Best Tm	Make-Model	Sponsor
20	33	Rebecca Harvey	SM	11	58.535	16:20.448	1:26.658	Mazda Miata/E	Road Rebels
21	30	Stephen Sarnecki	SM	11	1:01.727	16:23.640	1:26.430	Mazda Miata/E	AutexCars
22	89	Anthony Vaccaro	SM	11	1:06.422	16:28.335	1:27.331	Mazda Miata/E	Flatout motorsports
23	#00	Ryan Duke	SM	11	1:06.927	16:28.840	1:27.717	Mazda Miata/E	
24	21	Scott Allen	SM	10	1 Lap	15:18.010	1:29.527	Mazda Miata/C	The Racing School
25	177	Isaac Miskoe	SM	10	1 Lap	15:18.583	1:28.678	Mazda Miata/Y	WhoopAss Race Fuel
26	43	Wendy Cappola	SM	10	1 Lap	15:40.872	1:30.661	Mazda 1994 M	She Racing Flatout Mc

Not classified

DNS	41	Clinton Chichester	SM		DNS			Mazda Miata/E	
-----	----	--------------------	----	--	-----	--	--	---------------	--

SSM

1	23	Tom Masiero	SSM	10		15:19.040	1:28.663	Mazda Miata/F	
---	----	-------------	-----	----	--	-----------	----------	---------------	--

Not classified

DNS	50	Christopher Milton-Hall	SSM		DNS			Mazda Miata/c	Automaster Collision C
-----	----	-------------------------	-----	--	-----	--	--	---------------	------------------------

T3

1	58	Stephen Blethen	T3	11		15:07.132	1:21.369	Mazda RX8/Bl	RSTPerformance.com
2	87	Chris Outzen	T3	11	5.668	15:12.800	1:21.265	Nissan 350Z/v	iTrackzone.com
3	51	Raymond Blethen	T3	11	13.975	15:21.107	1:22.890	Mazda RX8/Bl	RST Performance Racir
4	52	Tim Mullen	T3	11	1:02.321	16:09.453	1:25.195	Mazda RX 8/G	RST Performance Racir
5	121	Gregory Pecora	T3	11	46.716	15:53.848		Mazda Mx 5 c	Pecora Motorsports No
6	34	Matthew Koskinen	T3	11	10.344	15:17.476		Mazda MX5/W	JMK Motorsports

T4

1	95	Kenneth Payson	T4	11		16:10.274	1:23.541	Mazda Miata/r	Hoosier Red Line Oil F
---	----	----------------	----	----	--	-----------	----------	---------------	------------------------

**Announcements**

- New Track Record (1:21.265) for T3 by Chris Outzen.
- New Track Record (1:22.056) for SM by Evan Karl.
- New Track Record (1:32.658) for B-Spec by Christopher S. Mosley.
- Time Prov 1223 Time Final 1305

Margin of Victory	Avg. Speed	Best Lap Tm	Best Speed	Best Lap by
5.668	74.212	1:21.265	75.309	87 - Chris Outzen

Joshua Underwood, Chief of Timing & Scoring

Orbits

Bob Anderson, Chief Steward / Marianne Rhodes, Chairman SOM

www.mylaps.com  
Licensed to: NER, SCCA

# John Stim Memorial

# Lapchart


Grp 5 - SM,ITC,T3-4,BSpec,ITEZ,SM5,SSM

Thompson Road Course - Long 1.700 miles

Race 2 #16-RQ-4244-S

10/8/2016 10:20 AM

Race (13:00 and 1 Laps) started at 12:00:51



Competitors	Laps												
	0	1	2	3	4	5	6	7	8	9	10	11	
Chris Outzen (87)	1	87	87	87	87	87	87	58	58	58	58	58	58
Stephen Blethen (58)	2	58	58	58	58	58	58	87	87	87	87	87	87
Raymond Blethen (51)	3	51	51	51	51	51	51	51	51	34	34	34	34
Evan Karl (18)	4	18	73	70	70	70	#09	#09	34	34	51	51	51
Jimmy Locke (70)	5	70	70	#09	#09	#09	70	70	#09	#09	#09	#09	#09
Xiang Li (73)	6	73	#09	73	73	73	73	34	70	70	18	18	18
Jesse Schmidt (#09)	7	#09	11	77	77	77	34	73	73	18	70	70	70
J T Coupal (77)	8	77	77	11	18	34	77	18	18	73	73	73	73
Richard Bennett (11)	9	11	18	18	11	18	18	77	77	77	77	77	77
John Raudat (129)	10	129	17	17	34	11	129	129	11	11	129	129	11
Dave Kuchrawy (144)	11	144	129	129	129	129	11	11	129	129	11	11	129
Whitfield Gregg (17)	12	17	144	144	17	17	17	144	144	144	144	144	144
Doug Fisher (1)	13	1	1	1	144	144	144	17	17	17	17	17	17
Pratt Tanner (#02)	14	#02	90	34	1	1	1	1	149	149	149	149	149
Kent Vaccaro (90)	15	90	149	149	149	149	149	149	1	1	1	1	1
Peter A Lombardo (72)	16	72	34	90	90	90	121	121	7	7	7	7	7
Joe Schubert (149)	17	149	96	96	121	121	7	7	121	121	121	121	121
Ryan Duke (#00)	18	#00	72	72	96	96	96	13	13	13	13	13	13
Seth Duval (96)	19	96	121	121	72	7	90	90	90	#04	#04	#04	#04
Rebecca Harvey (33)	20	33	#02	#02	7	72	13	96	#04	90	38	38	38
Scott Allen (21)	21	21	#00	38	#02	38	72	#04	96	96	90	96	96
Isaac Miskoe (177)	22	177	33	#00	38	13	38	38	38	38	96	90	52
Michael Collier (49)	23	49	52	7	13	#02	#04	72	72	72	52	52	90
Matthew Koskinen (34)	24	34	38	33	#04	#04	#02	#02	#02	52	72	72	95
Gregory Pecora (121)	25	121	21	13	#00	52	52	52	52	#02	#02	95	72
Wendy Cappola (43)	26	43	7	#04	33	#00	33	33	33	95	95	#02	#02
Christopher S. Mosley (14)	27	14	13	52	52	33	#00	#06	#06	33	#06	#06	#06
Tim Mullen (52)	28	52	177	21	89	89	89	#00	95	#06	33	33	33
Michelle Yaiser (56)	29	56	#04	89	#06	#06	#06	95	#00	#00	30	30	30
Hunter Bogar (38)	30	38	89	49	21	30	30	89	89	30	#00	89	89

Joshua Underwood, Chief of Timing & Scoring

Bob Anderson, Chief Steward / Marianne Rhodes, Chairman SOM

Orbits

www.mylaps.com  
Licensed to: NER, SCCA



New England Region  
John Stim Memorial Regional  
Official Race Result



John Stim Memorial

Grp 5 - SM,ITC,T3-4,BSpec,ITEZ,SM5,SSM

Thompson Road Course - Long 1.700 miles

Race 2 #16-RQ-4244-S

10/8/2016 10:20 AM

Race (13:00 and 1 Laps) started at 12:00:51

<u>(58) Stephen Blethen</u> 1 1:25.275 +3.906 2 1:22.149 +0.780 3 1:21.626 +0.257 4 1:21.816 +0.447 5 1:22.144 +0.775 6 1:21.671 +0.302 7 <b>1:21.369</b> 8 1:23.193 +1.824 9 1:21.430 +0.061 10 1:21.770 +0.401 11 1:24.402 +3.033	9 1:23.706 +1.650 10 1:23.934 +1.878 11 1:22.960 +0.904	<u>(70) Jimmy Locke</u> 1 1:26.856 +3.604 2 1:23.883 +0.631 3 1:23.772 +0.520 4 1:23.378 +0.126 5 1:23.836 +0.584 6 <b>1:23.252</b> 7 1:24.827 +1.575 8 1:23.444 +0.192 9 1:24.307 +1.055 10 1:24.174 +0.922 11 1:23.948 +0.696	<u>(144) Dave Kuchrawy</u> 1 1:30.308 +6.355 2 1:24.805 +0.852 3 1:26.256 +2.303 4 1:25.074 +1.121 5 1:25.498 +1.545 6 <b>1:23.953</b> 7 1:25.665 +1.712 8 1:24.308 +0.355 9 1:24.198 +0.245 10 1:24.535 +0.582 11 1:24.454 +0.501	3 1:24.810 +0.844 4 1:24.051 +0.085 5 1:25.526 +1.560 6 1:24.002 +0.036 7 1:24.467 +0.501 8 1:24.929 +0.963 9 <b>1:23.966</b> 10 1:24.137 +0.171 11 1:25.015 +1.049	<u>(13) Robert Reed</u> 1 1:35.069 +10.684 2 1:25.891 +1.506 3 1:26.104 +1.719 4 1:24.813 +0.428 5 1:25.199 +0.814 6 1:25.338 +0.953 7 1:24.711 +0.326 8 1:25.210 +0.825 9 1:25.029 +0.644 10 1:24.848 +0.463 11 <b>1:24.385</b>	<u>(52) Tim Mullen</u> 1 1:34.640 +9.445 2 1:31.107 +5.912 3 1:26.854 +1.659 4 1:28.135 +2.940 5 1:25.967 +0.772 6 1:26.288 +1.093 7 <b>1:25.195</b> 8 1:26.284 +1.089 9 1:26.180 +0.985 10 1:26.072 +0.877 11 1:26.428 +1.233
<u>(87) Chris Outzen</u> 1 1:24.290 +3.025 2 <b>1:21.265</b> 3 1:22.680 +1.415 4 1:22.416 +1.151 5 1:22.252 +0.987 6 1:23.844 +2.579 7 1:23.009 +1.744 8 1:22.137 +0.872 9 1:22.382 +1.117 10 1:23.870 +2.605 11 1:24.655 +3.390	<u>(73) Xiang Li</u> 1 1:26.780 +3.553 2 1:24.465 +1.238 3 1:24.033 +0.806 4 <b>1:23.227</b> 5 1:23.569 +0.342 6 1:23.685 +0.458 7 1:24.190 +0.963 8 1:23.782 +0.555 9 1:23.870 +0.643 10 1:24.196 +0.969 11 1:23.929 +0.702	<u>(17) Whitfield Gregg</u> 1 1:29.463 +4.617 2 <b>1:24.846</b> 3 1:26.765 +1.919 4 1:25.009 +0.163 5 1:25.544 +0.698 6 1:26.093 +1.247 7 1:25.139 +0.293 8 1:25.386 +0.540 9 1:25.455 +0.609 10 1:25.601 +0.755 11 1:25.365 +0.519	<u>(#04) Matthew Chimbolo</u> 1 1:36.701 +13.069 2 1:27.281 +3.649 3 1:26.378 +2.746 4 1:24.662 +1.030 5 1:24.099 +0.467 6 1:26.444 +2.812 7 1:27.551 +3.919 8 1:24.138 +0.506 9 1:24.294 +0.662 10 <b>1:23.632</b> 11 1:23.873 +0.241	<u>(90) Kent Vaccaro</u> 1 1:32.304 +6.357 2 1:27.878 +1.931 3 1:26.294 +0.347 4 1:26.593 +0.646 5 1:29.151 +3.204 6 1:27.845 +1.898 7 <b>1:25.947</b> 8 1:26.956 +1.009 9 1:28.682 +2.735 10 1:28.589 +2.642 11 1:27.642 +1.695		
<u>(51) Raymond Blethen</u> 1 1:26.744 +3.854 2 1:23.577 +0.687 3 1:23.205 +0.315 4 <b>1:22.890</b> 5 1:23.364 +0.474 6 1:23.382 +0.492 7 1:23.454 +0.564 8 1:23.606 +0.716 9 1:24.147 +1.257 10 1:23.310 +0.420 11 1:22.899 +0.009	<u>(77) J T Coupal</u> 1 1:28.811 +5.685 2 1:24.751 +1.625 3 1:23.268 +0.142 4 <b>1:23.126</b> 5 1:23.276 +0.150 6 1:23.779 +0.653 7 1:23.408 +0.282 8 1:23.520 +0.394 9 1:24.153 +1.027 10 1:24.553 +1.427 11 1:23.159 +0.033	<u>(149) Joe Schubert</u> 1 1:31.791 +7.251 2 1:26.016 +1.476 3 1:25.510 +0.970 4 1:24.802 +0.262 5 1:25.116 +0.576 6 1:24.920 +0.380 7 <b>1:24.540</b> 8 1:24.902 +0.362 9 1:25.449 +0.909 10 1:25.587 +1.047 11 1:25.373 +0.833	<u>(38) Hunter Bogar</u> 1 1:34.335 +9.114 2 1:27.255 +2.034 3 1:25.665 +0.444 4 <b>1:25.221</b> 5 1:26.903 +1.682 6 1:27.039 +1.818 7 1:28.090 +2.869 8 1:25.611 +0.390 9 1:26.698 +1.477 10 1:25.360 +0.139 11 1:25.595 +0.374	<u>(95) Kenneth Payson</u> 1 1:45.998 +22.457 2 1:24.291 +0.750 3 1:26.713 +3.172 4 1:25.537 +1.996 5 1:25.234 +1.693 6 1:25.622 +2.081 7 1:25.374 +1.833 8 1:25.454 +1.913 9 <b>1:23.541</b> 10 1:24.084 +0.543 11 1:25.002 +1.461		
<u>(#09) Jesse Schmidt</u> 1 1:26.897 +4.009 2 1:23.780 +0.892 3 1:24.017 +1.129 4 1:23.240 +0.352 5 1:23.376 +0.488 6 1:22.922 +0.034 7 1:24.752 +1.864 8 <b>1:22.888</b> 9 1:22.926 +0.038 10 1:22.979 +0.091 11 1:22.914 +0.026	<u>(11) Richard Bennett</u> 1 1:28.312 +4.581 2 1:25.800 +2.069 3 1:25.491 +1.760 4 1:24.930 +1.199 5 1:24.913 +1.182 6 1:24.285 +0.554 7 1:24.773 +1.042 8 <b>1:23.731</b> 9 1:25.960 +2.229 10 1:24.770 +1.039 11 1:24.834 +1.103	<u>(1) Doug Fisher</u> 1 1:30.798 +6.008 2 1:25.521 +0.731 3 1:26.230 +1.440 4 1:24.806 +0.016 5 <b>1:24.790</b> 6 1:25.753 +0.963 7 1:25.090 +0.300 8 1:25.923 +1.133 9 1:25.341 +0.551 10 1:25.858 +1.068 11 1:25.707 +0.917	<u>(96) Seth Duval</u> 1 1:32.874 +6.679 2 1:26.505 +0.310 3 1:28.056 +1.861 4 1:26.304 +0.109 5 1:27.104 +0.909 6 1:28.409 +2.214 7 1:27.726 +1.531 8 <b>1:26.195</b> 9 1:28.585 +2.390 10 1:26.679 +0.484 11 1:26.307 +0.112	<u>(72) Peter A Lombardo</u> 1 1:33.869 +7.186 2 1:27.173 +0.490 3 1:28.058 +1.375 4 <b>1:26.683</b> 5 1:27.336 +0.653 6 1:28.340 +1.657 7 1:28.286 +1.603 8 1:27.035 +0.352 9 1:27.686 +1.003 10 1:27.481 +0.798 11 1:26.804 +0.121		
<u>(18) Evan Karl</u> 1 1:30.258 +8.202 2 1:24.171 +2.115 3 1:24.134 +2.078 4 1:23.013 +0.957 5 <b>1:22.056</b> 6 1:23.292 +1.236 7 1:23.280 +1.224 8 1:23.214 +1.158	<u>(129) John Raudat</u> 1 1:30.291 +6.291 2 1:24.695 +0.695 3 1:25.013 +1.013 4 1:24.482 +0.482 5 1:24.685 +0.685	<u>(7) Cy Peake</u> 1 1:35.026 +11.060 2 1:25.594 +1.628	<u>(92) Seth Duval</u> 1 1:32.874 +6.679 2 1:26.505 +0.310 3 1:28.056 +1.861 4 1:26.304 +0.109 5 1:27.104 +0.909 6 1:28.409 +2.214 7 1:27.726 +1.531 8 <b>1:26.195</b> 9 1:28.585 +2.390 10 1:26.679 +0.484 11 1:26.307 +0.112	<u>(#02) Pratt Tanner</u> 1 1:36.980 +11.357 2 1:27.501 +1.878 3 1:26.947 +1.324 4 1:28.669 +3.046 5 1:27.678 +2.055 6 1:27.111 +1.488 7 1:26.940 +1.317 8 1:29.350 +3.727 9 1:26.934 +1.311		

Joshua Underwood, Chief of Timing & Scoring

Orbits

Bob Anderson, Chief Steward / Marianne Rhodes, Chairman SOM

Joshua Underwood

www.mylaps.com  
Licensed to: NER, SCCA



New England Region  
John Stim Memorial Regional  
Official Race Result



John Stim Memorial

Grp 5 - SM,ITC,T3-4,BSpec,ITEZ,SM5,SSM

Thompson Road Course - Long 1.700 miles

Race 2 #16-RQ-4244-S

10/8/2016 10:20 AM

Race (13:00 and 1 Laps) started at 12:00:51

10	1:26.487	+0.864	7	1:29.138	+1.421	7	1:29.185	+0.522	8	1:22.240	-3:59:32.535
11	<b>1:25.623</b>		8	<b>1:27.717</b>		8	<b>1:28.663</b>		9	1:22.521	-3:59:32.254
			9	1:28.562	+0.845	9	1:31.495	+2.832	10	1:21.263	-3:59:33.512
(#06) Jeff Longo			10	1:29.247	+1.530	10	1:29.263	+0.600	11	1:22.726	-3:59:32.049
1	1:39.754	+13.302	11	1:28.063	+0.346						
2	1:28.291	+1.839				(43) Wendy Cappola					
3	1:27.364	+0.912	(15) Robby Smolinski Jr.			1	1:43.937	+13.276			
4	1:26.588	+0.136	1	1:41.590	+15.990	2	1:33.683	+3.022			
5	1:27.610	+1.158	2	1:31.990	+6.390	3	1:32.476	+1.815			
6	1:27.029	+0.577	3	1:29.245	+3.645	4	1:31.770	+1.109			
7	1:26.554	+0.102	4	1:28.742	+3.142	5	1:31.130	+0.469			
8	1:27.682	+1.230	5	1:30.436	+4.836	6	<b>1:30.661</b>				
9	<b>1:26.452</b>		6	1:27.440	+1.840	7	1:30.993	+0.332			
10	1:26.867	+0.415	7	1:28.177	+2.577	8	1:33.190	+2.529			
11	1:26.716	+0.264	8	1:27.105	+1.505	9	1:35.248	+4.587			
			9	1:26.650	+1.050	10	1:31.859	+1.198			
(33) Rebecca Harvey			10	<b>1:25.600</b>							
1	1:36.281	+9.623	11	1:25.718	+0.118	(14) Christopher S. Mosley					
2	1:29.509	+2.851				1	1:39.396	+6.738			
3	1:28.968	+2.310	(49) Michael Collier			2	1:37.381	+4.723			
4	1:29.741	+3.083	1	1:40.915	+12.186	3	1:35.774	+3.116			
5	1:28.497	+1.839	2	1:29.512	+0.783	4	1:34.085	+1.427			
6	1:27.476	+0.818	3	1:30.820	+2.091	5	1:34.898	+2.240			
7	1:27.041	+0.383	4	1:31.609	+2.880	6	1:33.019	+0.361			
8	1:27.545	+0.887	5	1:29.382	+0.653	7	1:34.198	+1.540			
9	1:27.626	+0.968	6	1:29.570	+0.841	8	<b>1:32.658</b>				
10	<b>1:26.658</b>		7	1:30.853	+2.124	9	1:34.326	+1.668			
11	1:27.358	+0.700	8	<b>1:28.729</b>		10	1:34.224	+1.566			
			9	1:30.590	+1.861						
(30) Stephen Sarnecki			10	1:29.498	+0.769	(56) Michelle Yaiser					
1	1:39.462	+13.032				1	1:49.382	+13.726			
2	1:31.531	+5.101	(21) Scott Allen			2	1:38.653	+2.997			
3	1:27.758	+1.328	1	1:38.178	+8.651	3	1:36.660	+1.004			
4	1:27.403	+0.973	2	1:31.158	+1.631	4	<b>1:35.656</b>				
5	1:27.136	+0.706	3	1:32.279	+2.752	5	1:36.762	+1.106			
6	1:27.321	+0.891	4	1:30.231	+0.704	6	1:41.702	+6.046			
7	1:28.076	+1.646	5	<b>1:29.527</b>		7	1:36.132	+0.476			
8	1:26.737	+0.307	6	1:29.797	+0.270	8	1:38.385	+2.729			
9	1:27.357	+0.927	7	1:30.234	+0.707	9	1:37.017	+1.361			
10	<b>1:26.430</b>		8	1:29.941	+0.414	10	1:37.249	+1.593			
11	1:26.782	+0.352	9	1:30.747	+1.220						
			10	1:31.409	+1.882	(121) Gregory Pecora					
(89) Anthony Vaccaro						1	1:32.621	-3:59:22.154			
1	1:38.100	+10.769	(177) Isaac Miskoe			2	1:25.803	-3:59:28.972			
2	1:28.828	+1.497	1	1:38.894	+10.216	3	1:26.531	-3:59:28.244			
3	1:29.002	+1.671	2	1:34.642	+5.964	4	1:25.075	-3:59:29.700			
4	<b>1:27.331</b>		3	1:30.669	+1.991	5	1:25.542	-3:59:29.233			
5	1:27.626	+0.295	4	1:30.725	+2.047	6	1:25.144	-3:59:29.631			
6	1:29.665	+2.334	5	1:31.346	+2.668	7	1:26.490	-3:59:28.285			
7	1:28.562	+1.231	6	1:28.976	+0.298	8	1:25.716	-3:59:29.059			
8	1:27.817	+0.486	7	<b>1:28.678</b>		9	1:24.818	-3:59:29.957			
9	1:28.067	+0.736	8	1:29.183	+0.505	10	1:24.761	-3:59:30.014			
10	1:27.532	+0.201	9	1:29.762	+1.084	11	1:25.466	-3:59:29.309			
11	1:28.718	+1.387	10	1:30.826	+2.148						
						(34) Matthew Koskinen					
(#00) Ryan Duke			(23) Tom Masiero			1	1:30.156	-3:59:24.619			
1	1:35.740	+8.023	1	1:41.246	+12.583	2	1:23.205	-3:59:31.570			
2	1:29.338	+1.621	2	1:32.585	+3.922	3	1:22.091	-3:59:32.684			
3	1:29.256	+1.539	3	1:30.013	+1.350	4	1:20.521	-3:59:34.254			
4	1:30.334	+2.617	4	1:31.023	+2.360	5	1:21.704	-3:59:33.071			
5	1:29.232	+1.515	5	1:30.038	+1.375	6	1:22.757	-3:59:32.018			
6	1:28.807	+1.090	6	1:28.724	+0.061	7	1:22.688	-3:59:32.087			

Joshua Underwood, Chief of Timing & Scoring

Orbits

Bob Anderson, Chief Steward / Marianne Rhodes, Chairman SOM

*Joshua Underwood*

www.mylaps.com  
Licensed to: NER, SCCA



**New England Region  
John Stim Memorial Regional  
Official Race Result**



John Stim Memorial

**Sorted on Best Lap time**

Grp 5 - SM,ITC,T3-4,BSpec,ITEZ,SM5,SSM

Thompson Road Course - Long 1.700 miles

Race 2 #16-RQ-4244-S

10/8/2016 10:20 AM

Race (13:00 and 1 Laps) started at 12:00:51

Pos	No.	Name	Class	Best Tm	Diff	Best Speed	In Lap	Make-Model	Sponsor
<b>B-Spec</b>									
1	14	Christopher S. Mosley	B-Spec	1:32.658		66.049	8	Honda Fit/Copper	
2	56	Michelle Yaiser	B-Spec	1:35.656	2.998	63.979	4	Mini Cooper/Maroo	Indian Summer Ra
<b>ITEZ</b>									
1	15	Robby Smolinski Jr.	ITEZ	1:25.600		71.495	10	Chevrolet Corvette,	
2	72	Peter A Lombardo	ITEZ	1:26.683	1.083	70.602	4	Fiat Abarth/Red	Lombardo Motorca
3	49	Michael Collier	ITEZ	1:28.729	3.129	68.974	8	Porsche 944/White	Northeast Track Da
<b>Not classified</b>									
DNS	117	David Micciulla	ITEZ			-	0	Fiat Abarth/White	Lombardo Motorca
<b>SM</b>									
1	18	Evan Karl	SM	1:22.056		74.583	5	Mazda Miata/White	BK Motorsports
2	#09	Jesse Schmidt	SM	1:22.888	0.832	73.835	8	Mazda Miata/Red	Rossini Racing Pro
3	77	J T Coupal	SM	1:23.126	1.070	73.623	4	Mazda Miata/Blu/Bl	Flatout Motorsport
4	73	Xiang Li	SM	1:23.227	1.171	73.534	4	Mazda Spec Miata/	
5	70	Jimmy Locke	SM	1:23.252	1.196	73.512	6	Mazda Miata/rusty	NorthEast Earth Me
6	#04	Matthew Chimbolo	SM	1:23.632	1.576	73.178	10	Mazda Miata/White	Kit Kat's Ice Cream
7	11	Richard Bennett	SM	1:23.731	1.675	73.091	8	Mazda Miata/Red/t	
8	144	Dave Kuchrawy	SM	1:23.953	1.897	72.898	6	Mazda Miata/Black	
9	7	Cy Peake	SM	1:23.966	1.910	72.887	9	Mazda Miata/green	LTD Racing
10	129	John Raudat	SM	1:24.000	1.944	72.857	6	Mazda Miata/blue/c	
11	13	Robert Reed	SM	1:24.385	2.329	72.525	11	Mazda Miata/Greer	LTD Racing
12	149	Joe Schubert	SM	1:24.540	2.484	72.392	7	Mazda Miata/Silver	EY Flatout Motors
13	1	Doug Fisher	SM	1:24.790	2.734	72.178	5	Mazda Miata/Blue/'	Father Daughter R
14	17	Whitfield Gregg	SM	1:24.846	2.790	72.131	2	Mazda Miata/Black	Flatout Motorsport
15	38	Hunter Bogar	SM	1:25.221	3.165	71.813	4	Mazda Miata/red	Autex Mazda
16	#02	Pratt Tanner	SM	1:25.623	3.567	71.476	11	Mazda Miata/white,	
17	90	Kent Vaccaro	SM	1:25.947	3.891	71.207	7	Mazda Miata/Blue (	Flatout Motorsport
18	96	Seth Duval	SM	1:26.195	4.139	71.002	8	Mazda Miata/White	Big Boy's Toys LLC
19	30	Stephen Sarnecki	SM	1:26.430	4.374	70.809	10	Mazda Miata/Black	AutexCars
20	#06	Jeff Longo	SM	1:26.452	4.396	70.791	9	Mazda Miata/red	LTD Racing / Marbl
21	33	Rebecca Harvey	SM	1:26.658	4.602	70.622	10	Mazda Miata/Blue	Road Rebels
22	89	Anthony Vaccaro	SM	1:27.331	5.275	70.078	4	Mazda Miata/Blue (	Flatout motorsport
23	#00	Ryan Duke	SM	1:27.717	5.661	69.770	8	Mazda Miata/Blue/l	
24	177	Isaac Miskoe	SM	1:28.678	6.622	69.014	7	Mazda Miata/Yellow	WhoopAss Race Fu
25	21	Scott Allen	SM	1:29.527	7.471	68.359	5	Mazda Miata/Grey	The Racing School
26	43	Wendy Cappola	SM	1:30.661	8.605	67.504	6	Mazda 1994 Miata/	She Racing Flatou

**Announcements**

- New Track Record (1:21.265) for T3 by Chris Outzen.
- New Track Record (1:22.056) for SM by Evan Karl.
- New Track Record (1:32.658) for B-Spec by Christopher S. Mosley.
- Time Prov 1223 Time Final 1305

Joshua Underwood, Chief of Timing & Scoring

Orbits

Bob Anderson, Chief Steward / Marianne Rhodes, Chairman SOM

www.mylaps.com  
Licensed to: NER, SCCA





**New England Region  
John Stim Memorial Regional  
Official Race Result**



John Stim Memorial

**Sorted on Best Lap time**

Grp 5 - SM,ITC,T3-4,BSpec,ITEZ,SM5,SSM

Thompson Road Course - Long 1.700 miles

Race 2 #16-RQ-4244-S

10/8/2016 10:20 AM

Race (13:00 and 1 Laps) started at 12:00:51

Pos	No.	Name	Class	Best Tm	Diff	Best Speed	In Lap	Make-Model	Sponsor
Not classified									
DNS	41	Clinton Chichester	SM			-	0	Mazda Miata/Black	
SSM									
1	23	Tom Masiero	SSM	1:28.663		69.025	8	Mazda Miata/Red	
Not classified									
DNS	50	Christopher Milton-Hall	SSM			-	0	Mazda Miata/green	Automaster Collisic
T3									
1	87	Chris Outzen	T3	1:21.265		75.309	2	Nissan 350Z/white	iTrackzone.com
2	58	Stephen Blethen	T3	1:21.369	0.104	75.213	7	Mazda RX8/Blue/Gi	RSTPerformance.cc
3	51	Raymond Blethen	T3	1:22.890	1.625	73.833	4	Mazda RX8/Blue/O	RST Performance F
4	52	Tim Mullen	T3	1:25.195	3.930	71.835	7	Mazda RX 8/Green	RST Performance F
5	34	Matthew Koskinen	T3			-	0	Mazda MX5/White-	JMK Motorsports
6	121	Gregory Pecora	T3			-	0	Mazda Mx 5 cup ca	Pecora Motorsports
T4									
1	95	Kenneth Payson	T4	1:23.541		73.257	9	Mazda Miata/red	Hoosier Red Line (

**Announcements**

- New Track Record (1:21.265) for T3 by Chris Outzen.
- New Track Record (1:22.056) for SM by Evan Karl.
- New Track Record (1:32.658) for B-Spec by Christopher S. Mosley.
- Time Prov 1223 Time Final 1305

Joshua Underwood, Chief of Timing & Scoring

Orbits

Bob Anderson, Chief Steward / Marianne Rhodes, Chairman SOM

www.mylaps.com  
Licensed to: NER, SCCA





**New England Region  
John Stim Memorial Regional  
Official Race Result**



John Stim Memorial

**Sorted on Laps**

Grp 6 - HRG

Thompson Road Course - Long 1.700 miles

Race 2 #16-RQ-4244-S

10/8/2016 10:40 AM

Race (13:00 and 1 Laps) started at 12:25:36

Pos	No.	Name	Class	Laps	Diff	Total Tm	Best Tm	Make-Model	Sponsor
1	44	Adam Strelczuk	HRG4	11		15:11.222	1:21.265	Datsun 240Z C	
2	61	Tom Drake	HRG4	11	9.952	15:21.174	1:22.662	Opel GT/Blue	Alley Cat Racing
3	48	W. Scott Stickle	HRG5	11	59.560	16:10.782	1:26.189	Jaguar XKE/wl	BLACK ROCK RACING \
4	33	Greg Amy	HRG3	11	1:03.764	16:14.986	1:27.310	Porsche 914/C	
5	90	Paul Paparella	HRG3	10	1 Lap	15:19.255	1:30.529	BMW 2002tij/t	Eurosport of Westfield
6	114	Philip G Gott	HRG3	10	1 Lap	15:20.030	1:30.568	Triumph TR4A	Jean Green RD
7	23	Peter McCarthy	HRG1	10	1 Lap	15:21.162	1:30.402	Austin Healey	Midnight Auto Inc
8	17	Dan Ferguson	HRG2	10	1 Lap	16:38.247	1:36.659	MG MGA Road	rackandruinracing.com
9	7	George Michael Harmuth	HRG1	9	2 Laps	15:12.954	1:39.332	Triumph Spitfi	Dutchess Window Tinti

Not classified

DNS	43	Hal Jones	HRG3		DNS			BMW 2002 TII	Atelier Art Services
DNS	77	Gregory Meindl	HRG5		DNS			Ford Mustang/	Raceshopper.com

Announcements

Time Prov 1242 Time Final 1331

Margin of Victory	Avg. Speed	Best Lap Tm	Best Speed	Best Lap by
9.952	73.879	1:21.265	75.309	44 - Adam Strelczuk

Joshua Underwood, Chief of Timing & Scoring

Orbits

Bob Anderson, Chief Steward / Marianne Rhodes, Chairman SOM

www.mylaps.com  
Licensed to: NER, SCCA



**New England Region  
John Stim Memorial Regional  
Official Race Result**



John Stim Memorial

**Sorted on Laps**

Grp 6 - HRG

Thompson Road Course - Long 1.700 miles

Race 2 #16-RQ-4244-S

10/8/2016 10:40 AM

Race (13:00 and 1 Laps) started at 12:25:36

Pos	No.	Name	Class	Laps	Diff	Total Tm	Best Tm	Make-Model	Sponsor
HRG1									
1	23	Peter McCarthy	HRG1	10		15:21.162	1:30.402	Austin Healey	Midnight Auto Inc
2	7	George Michael Harmuth	HRG1	9	1 Lap	15:12.954	1:39.332	Triumph Spitfi	Dutchess Window Tinti
HRG2									
1	17	Dan Ferguson	HRG2	10		16:38.247	1:36.659	MG MGA Road	rackandruinracing.com
HRG3									
1	33	Greg Amy	HRG3	11		16:14.986	1:27.310	Porsche 914/C	
2	90	Paul Paparella	HRG3	10	1 Lap	15:19.255	1:30.529	BMW 2002tii/t	Eurosport of Westfield
3	114	Philip G Gott	HRG3	10	1 Lap	15:20.030	1:30.568	Triumph TR4A	Jean Green RD
Not classified									
DNS	43	Hal Jones	HRG3		DNS			BMW 2002 TII	Atelier Art Services
HRG4									
1	44	Adam Strelczuk	HRG4	11		15:11.222	1:21.265	Datsun 240Z C	
2	61	Tom Drake	HRG4	11	9.952	15:21.174	1:22.662	Opel GT/Blue	Alley Cat Racing
HRG5									
1	48	W. Scott Stickle	HRG5	11		16:10.782	1:26.189	Jaguar XKE/wl	BLACK ROCK RACING \
Not classified									
DNS	77	Gregory Meindl	HRG5		DNS			Ford Mustang/	Raceshopper.com

**Announcements**

Time Prov 1242 Time Final 1331

Margin of Victory	Avg. Speed	Best Lap Tm	Best Speed	Best Lap by
9.952	73.879	1:21.265	75.309	44 - Adam Strelczuk

Joshua Underwood, Chief of Timing & Scoring

Orbits

Bob Anderson, Chief Steward / Marianne Rhodes, Chairman SOM

www.mylaps.com  
Licensed to: NER, SCCA

# John Stim Memorial

# Lapchart


Grp 6 - HRG

Thompson Road Course - Long 1.700 miles

Race 2 #16-RQ-4244-S

10/8/2016 10:40 AM

Race (13:00 and 1 Laps) started at 12:25:36



## Competitors

### Laps

	0	1	2	3	4	5	6	7	8	9	10	11
Adam Strelczuk (44)	1	44	61	61	61	61	44	44	44	44	44	44
Tom Drake (61)	2	61	44	44	44	44	61	61	61	61	61	61
Greg Amy (33)	3	33	33	48	48	48	48	48	48	48	48	48
W. Scott Stickle (48)	4	48	48	33	33	33	33	33	33	33	33	33
Peter McCarthy (23)	5	23	90	90	90	90	90	90	90	90	90	90
Paul Paparella (90)	6	90	23	23	23	23	23	114	114	114	114	114
Philip G Gott (114)	7	114	114	114	114	114	114	23	23	23	23	23
Dan Ferguson (17)	8	17	7	7	7	17	17	17	17	17	17	17
George Michael Harmuth (7)	9	7	17	17	17	7	7	7	7	7	7	7
-	10											
-	11											



**New England Region  
John Stim Memorial Regional  
Official Race Result**



John Stim Memorial

Grp 6 - HRG

Thompson Road Course - Long 1.700 miles

Race 2 #16-RQ-4244-S

10/8/2016 10:40 AM

Race (13:00 and 1 Laps) started at 12:25:36

	9	<b>1:30.529</b>	
(44) Adam Strelczuk	10	1:30.908	+0.379
1		1:27.923	+6.658
2		1:22.578	+1.313
3		1:22.564	+1.299
4		1:22.815	+1.550
5		1:22.740	+1.475
6		1:21.817	+0.552
7		<b>1:21.265</b>	
8		1:21.463	+0.198
9		1:22.656	+1.391
10		1:22.948	+1.683
11		1:22.453	+1.188
	(114) Philip G Gott		
	1	1:36.067	+5.499
	2	1:32.129	+1.561
	3	1:32.038	+1.470
	4	1:31.841	+1.273
	5	1:31.399	+0.831
	6	1:31.768	+1.200
	7	1:30.696	+0.128
	8	<b>1:30.568</b>	
	9	1:30.602	+0.034
	10	1:31.184	+0.616
(61) Tom Drake			
1		1:26.669	+4.007
2		1:23.218	+0.556
3		1:22.837	+0.175
4		<b>1:22.662</b>	
5		1:23.402	+0.740
6		1:23.831	+1.169
7		1:23.755	+1.093
8		1:23.411	+0.749
9		1:23.138	+0.476
10		1:23.793	+1.131
11		1:24.303	+1.641
(48) W. Scott Stickle			
1		1:31.574	+5.385
2		1:28.337	+2.148
3		1:28.877	+2.688
4		1:26.933	+0.744
5		1:27.243	+1.054
6		1:27.478	+1.289
7		<b>1:26.189</b>	
8		1:28.008	+1.819
9		1:28.182	+1.993
10		1:28.499	+2.310
11		1:28.740	+2.551
(17) Dan Ferguson			
1		1:45.778	+9.119
2		1:39.429	+2.770
3		1:38.479	+1.820
4		1:38.509	+1.850
5		1:36.866	+0.207
6		1:38.622	+1.963
7		1:39.016	+2.357
8		1:46.166	+9.507
9		<b>1:36.659</b>	
10		1:36.887	+0.228
(7) George Michael Harmuth			
1		1:43.851	+4.519
2		1:39.742	+0.410
3		<b>1:39.332</b>	
4		1:40.757	+1.425
5		1:42.536	+3.204
6		1:42.531	+3.199
7		1:42.188	+2.856
8		1:40.109	+0.777
9		1:39.387	+0.055
(33) Greg Amy			
1		1:31.387	+4.077
2		1:29.702	+2.392
3		1:28.602	+1.292
4		1:27.483	+0.173
5		<b>1:27.310</b>	
6		1:27.391	+0.081
7		1:27.890	+0.580
8		1:28.878	+1.568
9		1:28.516	+1.206
10		1:28.471	+1.161
11		1:28.797	+1.487
(90) Paul Paparella			
1		1:34.346	+3.817
2		1:31.342	+0.813
3		1:32.345	+1.816
4		1:32.135	+1.606
5		1:32.174	+1.645
6		1:32.088	+1.559
7		1:31.372	+0.843
8		1:30.596	+0.067

Joshua Underwood, Chief of Timing & Scoring

Orbits

Bob Anderson, Chief Steward / Marianne Rhodes, Chairman SOM

*Joshua Underwood*

www.mylaps.com  
Licensed to: NER, SCCA



**New England Region  
John Stim Memorial Regional  
Official Race Result**



John Stim Memorial

**Sorted on Best Lap time**

Grp 6 - HRG

Thompson Road Course - Long 1.700 miles

Race 2 #16-RQ-4244-S

10/8/2016 10:40 AM

Race (13:00 and 1 Laps) started at 12:25:36

Pos	No.	Name	Class	Best Tm	Diff	Best Speed	In Lap	Make-Model	Sponsor
<b>HRG1</b>									
1	23	Peter McCarthy	HRG1	1:30.402		67.698	10	Austin Healey Ashk	Midnight Auto Inc
2	7	George Michael Harmuth	HRG1	1:39.332	8.930	61.612	3	Triumph Spitfire/Re	Dutchess Window
<b>HRG2</b>									
1	17	Dan Ferguson	HRG2	1:36.659		63.315	9	MG MGA Roadster/	rackandruinracing.c
<b>HRG3</b>									
1	33	Greg Amy	HRG3	1:27.310		70.095	5	Porsche 914/Orang	
2	90	Paul Paparella	HRG3	1:30.529	3.219	67.603	9	BMW 2002tii/blue	Eurosport of Westf
3	114	Philip G Gott	HRG3	1:30.568	3.258	67.574	8	Triumph TR4A/Red	Jean Green RD
Not classified									
DNS	43	Hal Jones	HRG3			-	0	BMW 2002 TII/Gre	Atelier Art Service
<b>HRG4</b>									
1	44	Adam Strelczuk	HRG4	1:21.265		75.309	7	Datsun 240Z GT2/f	
2	61	Tom Drake	HRG4	1:22.662	1.397	74.036	4	Opel GT/Blue	Alley Cat Racing
<b>HRG5</b>									
1	48	W. Scott Stickle	HRG5	1:26.189		71.007	7	Jaguar XKE/white	BLACK ROCK RACI
Not classified									
DNS	77	Gregory Meindl	HRG5			-	0	Ford Mustang/Red	Raceshopper.com

**Announcements**

Time Prov 1242 Time Final 1331

Joshua Underwood, Chief of Timing & Scoring

Orbits

Bob Anderson, Chief Steward / Marianne Rhodes, Chairman SOM

www.mylaps.com  
Licensed to: NER, SCCA



**New England Region  
John Stim Memorial Regional  
Official Race Result**



John Stim Memorial

**Sorted on Laps**

Grp 7 - GT1-2-3,SPO,AS,T1-2,ITE-R-S,STU

Thompson Road Course - Long 1.700 miles

Race 2 #16-RQ-4244-S

10/8/2016 11:00 AM

Race (13:00 and 1 Laps) started at 12:51:25

Pos	No.	Name	Class	Laps	Diff	Total Tm	Best Tm	Make-Model	Sponsor
1	38	John Branscombe	GT1	12		14:53.519	1:12.875	Chevrolet Corv	Colony Used Auto Parts
2	6	Douglas Valley	GT1	12	7.074	15:00.593	1:13.094	Ford Mustang	Catang Motorsports
3	18	Dave Maynard	GT2	12	34.851	15:28.370	1:16.162	BMW 330/orar	3D Auto Works Inc
4	4	John Hellmers	SPO	12	48.602	15:42.121	1:16.486	Chevrolet Cav	
5	42	Michael Lavigne	T2	12	55.605	15:49.124	1:17.790	Ford Mustang	Auto Re-Nu-It Auto Box
6	27	Anthony Serra	ITR	12	1:16.354	16:09.873	1:19.879	BMW 328i/Blu	Autotechnic/Meccanic
7	73	Mark Ketenci	ITR	12	1:17.128	16:10.647	1:19.819	BMW 328 ci/bl	3D Autoworks
8	53	Doug Brown	SPO	11	1 Lap	15:05.721	1:20.354	BMW 325is/Bl	
9	5	Bob Demers	T2	11	1 Lap	15:07.080	1:20.694	Pontiac solstic	Midway Buick GMC & C
10	46	Russ Jones	ITR	11	1 Lap	15:27.335	1:22.616	Porsche 944S2	
11	26	Ken Hubbard	ITR	11	1 Lap	15:27.912	1:22.783	BMW 325/Blk	Auto Technic
12	44	Adam Strelczuk	GT2	11	1 Lap	15:28.278	1:22.000	Datsun 240Z C	
13	56	Mike Frost	ITR	11	1 Lap	15:28.339	1:22.517	BMW 328i/Gre	Vermont Eco Floors
14	54	Jeff Campbell	ITE	11	1 Lap	15:29.940	1:22.765	Porsche 964/C	
15	81	Zachary Slater	ITE	11	1 Lap	15:30.629	1:22.326	Porsche 944 T	
16	30	Thomas Kelly	ITR	11	1 Lap	15:31.646	1:23.263	BMW 328i/Yell	Precision Motorsports/f
17	117	Mark Gregory	ITS	11	1 Lap	15:32.832	1:23.083	Mazda Miata/F	Rosmar Racing
18	52	Zachary Kelly	ITR	11	1 Lap	15:38.193	1:23.467	Mazda RX8/bl	Precision Motorsports
19	16	Dennis Careri	AS	11	1 Lap	16:09.500	1:23.675	Ford Mustang/	
20	13	Pasquale Bruno	T2	9	3 Laps	13:45.857	1:22.752	Cadillac CTS-V	MC Racing + Crowfligh
21	51	Raymond Blethen	ITR	12	Laps	4.715		Mazda RX8/Bl	RST Performance Racir

Not classified

DNS	80	Maurizio Cerasoli	GT2		DNS			Porsche 944 T	MCRacing
DNS	17	David Micciulla	ITE		DNS			Fiat Abarth/WI	Lombardo Motorcars

**Announcements**

New Track Record (1:17.790) for T2 by Michael Lavigne.  
New Track Record (1:12.875) for GT1 by John Branscombe.  
Time Prov 1308 Time Final 1343

Margin of Victory	Avg. Speed	Best Lap Tm	Best Speed	Best Lap by
7.074	82.192	1:12.875	83.979	38 - John Branscombe

Joshua Underwood, Chief of Timing & Scoring

Orbits

Bob Anderson, Chief Steward / Marianne Rhodes, Chairman SOM

www.mylaps.com  
Licensed to: NER, SCCA



**New England Region  
John Stim Memorial Regional  
Official Race Result**



John Stim Memorial

**Sorted on Laps**

Grp 7 - GT1-2-3,SPO,AS,T1-2,ITE-R-S,STU

Thompson Road Course - Long 1.700 miles

Race 2 #16-RQ-4244-S

10/8/2016 11:00 AM

Race (13:00 and 1 Laps) started at 12:51:25

Pos	No.	Name	Class	Laps	Diff	Total Tm	Best Tm	Make-Model	Sponsor
<b>AS</b>									
1	16	Dennis Careri	AS	11		16:09.500	1:23.675	Ford Mustang/	
<b>GT1</b>									
1	38	John Branscombe	GT1	12		14:53.519	1:12.875	Chevrolet Corv	Colony Used Auto Parts
2	6	Douglas Valley	GT1	12	7.074	15:00.593	1:13.094	Ford Mustang	Catang Motorsports
<b>GT2</b>									
1	18	Dave Maynard	GT2	12		15:28.370	1:16.162	BMW 330/orar	3D Auto Works Inc
2	44	Adam Strelczuk	GT2	11	1 Lap	15:28.278	1:22.000	Datsun 240Z C	
<b>Not classified</b>									
DNS	80	Maurizio Cerasoli	GT2		DNS			Porsche 944 T	MCRacing
<b>ITE</b>									
1	54	Jeff Campbell	ITE	11		15:29.940	1:22.765	Porsche 964/C	
2	81	Zachary Slater	ITE	11	0.689	15:30.629	1:22.326	Porsche 944 T	
<b>Not classified</b>									
DNS	17	David Micciulla	ITE		DNS			Fiat Abarth/Wi	Lombardo Motorcars
<b>ITR</b>									
1	27	Anthony Serra	ITR	12		16:09.873	1:19.879	BMW 328i/Blu	Autotechnic/Meccanic
2	73	Mark Ketenci	ITR	12	0.774	16:10.647	1:19.819	BMW 328 ci/bl	3D Autoworks
3	46	Russ Jones	ITR	11	1 Lap	15:27.335	1:22.616	Porsche 944S2	
4	26	Ken Hubbard	ITR	11	1 Lap	15:27.912	1:22.783	BMW 325/Blk	Auto Technic
5	56	Mike Frost	ITR	11	1 Lap	15:28.339	1:22.517	BMW 328i/Gre	Vermont Eco Floors
6	30	Thomas Kelly	ITR	11	1 Lap	15:31.646	1:23.263	BMW 328i/Yell	Precision Motorsports/f
7	52	Zachary Kelly	ITR	11	1 Lap	15:38.193	1:23.467	Mazda RX8/bl	Precision Motorsports
8	51	Raymond Blethen	ITR	12	Laps	4.715		Mazda RX8/Bl	RST Performance Racir
<b>ITS</b>									

**Announcements**

New Track Record (1:17.790) for T2 by Michael Lavigne.  
 New Track Record (1:12.875) for GT1 by John Branscombe.  
 Time Prov 1308 Time Final 1343

Margin of Victory	Avg. Speed	Best Lap Tm	Best Speed	Best Lap by
7.074	82.192	1:12.875	83.979	38 - John Branscombe

Joshua Underwood, Chief of Timing & Scoring

Orbits

Bob Anderson, Chief Steward / Marianne Rhodes, Chairman SOM

www.mylaps.com  
 Licensed to: NER, SCCA





**New England Region  
John Stim Memorial Regional  
Official Race Result**



John Stim Memorial

**Sorted on Laps**

Grp 7 - GT1-2-3,SPO,AS,T1-2,ITE-R-S,STU

Thompson Road Course - Long 1.700 miles

Race 2 #16-RQ-4244-S

10/8/2016 11:00 AM

Race (13:00 and 1 Laps) started at 12:51:25

Pos	No.	Name	Class	Laps	Diff	Total Tm	Best Tm	Make-Model	Sponsor
1	117	Mark Gregory	ITS	11		15:32.832	1:23.083	Mazda Miata/F	Rosmar Racing
SPO									
1	4	John Hellmers	SPO	12		15:42.121	1:16.486	Chevrolet Cav	
2	53	Doug Brown	SPO	11	1 Lap	15:05.721	1:20.354	BMW 325is/Bl	
T2									
1	42	Michael Lavigne	T2	12		15:49.124	1:17.790	Ford Mustang	Auto Re-Nu-It Auto Bo
2	5	Bob Demers	T2	11	1 Lap	15:07.080	1:20.694	Pontiac solstic	Midway Buick GMC & C
3	13	Pasquale Bruno	T2	9	3 Laps	13:45.857	1:22.752	Cadillac CTS-V	MC Racing + Crowfligh

**Announcements**

New Track Record (1:17.790) for T2 by Michael Lavigne.  
New Track Record (1:12.875) for GT1 by John Branscombe.  
Time Prov 1308 Time Final 1343

Margin of Victory	Avg. Speed	Best Lap Tm	Best Speed	Best Lap by
7.074	82.192	1:12.875	83.979	38 - John Branscombe

Joshua Underwood, Chief of Timing & Scoring

Orbits

Bob Anderson, Chief Steward / Marianne Rhodes, Chairman SOM

www.mylaps.com  
Licensed to: NER, SCCA  
Page 2/2

# John Stim Memorial

Lapchart


Grp 7 - GT1-2-3,SPO,AS,T1-2,ITE-R-S,STU

Thompson Road Course - Long 1.700 miles

Race 2 #16-RQ-4244-S

10/8/2016 11:00 AM

Race (13:00 and 1 Laps) started at 12:51:25



Competitors	Laps												
	0	1	2	3	4	5	6	7	8	9	10	11	12
John Branscombe (38)	1	38	38	38	38	38	38	38	38	38	38	38	38
Douglas Valley (6)	2	6	6	6	6	6	6	6	6	6	6	6	6
Dave Maynard (18)	3	18	18	18	18	18	18	18	18	18	18	18	18
John Hellmers (4)	4	4	42	42	42	42	42	42	42	42	4	4	4
Michael Lavigne (42)	5	42	73	73	73	4	4	4	4	4	4	42	42
Anthony Serra (27)	6	27	27	27	27	73	73	73	27	27	27	27	27
Mark Ketenci (73)	7	73	4	4	4	27	27	27	73	73	73	73	73
Doug Brown (53)	8	53	26	26	53	53	53	53	53	53	53	53	53
Ken Hubbard (26)	9	26	53	53	26	5	5	5	5	5	5	5	5
Jeff Campbell (54)	10	54	54	54	5	26	26	26	26	26	26	26	46
Zachary Slater (81)	11	81	81	5	54	54	46	46	46	46	46	46	26
Mike Frost (56)	12	56	5	81	81	46	54	54	54	56	56	56	44
Bob Demers (5)	13	5	56	46	46	56	56	56	56	54	54	44	56
Raymond Blethen (51)	14	51	30	56	56	81	81	81	81	30	81	54	54
Mark Gregory (117)	15	117	46	30	30	30	30	30	30	81	44	81	81
Russ Jones (46)	16	46	117	117	117	44	44	117	117	44	30	30	30
Pasquale Bruno (13)	17	13	44	44	44	117	117	44	44	117	117	117	117
Thomas Kelly (30)	18	30	13	13	13	13	13	13	13	13	52	52	52
Adam Strelczuk (44)	19	44	52	52	52	52	52	52	52	52	16	16	16
Dennis Careri (16)	20	16	16	16	16	16	16	16	16	16	13		
Zachary Kelly (52)	21	52											
-	22												
-	23												



# New England Region John Stim Memorial Regional Official Race Result



## John Stim Memorial


Grp 7 - GT1-2-3,SPO,AS,T1-2,ITE-R-S,STU

Thompson Road Course - Long 1.700 miles

Race 2 #16-RQ-4244-S

10/8/2016 11:00 AM

Race (13:00 and 1 Laps) started at 12:51:25



<u>(38) John Branscombe</u>			<u>(27) Anthony Serra</u>			<u>(46) Russ Jones</u>			<u>(81) Zachary Slater</u>			<u>(13) Pasquale Bruno</u>		
5	1:18.750	+0.960	1	1:23.510	+3.631	1	1:28.805	+6.189	1	1:27.722	+5.396	1	1:32.467	+9.715
6	1:19.681	+1.891	2	1:20.206	+0.327	2	<b>1:22.616</b>		2	1:24.539	+2.213	2	1:25.363	+2.611
7	1:18.507	+0.717	3	1:20.425	+0.546	3	1:23.774	+1.158	3	1:23.993	+1.667	3	1:24.296	+1.544
8	1:18.917	+1.127	4	1:22.025	+2.146	4	1:23.750	+1.134	4	1:24.941	+2.615	4	<b>1:22.752</b>	
9	1:19.903	+2.113	5	<b>1:19.879</b>		5	1:22.978	+0.362	5	1:23.990	+1.664	5	1:22.925	+0.173
10	1:19.162	+1.372	6	1:19.914	+0.035	6	1:22.750	+0.134	6	1:23.070	+0.744	6	1:23.143	+0.391
11	1:18.844	+1.054	7	1:20.357	+0.478	7	1:22.739	+0.123	7	1:22.937	+0.611	7	1:25.244	+2.492
12	1:19.238	+1.448	8	1:20.119	+0.240	8	1:24.547	+1.931	8	1:25.825	+3.499	8	1:24.134	+1.382
<u>(6) Douglas Valley</u>			<u>(73) Mark Ketenci</u>			<u>(26) Ken Hubbard</u>			<u>(30) Thomas Kelly</u>			<u>p9</u>		
1	1:17.493	+4.399	1	1:22.733	+2.914	1	1:25.495	+2.712	1	1:28.192	+4.929	1	2:20.299	+57.547
2	1:14.335	+1.241	2	1:20.531	+0.712	2	<b>1:22.783</b>		2	1:24.873	+1.610			
3	1:13.924	+0.830	3	1:20.376	+0.557	3	1:24.353	+1.570	3	1:23.550	+0.287			
4	1:13.368	+0.274	4	1:21.795	+1.976	4	1:23.647	+0.864	4	1:23.961	+0.698			
5	<b>1:13.094</b>		5	1:20.065	+0.246	5	1:23.804	+1.021	5	1:23.328	+0.065			
6	1:13.597	+0.503	6	1:20.335	+0.516	6	1:24.233	+1.450	6	1:23.263				
7	1:14.624	+1.530	7	1:20.949	+1.130	7	1:23.574	+0.791	7	1:24.065	+0.802			
8	1:16.550	+3.456	8	1:20.091	+0.272	8	1:24.231	+1.448	8	1:23.851	+0.588			
9	1:17.847	+4.753	9	1:20.224	+0.405	9	1:24.021	+1.238	9	1:23.857	+0.594			
10	1:14.953	+1.859	10	1:20.109	+0.290	10	1:23.894	+1.111	10	1:23.801	+0.538			
11	1:15.601	+2.507	11	1:21.431	+1.612	11	1:24.837	+2.054	11	1:23.462	+0.199			
12	1:15.161	+2.067	12	<b>1:19.819</b>		<u>(44) Adam Strelczuk</u>			11	1:23.462	+0.199			
<u>(18) Dave Maynard</u>			<u>(53) Doug Brown</u>			<u>(44) Adam Strelczuk</u>			<u>(117) Mark Gregory</u>					
1	1:19.533	+3.371	1	1:26.226	+5.872	1	1:31.361	+9.361	1	1:30.383	+7.300			
2	<b>1:16.162</b>		2	1:22.495	+2.141	2	1:23.246	+1.246	2	1:23.734	+0.651			
3	1:16.462	+0.300	3	1:22.455	+2.101	3	1:22.441	+0.441	3	1:23.371	+0.288			
4	1:16.731	+0.569	4	1:21.773	+1.419	4	1:22.966	+0.966	4	1:24.021	+0.938			
5	1:16.268	+0.106	5	1:20.753	+0.399	5	1:23.512	+1.512	5	1:23.528	+0.445			
6	1:17.052	+0.890	6	1:21.051	+0.697	6	1:23.291	+1.291	6	<b>1:23.083</b>				
7	1:17.526	+1.364	7	1:21.024	+0.670	7	1:24.298	+2.298	7	1:23.972	+0.889			
8	1:16.717	+0.555	8	<b>1:20.354</b>		8	1:23.791	+1.791	8	1:24.259	+1.176			
9	1:16.958	+0.796	9	1:21.752	+1.398	9	1:22.735	+0.735	9	1:24.099	+1.016			
10	1:17.298	+1.136	10	1:22.570	+2.216	10	1:22.000		10	1:23.286	+0.203			
11	1:17.099	+0.937	11	1:22.340	+1.986	11	1:22.443	+0.443	11	1:24.306	+1.223			
12	1:19.778	+3.616	<u>(5) Bob Demers</u>			<u>(56) Mike Frost</u>			<u>(52) Zachary Kelly</u>					
<u>(4) John Hellmers</u>			1	1:27.472	+6.778	1	1:28.103	+5.586	1	1:30.407	+6.940			
1	1:27.379	+10.893	2	1:23.005	+2.311	2	1:25.752	+3.235	2	1:26.402	+2.935			
2	1:19.579	+3.093	3	1:21.548	+0.854	3	1:22.875	+0.358	3	1:24.388	+0.921			
3	1:18.491	+2.005	4	1:21.098	+0.404	4	1:23.346	+0.829	4	1:23.725	+0.258			
4	1:20.840	+4.354	5	1:20.753	+0.399	5	1:24.020	+1.503	5	1:23.801	+0.334			
5	1:17.239	+0.753	6	1:21.051	+0.697	6	1:23.454	+0.937	6	1:23.696	+0.229			
6	1:17.254	+0.768	7	1:21.024	+0.670	7	<b>1:22.517</b>		7	1:24.212	+0.745			
7	<b>1:16.486</b>		8	1:21.752	+1.398	8	1:23.888	+1.371	8	<b>1:23.467</b>				
8	1:16.549	+0.063	9	1:22.570	+2.216	9	1:23.677	+1.160	9	1:23.972	+0.889			
9	1:17.178	+0.692	10	1:22.340	+1.986	10	1:22.607	+0.090	10	1:24.259	+1.176			
10	1:16.680	+0.194	<u>(5) Bob Demers</u>			11	1:24.140	+1.623	11	1:24.099	+1.016			
11	1:16.627	+0.141	1	1:27.472	+6.778	<u>(56) Mike Frost</u>			12	1:23.286	+0.203			
12	1:16.831	+0.345	2	1:23.005	+2.311	1	1:28.103	+5.586	1	1:24.306	+1.223			
<u>(42) Michael Lavigne</u>			3	1:21.548	+0.854	2	1:25.752	+3.235	<u>(16) Dennis Careri</u>					
1	1:20.009	+2.219	4	1:21.098	+0.404	3	1:22.875	+0.358	1	1:31.954	+8.279			
2	<b>1:17.790</b>		5	1:20.753	+0.399	4	1:23.346	+0.829	2	1:26.607	+2.932			
3	1:17.957	+0.167	6	1:21.051	+0.697	5	1:24.020	+1.503	3	1:24.956	+1.281			
4	1:18.574	+0.784	7	1:21.024	+0.670	6	1:23.454	+0.937	4	1:24.111	+0.436			
			8	1:21.752	+1.398	7	1:23.677	+1.160	5	1:43.327	+19.652			
			9	1:22.570	+2.216	8	1:22.607	+0.090						
			10	1:22.340	+1.986	9	1:22.735	+0.735						
			11	1:22.340	+1.986	10	1:22.000							
			12	1:22.340	+1.986	11	1:22.443	+0.443						
						<u>(54) Jeff Campbell</u>								
						1	1:26.999	+4.234						
						2	1:23.957	+1.192						
						3	1:24.951	+2.186						
						4	1:23.888	+1.123						
						5	1:24.299	+1.534						
						6	1:22.934	+0.169						
						7	1:23.218	+0.453						
						8	1:25.873	+3.108						

Joshua Underwood, Chief of Timing & Scoring

Orbits

Bob Anderson, Chief Steward / Marianne Rhodes, Chairman SOM

*Joshua Underwood*

www.mylaps.com  
Licensed to: NER, SCCA



**New England Region  
John Stim Memorial Regional  
Official Race Result**



John Stim Memorial

**Sorted on Best Lap time**

Grp 7 - GT1-2-3,SPO,AS,T1-2,ITE-R-S,STU

Thompson Road Course - Long 1.700 miles

Race 2 #16-RQ-4244-S

10/8/2016 11:00 AM

Race (13:00 and 1 Laps) started at 12:51:25

Pos	No.	Name	Class	Best Tm	Diff	Best Speed	In Lap	Make-Model	Sponsor
<b>AS</b>									
1	16	Dennis Careri	AS	1:23.675		73.140	10	Ford Mustang/blue	
<b>GT1</b>									
1	38	John Branscombe	GT1	1:12.875		83.979	5	Chevrolet Corvette	Colony Used Auto I
2	6	Douglas Valley	GT1	1:13.094	0.219	83.728	5	Ford Mustang Cobr	Catang Motorsport
<b>GT2</b>									
1	18	Dave Maynard	GT2	1:16.162		80.355	2	BMW 330/orange	3D Auto Works Inc
2	44	Adam Strelczuk	GT2	1:22.000	5.838	74.634	10	Datsun 240Z GT2/f	
Not classified									
DNS	80	Maurizio Cerasoli	GT2			-	0	Porsche 944 Turbo	MCRacing
<b>ITE</b>									
1	81	Zachary Slater	ITE	1:22.326		74.339	9	Porsche 944 Turbo	
2	54	Jeff Campbell	ITE	1:22.765	0.439	73.944	9	Porsche 964/Grey	
Not classified									
DNS	17	David Micciulla	ITE			-	0	Fiat Abarth/White	Lombardo Motorca
<b>ITR</b>									
1	73	Mark Ketenci	ITR	1:19.819		76.673	12	BMW 328 ci/blue	3D Autoworks
2	27	Anthony Serra	ITR	1:19.879	0.060	76.616	5	BMW 328i/Blue	Autotechnic/Mecca
3	56	Mike Frost	ITR	1:22.517	2.698	74.167	7	BMW 328i/Green	Vermont Eco Floor
4	46	Russ Jones	ITR	1:22.616	2.797	74.078	2	Porsche 944S2/red	
5	26	Ken Hubbard	ITR	1:22.783	2.964	73.928	2	BMW 325/Blk	Auto Technic
6	30	Thomas Kelly	ITR	1:23.263	3.444	73.502	6	BMW 328i/Yellow/E	Precision Motorspo
7	52	Zachary Kelly	ITR	1:23.467	3.648	73.322	8	Mazda RX8/blue	Precision Motorspo
8	51	Raymond Blethen	ITR			-	0	Mazda RX8/Blue/O	RST Performance F
<b>ITS</b>									
1	117	Mark Gregory	ITS	1:23.083		73.661	6	Mazda Miata/Red/v	Rosmar Racing
<b>SPO</b>									
1	4	John Hellmers	SPO	1:16.486		80.015	7	Chevrolet Cavalier/	
2	53	Doug Brown	SPO	1:20.354	3.868	76.163	8	BMW 325is/Blue	
<b>T2</b>									

**Announcements**

New Track Record (1:17.790) for T2 by Michael Lavigne.  
 New Track Record (1:12.875) for GT1 by John Branscombe.  
 Time Prov 1308 Time Final 1343

Joshua Underwood, Chief of Timing & Scoring Orbits

Bob Anderson, Chief Steward / Marianne Rhodes, Chairman SOM

*Joshua Underwood*

www.mylaps.com  
 Licensed to: NER, SCCA



**New England Region  
John Stim Memorial Regional  
Official Race Result**



John Stim Memorial

**Sorted on Best Lap time**

Grp 7 - GT1-2-3,SPO,AS,T1-2,ITE-R-S,STU

Thompson Road Course - Long 1.700 miles

Race 2 #16-RQ-4244-S

10/8/2016 11:00 AM

Race (13:00 and 1 Laps) started at 12:51:25

Pos	No.	Name	Class	Best Tm	Diff	Best Speed	In Lap	Make-Model	Sponsor
1	42	Michael Lavigne	T2	1:17.790		78.673	2	Ford Mustang GT/S	Auto Re-Nu-It Autc
2	5	Bob Demers	T2	1:20.694	2.904	75.842	6	Pontiac solstice gx	Midway Buick GMC
3	13	Pasquale Bruno	T2	1:22.752	4.962	73.956	4	Cadillac CTS-V/Blac	MC Racing + Crow

**Announcements**

New Track Record (1:17.790) for T2 by Michael Lavigne.  
New Track Record (1:12.875) for GT1 by John Branscombe.  
Time Prov 1308 Time Final 1343

Joshua Underwood, Chief of Timing & Scoring

Orbits

Bob Anderson, Chief Steward / Marianne Rhodes, Chairman SOM

www.mylaps.com  
Licensed to: NER, SCCA



**New England Region  
John Stim Memorial Regional  
Official Contingency Result**



John Stim Memorial

**Sorted on Laps**

Grp 1 - FV, F5, FST, F6, FVCC

Thompson Road Course - Long 1.700 miles

Race 3 #16-RQ-4244-S

10/8/2016 01:00 PM

Race (20:00 and 1 Laps) started at 13:18:31

Pos	No.	Name	Class	Laps	Diff	Total Tm	Best Tm	Make-Model	Sponsor
1	22	Michael Hinkle	FV	16		22:02.776	1:21.827	BRD BRD/Yellc	
2	#05	Nicholas Galuardi	FV	16	0.019	22:02.795	1:21.855	Caldwell D-13,	Barrtune Racing
3	33	Tyler Reynolds	FV	16	26.277	22:29.053	1:23.125	Citation/yellow	Quixote Racing
4	46	Mitchell Baker	FV	16	41.698	22:44.474	1:23.545	Protoform FV/	LOL
5	4	Paul Faford	FV	16	41.881	22:44.657	1:23.473	Mysterian M2/	
6	71	Jeffrey Adams	FV	16	42.137	22:44.913	1:23.540	campbell motc	napa auto parts of sou
7	#07	Chris Barry	FV	16	43.140	22:45.916	1:23.737	citation Formu	
8	75	Kevin O'Day	FV	16	59.447	23:02.223	1:25.161	Caldwell D-13,	Gulf
9	96	John Melican	FV	16	1:01.162	23:03.938	1:23.685	mysterian m3	
10	32	Brian Kenney	FV	15	1 Lap	22:18.203	1:26.950	FV Predator/Rc	
11	2	Robert Plencner	FV	15	1 Lap	22:38.575	1:28.427	Caracal C/Whi	

Not classified

DNS	49	Megan Gilkes	FV		DNS			BRD/Blac/Silve	Vallis Motor Sport
DNS	55	Bruce Rodman	FV		DNS			Caracal D/blac	Tire Warehouse
DNS	61	Walter Popiak	FV		DNS			CITATION 95V	LANGLAIS GROUP

**Announcements**

Time Prov 1343 Time Final 1415

Margin of Victory	Avg. Speed	Best Lap Tm	Best Speed	Best Lap by
0.019	74.026	1:21.827	74.792	22 - Michael Hinkle

Joshua Underwood, Chief of Timing & Scoring

Orbits

Bob Anderson, Chief Steward / Marianne Rhodes, Chairman SOM

www.mylaps.com  
Licensed to: NER, SCCA



**New England Region  
John Stim Memorial Regional  
Official Contingency Result**



John Stim Memorial

**Sorted on Laps**

Grp 1 - FV, F5, FST, F6, FVCC

Thompson Road Course - Long 1.700 miles

Race 3 #16-RQ-4244-S

10/8/2016 01:00 PM

Race (20:00 and 1 Laps) started at 13:18:31

Pos	No.	Name	Class	Laps	Diff	Total Tm	Best Tm	Make-Model	Sponsor
FV									
1	22	Michael Hinkle	FV	16		22:02.776	1:21.827	BRD BRD/Yellc	
2	#05	Nicholas Galuardi	FV	16	0.019	22:02.795	1:21.855	Caldwell D-13,	Barrtune Racing
3	33	Tyler Reynolds	FV	16	26.277	22:29.053	1:23.125	Citation/yellow	Quixote Racing
4	46	Mitchell Baker	FV	16	41.698	22:44.474	1:23.545	Protoform FV/	LOL
5	4	Paul Faford	FV	16	41.881	22:44.657	1:23.473	Mysterian M2/	
6	71	Jeffrey Adams	FV	16	42.137	22:44.913	1:23.540	campbell motc	napa auto parts of sou
7	#07	Chris Barry	FV	16	43.140	22:45.916	1:23.737	citation Formu	
8	75	Kevin O'Day	FV	16	59.447	23:02.223	1:25.161	Caldwell D-13,	Gulf
9	96	John Melican	FV	16	1:01.162	23:03.938	1:23.685	mysterian m3	
10	32	Brian Kenney	FV	15	1 Lap	22:18.203	1:26.950	FV Predator/R	
11	2	Robert Plencner	FV	15	1 Lap	22:38.575	1:28.427	Caracal C/Whi	
Not classified									
DNS	49	Megan Gilkes	FV		DNS			BRD/Blac/Silve	Vallis Motor Sport
DNS	55	Bruce Rodman	FV		DNS			Caracal D/blac	Tire Warehouse
DNS	61	Walter Popiak	FV		DNS			CITATION 95V	LANGLAIS GROUP

Announcements  
Time Prov 1343 Time Final 1415

Margin of Victory	Avg. Speed	Best Lap Tm	Best Speed	Best Lap by
0.019	74.026	1:21.827	74.792	22 - Michael Hinkle

Joshua Underwood, Chief of Timing & Scoring Orbits  
Bob Anderson, Chief Steward / Marianne Rhodes, Chairman SOM

www.mylaps.com  
Licensed to: NER, SCCA



# John Stim Memorial

# Lapchart


Grp 1 - FV, F5, FST, F6, FVCC

Thompson Road Course - Long 1.700 miles

Race 3 #16-RQ-4244-S

10/8/2016 01:00 PM

Race (20:00 and 1 Laps) started at 13:18:31



Competitors	Laps																	
	0	1	2	3	4	5	6	7	8	9	10	11	12	13	14	15	16	
Michael Hinkle (22)	1	22	22	22	22	22	#05	#05	#05	#05	22	22	22	22	#05	22	22	22
Nicholas Galuardi (#05)	2	#05	#05	#05	#05	#05	22	22	22	22	#05	#05	#05	#05	22	#05	#05	#05
Tyler Reynolds (33)	3	33	33	33	33	33	33	33	33	33	33	33	33	33	33	33	33	33
Paul Faford (4)	4	4	4	46	4	4	46	46	4	4	4	4	4	46	46	46	4	46
Mitchell Baker (46)	5	46	46	4	46	46	4	4	46	46	46	46	46	96	4	4	46	4
Chris Barry (#07)	6	#07	71	71	71	71	71	71	71	71	96	96	4	71	71	71	71	71
Jeffrey Adams (71)	7	71	75	75	75	75	75	96	96	96	96	71	71	71	#07	#07	#07	#07
Brian Kenney (32)	8	32	#07	#07	96	96	96	75	75	#07	#07	#07	#07	#07	75	75	75	75
Kevin O'Day (75)	9	75	96	96	#07	#07	#07	#07	#07	75	75	75	75	75	96	96	96	96
John Melican (96)	10	96	32	32	32	32	32	32	32	32	32	32	32	32	32	32	32	32
Robert Plencner (2)	11	2	2	2	2	2	2	2	2	2	2	2	2	2	2	2	2	2
-	12																	
-	13																	
-	14																	



**New England Region  
John Stim Memorial Regional  
Official Contingency Result**



John Stim Memorial

Grp 1 - FV, F5, FST, F6, FVCC

Thompson Road Course - Long 1.700 miles

Race 3 #16-RQ-4244-S

10/8/2016 01:00 PM

Race (20:00 and 1 Laps) started at 13:18:31

(22) Michael Hinkle	7	1:25.205	+1.660	15	1:24.302	+0.565	6	1:29.972	+1.545			
1	1:24.647	+2.820	9	<b>1:23.545</b>		16	1:24.701	+0.964	7	1:30.214	+1.787	
2	1:22.766	+0.939	10	1:24.900	+1.355	(75) Kevin O'Day	1	1:28.576	+3.415	8	1:29.908	+1.481
3	1:22.560	+0.733	11	1:24.626	+1.081	2	1:27.171	+2.010	9	1:29.005	+0.578	
4	1:22.718	+0.891	12	1:24.680	+1.135	3	<b>1:25.161</b>		10	1:30.592	+2.165	
5	1:22.710	+0.883	13	1:24.731	+1.186	4	1:25.750	+0.589	11	<b>1:28.427</b>		
6	1:22.178	+0.351	14	1:24.746	+1.201	5	1:25.882	+0.721	12	1:28.926	+0.499	
7	1:22.136	+0.309	15	1:24.554	+1.009	6	1:25.700	+0.539	13	1:28.716	+0.289	
8	<b>1:21.827</b>		16	1:25.261	+1.716	7	1:25.844	+0.683	14	1:29.994	+1.567	
9	1:22.029	+0.202	(4) Paul Faford	1	1:28.050	+4.577	8	1:25.772	+0.611	15	1:29.179	+0.752
10	1:22.261	+0.434	2	1:27.046	+3.573	3	1:25.325	+0.164				
11	1:22.480	+0.653	3	1:26.071	+2.598	4	1:25.784	+0.623				
12	1:22.655	+0.828	4	1:24.963	+1.490	5	1:25.857	+0.696				
13	1:23.569	+1.742	5	1:26.255	+2.782	6	1:26.262	+1.101				
14	1:22.490	+0.663	6	1:25.418	+1.945	7	1:27.159	+1.998				
15	1:23.096	+1.269	7	1:24.366	+0.893	8	1:26.799	+1.638				
16	1:22.654	+0.827	8	1:24.333	+0.860	9	1:26.454	+1.293				
(#05) Nicholas Galuardi	9	1:23.781	+0.308	10	1:24.869	+1.396	11	1:27.192	+2.031			
1	1:24.695	+2.840	11	1:24.608	+1.135	(96) John Melican	1	1:29.412	+5.727			
2	1:23.012	+1.157	12	1:25.661	+2.188	2	1:26.337	+2.652				
3	1:22.233	+0.378	13	1:25.912	+2.439	3	1:25.918	+2.233				
4	1:22.666	+0.811	14	<b>1:23.473</b>		4	1:24.852	+1.167				
5	<b>1:21.855</b>		15	1:23.665	+0.192	5	1:25.719	+2.034				
6	1:22.293	+0.438	16	1:25.650	+2.177	6	1:24.707	+1.022				
7	1:22.050	+0.195	(71) Jeffrey Adams	1	1:28.163	+4.623	7	1:25.019	+1.334			
8	1:22.498	+0.643	2	1:26.581	+3.041	8	1:24.571	+0.886				
9	1:22.327	+0.472	3	1:26.433	+2.893	9	<b>1:23.685</b>					
10	1:22.373	+0.518	4	1:25.267	+1.727	10	1:24.270	+0.585				
11	1:22.353	+0.498	5	1:25.439	+1.899	11	1:24.260	+0.575				
12	1:22.540	+0.685	6	1:25.838	+2.298	12	1:25.207	+1.522				
13	1:23.316	+1.461	7	1:24.856	+1.316	13	1:38.394	+14.709				
14	1:22.751	+0.896	8	1:24.491	+0.951	14	1:27.091	+3.406				
15	1:23.210	+1.355	9	1:23.572	+0.032	15	1:25.626	+1.941				
16	1:22.471	+0.616	10	1:24.783	+1.243	16	1:26.885	+3.200				
(33) Tyler Reynolds	11	1:25.509	+1.969	11	<b>1:23.125</b>		(32) Brian Kenney	1	1:33.404	+6.454		
1	1:25.684	+2.559	12	1:24.991	+1.451	2	1:28.931	+1.981				
2	<b>1:23.125</b>		13	1:25.475	+1.935	3	1:28.857	+1.907				
3	1:23.267	+0.142	14	<b>1:23.540</b>		4	1:28.234	+1.284				
4	1:23.375	+0.250	15	1:24.028	+0.488	5	1:27.819	+0.869				
5	1:24.328	+1.203	16	1:24.756	+1.216	6	1:28.744	+1.794				
6	1:24.343	+1.218	(#07) Chris Barry	1	1:30.056	+6.319	7	1:28.554	+1.604			
7	1:24.289	+1.164	2	1:26.561	+2.824	8	1:29.245	+2.295				
8	1:24.269	+1.144	3	1:26.650	+2.913	9	1:29.197	+2.247				
9	1:24.381	+1.256	4	1:25.323	+1.586	10	1:29.208	+2.258				
10	1:24.638	+1.513	5	1:25.428	+1.691	11	1:29.342	+2.392				
11	1:24.578	+1.453	6	1:25.145	+1.408	12	1:28.714	+1.764				
12	1:25.059	+1.934	7	1:25.926	+2.189	13	1:31.617	+4.667				
13	1:24.573	+1.448	8	1:24.775	+1.038	14	1:28.011	+1.061				
14	1:23.788	+0.663	9	<b>1:23.737</b>		15	<b>1:26.950</b>					
15	1:24.397	+1.272	10	1:24.181	+0.444	(2) Robert Plencner	1	1:33.193	+4.766			
16	1:24.497	+1.372	11	1:23.967	+0.230	2	1:30.928	+2.501				
(46) Mitchell Baker	12	1:24.586	+0.849	12	1:24.586	+0.849	3	1:33.995	+5.568			
1	1:28.006	+4.461	13	1:25.431	+1.694	4	1:32.204	+3.777				
2	1:26.405	+2.860	14	1:24.048	+0.311	5	1:31.300	+2.873				
3	1:26.491	+2.946										
4	1:24.984	+1.439										
5	1:25.486	+1.941										
6	1:25.743	+2.198										

Joshua Underwood, Chief of Timing & Scoring

Orbits

Bob Anderson, Chief Steward / Marianne Rhodes, Chairman SOM

*Joshua Underwood*

www.mylaps.com  
Licensed to: NER, SCCA



**New England Region  
John Stim Memorial Regional  
Official Contingency Result**



John Stim Memorial

**Sorted on Best Lap time**

Grp 1 - FV, F5, FST, F6, FVCC

Thompson Road Course - Long 1.700 miles

Race 3 #16-RQ-4244-S

10/8/2016 01:00 PM

Race (20:00 and 1 Laps) started at 13:18:31

Pos	No.	Name	Class	Best Tm	Diff	Best Speed	In Lap	Make-Model	Sponsor
FV									
1	22	Michael Hinkle	FV	1:21.827		74.792	8	BRD BRD/Yellow	
2	#05	Nicholas Galuardi	FV	1:21.855	0.028	74.766	5	Caldwell D-13/red	Bartune Racing
3	33	Tyler Reynolds	FV	1:23.125	1.298	73.624	2	Citation/yellow	Quixote Racing
4	4	Paul Faford	FV	1:23.473	1.646	73.317	14	Mysterian M2/Blue	
5	71	Jeffrey Adams	FV	1:23.540	1.713	73.258	14	campbell motorspo	napa auto parts of
6	46	Mitchell Baker	FV	1:23.545	1.718	73.254	9	Protoform FV/Navy	LOL
7	96	John Melican	FV	1:23.685	1.858	73.131	9	mysterian m3 fv/re	
8	#07	Chris Barry	FV	1:23.737	1.910	73.086	9	citation Formula Ve	
9	75	Kevin O'Day	FV	1:25.161	3.334	71.864	3	Caldwell D-13/Blue	Gulf
10	32	Brian Kenney	FV	1:26.950	5.123	70.385	15	FV Predator/Red	
11	2	Robert Plencner	FV	1:28.427	6.600	69.210	11	Caracal C/White	
Not classified									
DNS	49	Megan Gilkes	FV			-	0	BRD/Blac/Silver	Vallis Motor Sport
DNS	55	Bruce Rodman	FV			-	0	Caracal D/black/ye	Tire Warehouse
DNS	61	Walter Popiak	FV			-	0	CITATION 95V/REI	LANGLAIS GROUP

**Announcements**

Time Prov 1343 Time Final 1415

Joshua Underwood, Chief of Timing & Scoring

Orbits

Bob Anderson, Chief Steward / Marianne Rhodes, Chairman SOM

www.mylaps.com  
Licensed to: NER, SCCA



**New England Region  
John Stim Memorial Regional  
Official Contingency Result**



John Stim Memorial

**Sorted on Laps**

Grp 2 - IT7, SM2, STL

Thompson Road Course - Long 1.700 miles

Race 3 #16-RQ-4244-S

10/8/2016 01:25 PM

Race (20:00 and 1 Laps) started at 13:49:58

Pos	No.	Name	Class	Laps	Diff	Total Tm	Best Tm	Make-Model	Sponsor
1	18	Evan Karl	SM2	16		22:16.594	1:22.412	Mazda Miata/v	BK Motorsports
2	117	Mark Gregory	STL	16	0.781	22:17.375	1:22.336	Mazda Miata/F	Rosmar Racing
3	16	Rob Sturgis	STL	16	6.101	22:22.695	1:22.544	Mazda Miata/E	G&M Services/Lowrider
4	4	Glenn Lawton	STL	16	9.342	22:25.936	1:21.655	Mazda RX-7/w	Granite State Manufact
5	#09	Jesse Schmidt	SM2	16	10.315	22:26.909	1:22.686	Mazda Miata/F	Rossini Racing Product
6	70	Jimmy Locke	SM2	16	19.706	22:36.300	1:22.981	Mazda Miata/r	NorthEast Earth Mecha
7	73	Xiang Li	SM2	16	20.048	22:36.642	1:22.745	Mazda Spec M	
8	#08	Robert Karl Jr.	SM2	16	28.967	22:45.561	1:24.102	Mazda Miata/y	BK Motorsports
9	30	Tom Bogar	SM2	16	31.726	22:48.320	1:24.025	Mazda Miata/E	AUTEX MAZDA KEENE
10	144	Dave Kuchrawy	STL	16	32.960	22:49.554	1:23.975	Mazda Miata/E	
11	129	John Raudat	STL	16	35.754	22:52.348	1:23.993	Mazda Miata/t	
12	38	Hunter Bogar	SM2	16	51.893	23:08.487	1:24.847	Mazda Miata/r	Autex Mazda
13	37	Abhi Ghatak	STL	16	52.024	23:08.618	1:25.256	Mazda Miata/v	Kessler Engineering
14	35	Dominic Karl	SM2	16	58.741	23:15.335	1:25.248	Mazda Miata/F	BK Motorsports
15	14	Keith Knickerbocker	SM2	16	1:00.599	23:17.193	1:25.062	Mazda Miata/t	Knickerbocker by Desig
16	149	Joe Schubert	STL	16	1:01.260	23:17.854	1:25.584	Mazda Miata/s	EY Flatout Motorsport
17	17	Whitfield Gregg	STL	16	1:08.437	23:25.031	1:25.450	Mazda Miata/E	Flatout Motorsports
18	1	Doug Fisher	STL	16	1:08.610	23:25.204	1:25.050	Mazda Miata/E	Father Daughter Racing
19	96	Seth Duval	SM2	16	1:12.576	23:29.170	1:25.950	Mazda Miata/v	Big Boy's Toys LLC
20	13	Robert Reed	STL	16	1:12.862	23:29.456	1:24.923	Mazda Miata/C	LTD Racing
21	#04	Joseph Chimbolo	SM2	16	1:22.469	23:39.063	1:26.084	Mazda Miata/v	Kit Kat's Ice Cream
22	#02	Pratt Tanner	SM2	16	1:35.638	23:52.232	1:26.442	Mazda Miata/v	
23	#06	Jeff Longo	SM2	15	1 Lap	22:18.800	1:26.391	Mazda Miata/r	LTD Racing / Marbleda
24	90	Kent Vaccaro	STL	15	1 Lap	22:18.987	1:26.551	Mazda Miata/E	Flatout Motorsports
25	89	Anthony Vaccaro	STL	15	1 Lap	22:20.649	1:26.630	Mazda Miata/E	Flatout motorsports
26	33	Rebecca Harvey	SM2	15	1 Lap	22:33.767	1:26.419	Mazda Miata/E	Road Rebels
27	77	Daniel Sheppard	IT7	15	1 Lap	22:39.479	1:27.677	Mazda RX7/pu	it7racing.com
28	23	Tom Masiero	SM2	15	1 Lap	22:47.974	1:28.760	Mazda Miata/F	
29	81	JB Swan	IT7	15	1 Lap	22:53.953	1:28.918	Mazda RX-7/bl	R&S Redco
30	#00	Ryan Duke	SM2	15	1 Lap	22:58.224	1:28.637	Mazda Miata/E	
31	177	Isaac Miskoe	SM2	15	1 Lap	23:01.544	1:28.642	Mazda Miata/y	WhoopAss Race Fuel
32	43	Wendy Cappola	STL	15	1 Lap	23:28.038	1:30.063	Mazda 1994 M	She Racing Flatout Mc
33	171	Robert Beaulieu	IT7	14	2 Laps	22:32.127	1:33.461	Mazda rx-7/Bl	Beaulieu advertising ar

**Announcements**

Time Prov 1415 Time Final 1450

Margin of Victory	Avg. Speed	Best Lap Tm	Best Speed	Best Lap by
0.781	73.261	1:21.655	74.949	4 - Glenn Lawton

Joshua Underwood, Chief of Timing & Scoring

Orbits

Bob Anderson, Chief Steward / Marianne Rhodes, Chairman SOM

www.mylaps.com

Licensed to: NER, SCCA



**New England Region  
John Stim Memorial Regional  
Official Contingency Result**



John Stim Memorial

**Sorted on Laps**

Grp 2 - IT7, SM2, STL

Thompson Road Course - Long 1.700 miles

Race 3 #16-RQ-4244-S

10/8/2016 01:25 PM

Race (20:00 and 1 Laps) started at 13:49:58

Pos	No.	Name	Class	Laps	Diff	Total Tm	Best Tm	Make-Model	Sponsor
34	#07	Jason Carroll	IT7	13	3 Laps	22:30.364	1:29.854	Mazda RX-7/w	IT7racing.com
35	3	Serge Lentz	IT7	12	4 Laps	18:58.670	1:29.305	Mazda RX7/Re	Driver Skills Developme
36	7	Cy Peake	STL	6	10 Laps	9:29.361	1:25.807	Mazda Miata/c	LTD Racing

Not classified

DNS	41	Peter Morrison	STL		DNS			Mazda Miata/t	Deja Vu Motorsports
DNS	34	Matthew Koskinen	STL		DNS			Mazda MX5/W	JMK Motorsports
DNS	20	Robert Karl	SM2		DNS			Mazda Miata/v	BK Motorsports

**Announcements**

Time Prov 1415 Time Final 1450

Margin of Victory	Avg. Speed	Best Lap Tm	Best Speed	Best Lap by
0.781	73.261	1:21.655	74.949	4 - Glenn Lawton

Joshua Underwood, Chief of Timing & Scoring

Orbits

Bob Anderson, Chief Steward / Marianne Rhodes, Chairman SOM

www.mylaps.com

Licensed to: NER, SCCA

Page 2/2



**New England Region  
John Stim Memorial Regional  
Official Contingency Result**



John Stim Memorial

**Sorted on Laps**

Grp 2 - IT7, SM2, STL

Thompson Road Course - Long 1.700 miles

Race 3 #16-RQ-4244-S

10/8/2016 01:25 PM

Race (20:00 and 1 Laps) started at 13:49:58

Pos	No.	Name	Class	Laps	Diff	Total Tm	Best Tm	Make-Model	Sponsor
<b>IT7</b>									
1	77	Daniel Sheppard	IT7	15		22:39.479	1:27.677	Mazda RX7/pu	it7racing.com
2	81	JB Swan	IT7	15	14.474	22:53.953	1:28.918	Mazda RX-7/bl	R&S Redco
3	171	Robert Beaulieu	IT7	14	1 Lap	22:32.127	1:33.461	Mazda rx-7/Bl	Beaulieu advertising ar
4	#07	Jason Carroll	IT7	13	2 Laps	22:30.364	1:29.854	Mazda RX-7/w	IT7racing.com
5	3	Serge Lentz	IT7	12	3 Laps	18:58.670	1:29.305	Mazda RX7/Re	Driver Skills Developme
<b>SM2</b>									
1	18	Evan Karl	SM2	16		22:16.594	1:22.412	Mazda Miata/v	BK Motorsports
2	#09	Jesse Schmidt	SM2	16	10.315	22:26.909	1:22.686	Mazda Miata/F	Rossini Racing Product
3	70	Jimmy Locke	SM2	16	19.706	22:36.300	1:22.981	Mazda Miata/r	NorthEast Earth Mecha
4	73	Xiang Li	SM2	16	20.048	22:36.642	1:22.745	Mazda Spec M	
5	#08	Robert Karl Jr.	SM2	16	28.967	22:45.561	1:24.102	Mazda Miata/y	BK Motorsports
6	30	Tom Bogar	SM2	16	31.726	22:48.320	1:24.025	Mazda Miata/E	AUTEX MAZDA KEENE
7	38	Hunter Bogar	SM2	16	51.893	23:08.487	1:24.847	Mazda Miata/r	Autex Mazda
8	35	Dominic Karl	SM2	16	58.741	23:15.335	1:25.248	Mazda Miata/F	BK Motorsports
9	14	Keith Knickerbocker	SM2	16	1:00.599	23:17.193	1:25.062	Mazda Miata/t	Knickerbocker by Desig
10	96	Seth Duval	SM2	16	1:12.576	23:29.170	1:25.950	Mazda Miata/v	Big Boy's Toys LLC
11	#04	Joseph Chimbolo	SM2	16	1:22.469	23:39.063	1:26.084	Mazda Miata/v	Kit Kat's Ice Cream
12	#02	Pratt Tanner	SM2	16	1:35.638	23:52.232	1:26.442	Mazda Miata/v	
13	#06	Jeff Longo	SM2	15	1 Lap	22:18.800	1:26.391	Mazda Miata/r	LTD Racing / Marbledal
14	33	Rebecca Harvey	SM2	15	1 Lap	22:33.767	1:26.419	Mazda Miata/E	Road Rebels
15	23	Tom Masiero	SM2	15	1 Lap	22:47.974	1:28.760	Mazda Miata/F	
16	#00	Ryan Duke	SM2	15	1 Lap	22:58.224	1:28.637	Mazda Miata/E	
17	177	Isaac Miskoe	SM2	15	1 Lap	23:01.544	1:28.642	Mazda Miata/y	WhoopAss Race Fuel
<b>Not classified</b>									
DNS	20	Robert Karl	SM2		DNS			Mazda Miata/v	BK Motorsports
<b>STL</b>									
1	117	Mark Gregory	STL	16		22:17.375	1:22.336	Mazda Miata/F	Rosmar Racing
2	16	Rob Sturgis	STL	16	5.320	22:22.695	1:22.544	Mazda Miata/E	G&M Services/Lowrider

**Announcements**

Time Prov 1415 Time Final 1450

Margin of Victory	Avg. Speed	Best Lap Tm	Best Speed	Best Lap by
0.781	73.261	1:21.655	74.949	4 - Glenn Lawton

Joshua Underwood, Chief of Timing & Scoring

Orbits

Bob Anderson, Chief Steward / Marianne Rhodes, Chairman SOM

www.mylaps.com  
Licensed to: NER, SCCA



**New England Region  
John Stim Memorial Regional  
Official Contingency Result**



John Stim Memorial

**Sorted on Laps**

Grp 2 - IT7, SM2, STL

Thompson Road Course - Long 1.700 miles

Race 3 #16-RQ-4244-S

10/8/2016 01:25 PM

Race (20:00 and 1 Laps) started at 13:49:58

Pos	No.	Name	Class	Laps	Diff	Total Tm	Best Tm	Make-Model	Sponsor
3	4	Glenn Lawton	STL	16	8.561	22:25.936	1:21.655	Mazda RX-7/w	Granite State Manufact
4	144	Dave Kuchrawy	STL	16	32.179	22:49.554	1:23.975	Mazda Miata/E	
5	129	John Raudat	STL	16	34.973	22:52.348	1:23.993	Mazda Miata/t	
6	37	Abhi Ghatak	STL	16	51.243	23:08.618	1:25.256	Mazda Miata/v	Kessler Engineering
7	149	Joe Schubert	STL	16	1:00.479	23:17.854	1:25.584	Mazda Miata/s	EY Flatout Motorsport
8	17	Whitfield Gregg	STL	16	1:07.656	23:25.031	1:25.450	Mazda Miata/E	Flatout Motorsports
9	1	Doug Fisher	STL	16	1:07.829	23:25.204	1:25.050	Mazda Miata/E	Father Daughter Racing
10	13	Robert Reed	STL	16	1:12.081	23:29.456	1:24.923	Mazda Miata/C	LTD Racing
11	90	Kent Vaccaro	STL	15	1 Lap	22:18.987	1:26.551	Mazda Miata/E	Flatout Motorsports
12	89	Anthony Vaccaro	STL	15	1 Lap	22:20.649	1:26.630	Mazda Miata/E	Flatout motorsports
13	43	Wendy Cappola	STL	15	1 Lap	23:28.038	1:30.063	Mazda 1994 M	She Racing Flatout Mc
14	7	Cy Peake	STL	6	10 Laps	9:29.361	1:25.807	Mazda Miata/c	LTD Racing

Not classified

DNS	41	Peter Morrison	STL		DNS			Mazda Miata/t	Deja Vu Motorsports
DNS	34	Matthew Koskinen	STL		DNS			Mazda MX5/W	JMK Motorsports

**Announcements**

Time Prov 1415 Time Final 1450

Margin of Victory	Avg. Speed	Best Lap Tm	Best Speed	Best Lap by
0.781	73.261	1:21.655	74.949	4 - Glenn Lawton

Joshua Underwood, Chief of Timing & Scoring

Orbits

Bob Anderson, Chief Steward / Marianne Rhodes, Chairman SOM

www.mylaps.com  
Licensed to: NER, SCCA



# John Stim Memorial

# Lapchart


Grp 2 - IT7, SM2, STL

Thompson Road Course - Long 1.700 miles

Race 3 #16-RQ-4244-S

10/8/2016 01:25 PM

Race (20:00 and 1 Laps) started at 13:49:58



Competitors	Laps																	
	0	1	2	3	4	5	6	7	8	9	10	11	12	13	14	15	16	
Evan Karl (18)	1	18	117	117	117	117	117	117	117	117	18	18	18	18	18	18	18	
Mark Gregory (117)	2	117	18	18	18	18	18	18	18	117	117	117	117	117	117	117	117	
Jimmy Locke (70)	3	70	70	#09	#09	16	16	16	16	16	16	16	16	16	16	16	16	
Jesse Schmidt (#09)	4	#09	#09	16	16	#09	#09	#09	#09	#09	#09	4	#09	#09	4	4		
Rob Sturgis (16)	5	16	16	73	73	73	73	73	73	4	4	4	#09	4	4	#09	#09	
Xiang Li (73)	6	73	73	70	70	70	70	70	4	70	70	70	70	73	73	70	70	
Robert Karl Jr. (#08)	7	#08	#08	#08	#08	#08	4	4	4	70	73	73	73	70	70	73	73	
John Raudat (129)	8	129	129	129	129	4	#08	#08	#08	#08	#08	#08	#08	#08	#08	#08	#08	
Doug Fisher (1)	9	1	1	1	4	129	129	129	129	129	129	129	129	129	129	144	30	
Abhi Ghatak (37)	10	37	4	4	1	1	144	144	144	144	144	144	144	144	144	30	144	
Dave Kuchrawy (144)	11	144	144	144	144	144	1	1	1	30	30	30	30	30	30	30	129	129
Whitfield Gregg (17)	12	17	17	17	17	17	30	30	1	38	38	38	38	38	38	38	38	38
Glenn Lawton (4)	13	4	37	37	37	37	30	17	38	38	37	37	37	37	37	37	37	37
Keith Knickerbocker (14)	14	14	14	14	30	30	37	38	37	37	1	1	1	1	1	35	35	35
Hunter Bogar (38)	15	38	30	30	14	38	38	37	17	14	17	17	17	35	35	149	14	14
Tom Bogar (30)	16	30	38	38	38	14	14	14	14	17	149	149	149	17	149	14	149	149
Rebecca Harvey (33)	17	33	33	33	33	149	149	149	149	149	14	35	35	149	14	1	1	17
Pratt Tanner (#02)	18	#02	#02	#02	149	33	35	35	35	35	35	14	14	14	17	17	17	1
Joe Schubert (149)	19	149	149	149	#02	35	33	90	96	96	96	96	96	96	96	96	96	96
Anthony Vaccaro (89)	20	89	90	90	90	#02	90	96	90	90	#02	#02	13	13	13	13	13	13
Kent Vaccaro (90)	21	90	89	96	35	90	#02	33	33	#02	90	13	#02	#04	#04	#04	#04	#04
Daniel Sheppard (77)	22	77	96	35	96	96	96	#02	#02	33	89	#04	#04	#02	#02	#02	#02	#02
JB Swan (81)	23	81	35	89	89	89	89	89	89	89	#04	90	90	90	#06	#06	#06	#06
Seth Duval (96)	24	96	77	77	13	#04	#04	#04	#04	#04	13	89	89	#06	90	90	90	90
Jason Carroll (#07)	25	#07	#07	#04	#04	13	13	13	#06	#06	33	#06	#06	89	89	89	89	89
Joseph Chimbolo (#04)	26	#04	3	3	77	7	7	#06	13	13	#06	33	33	33	33	33	33	33
Serge Lentz (3)	27	3	81	81	3	77	#06	77	77	77	77	77	77	77	77	77	77	77
Ryan Duke (#00)	28	#00	#04	13	7	#06	77	3	23	23	23	23	23	23	23	23	23	23
Tom Masiero (23)	29	23	23	23	81	3	3	23	3	81	81	81	81	81	81	81	81	81
Isaac Miskoe (177)	30	177	177	#07	#06	81	23	81	81	3	3	3	#00	#00	#00	#00	#00	#00



**New England Region  
John Stim Memorial Regional  
Official Contingency Result**



John Stim Memorial


Grp 2 - IT7, SM2, STL

Thompson Road Course - Long 1.700 miles

Race 3 #16-RQ-4244-S

10/8/2016 01:25 PM

Race (20:00 and 1 Laps) started at 13:49:58



<b>(18) Evan Karl</b>	7 <b>1:21.655</b>	15 1:27.383 +4.638	5 1:24.011 +0.018	13 1:26.486 +1.238
1 1:25.633 +3.221	8 1:22.696 +1.041	16 1:25.321 +2.576	6 1:24.006 +0.013	14 1:26.620 +1.372
2 1:22.661 +0.249	9 1:24.769 +3.114		7 1:24.217 +0.224	15 1:26.749 +1.501
3 1:22.475 +0.063	10 1:22.966 +1.311	<b>(#08) Robert Karl Jr.</b>	8 1:24.526 +0.533	16 1:26.917 +1.669
4 1:22.526 +0.114	11 1:23.061 +1.406	1 1:27.301 +3.199	9 1:27.061 +3.068	
5 1:22.441 +0.029	12 1:23.348 +1.693	2 1:24.190 +0.088	10 1:25.865 +1.872	<b>(14) Keith Knickerbocker</b>
6 <b>1:22.412</b>	13 1:28.541 +6.886	3 1:24.234 +0.132	11 1:24.175 +0.182	1 1:30.143 +5.081
7 1:22.747 +0.335	14 1:22.779 +1.124	4 <b>1:24.102</b>	12 1:24.717 +0.724	2 <b>1:25.062</b>
8 1:22.491 +0.079	15 1:24.226 +2.571	5 1:25.050 +0.948	13 1:26.716 +2.723	3 1:26.156 +1.094
9 1:25.614 +3.202	16 1:25.908 +4.253	6 1:24.217 +0.115	14 1:24.953 +0.960	4 1:26.280 +1.218
10 1:24.489 +2.077		7 1:24.544 +0.442	15 1:31.716 +7.723	5 1:25.318 +0.256
11 1:23.314 +0.902	<b>(#09) Jesse Schmidt</b>	8 1:24.921 +0.819	16 1:27.039 +3.046	6 1:25.905 +0.843
12 1:22.832 +0.420	1 1:26.209 +3.523	9 1:26.255 +2.153		7 1:25.984 +0.922
13 1:23.580 +1.168	2 1:23.607 +0.921	10 1:26.014 +1.912	<b>(38) Hunter Bogar</b>	8 1:26.984 +1.922
14 1:23.609 +1.197	3 1:23.311 +0.625	11 1:24.352 +0.250	1 1:30.446 +5.599	9 1:31.953 +6.891
15 1:25.239 +2.827	4 1:23.088 +0.402	12 1:25.490 +1.388	2 1:25.245 +0.398	10 1:29.584 +4.522
16 1:24.531 +2.119	5 1:23.562 +0.876	13 1:25.735 +1.633	3 1:25.297 +0.450	11 1:26.497 +1.435
	6 <b>1:22.686</b>	14 1:25.360 +1.258	4 1:25.715 +0.868	12 1:27.380 +2.318
	7 1:22.735 +0.049	15 1:26.185 +2.083	5 <b>1:24.847</b>	13 1:26.363 +1.301
<b>(117) Mark Gregory</b>	8 1:23.011 +0.325	16 1:26.703 +2.601	6 1:25.614 +0.767	14 1:26.490 +1.428
1 1:25.030 +2.694	9 1:24.332 +1.646		7 1:25.041 +0.194	15 1:25.753 +0.691
2 1:22.911 +0.575	10 1:24.350 +1.664	<b>(30) Tom Bogar</b>	8 1:25.330 +0.483	16 1:28.438 +3.376
3 1:22.437 +0.101	11 1:23.429 +0.743	1 1:29.972 +5.947	9 1:26.926 +2.079	
4 1:22.483 +0.147	12 1:24.961 +2.275	2 1:24.951 +0.926	10 1:26.011 +1.164	<b>(149) Joe Schubert</b>
5 1:22.364 +0.028	13 1:25.872 +3.186	3 1:25.294 +1.269	11 1:25.714 +0.867	1 1:31.349 +5.765
6 1:22.469 +0.133	14 1:23.680 +0.994	4 1:25.442 +1.417	12 1:25.959 +1.112	2 1:26.763 +1.179
7 1:22.777 +0.441	15 1:26.620 +3.934	5 1:25.032 +1.007	13 1:31.181 +6.334	3 1:25.909 +0.325
8 1:22.352 +0.016	16 1:25.118 +2.432	6 1:25.593 +1.568	14 1:27.664 +2.817	4 1:26.309 +0.725
9 1:27.059 +4.723		7 1:24.199 +0.174	15 1:27.282 +2.435	5 1:26.261 +0.677
10 1:25.322 +2.986	<b>(70) Jimmy Locke</b>	8 1:25.497 +1.472	16 1:26.674 +1.827	6 1:25.675 +0.091
11 1:23.094 +0.758	1 1:26.189 +3.208	9 1:25.515 +1.490		7 <b>1:25.584</b>
12 <b>1:22.336</b>	2 1:25.249 +2.268	10 1:24.282 +0.257	<b>(37) Abhi Ghatak</b>	8 1:26.272 +0.688
13 1:23.120 +0.784	3 1:23.268 +0.287	11 <b>1:24.025</b>	1 1:30.941 +5.685	9 1:27.507 +1.923
14 1:23.165 +0.829	4 1:23.097 +0.116	12 1:25.300 +1.275	2 <b>1:25.256</b>	10 1:29.212 +3.628
15 1:25.143 +2.807	5 1:23.098 +0.117	13 1:24.742 +0.717	3 1:25.430 +0.174	11 1:26.670 +1.086
16 1:25.225 +2.889	6 1:23.218 +0.237	14 1:24.496 +0.471	4 1:25.698 +0.442	12 1:27.735 +2.151
	7 <b>1:22.981</b>	15 1:24.898 +0.873	5 1:25.847 +0.591	13 1:26.492 +0.908
<b>(16) Rob Sturgis</b>	8 1:23.947 +0.966	16 1:25.480 +1.455	6 1:26.376 +1.120	14 1:26.465 +0.881
1 1:26.452 +3.908	9 1:25.666 +2.685		7 1:25.759 +0.503	15 1:27.070 +1.486
2 1:23.478 +0.934	10 1:25.280 +2.299	<b>(144) Dave Kuchrawy</b>	8 1:25.621 +0.365	16 1:27.914 +2.330
3 1:23.040 +0.496	11 1:24.087 +1.106	1 1:28.600 +4.625	9 1:28.178 +2.922	
4 1:22.636 +0.092	12 1:27.566 +4.585	2 1:26.580 +2.605	10 1:30.032 +4.776	<b>(17) Whitfield Gregg</b>
5 1:22.929 +0.385	13 1:25.814 +2.833	3 1:24.473 +0.498	11 1:25.551 +0.295	1 1:29.765 +4.315
6 1:22.578 +0.034	14 1:26.107 +3.126	4 1:24.600 +0.625	12 1:25.961 +0.705	2 <b>1:25.450</b>
7 <b>1:22.544</b>	15 1:25.353 +2.372	5 1:24.342 +0.367	13 1:26.507 +1.251	3 1:25.521 +0.071
8 1:23.501 +0.957	16 1:25.084 +2.103	6 <b>1:23.975</b>	14 1:26.441 +1.185	4 1:25.556 +0.106
9 1:24.037 +1.493		7 1:24.195 +0.220	15 1:26.827 +1.571	5 1:25.578 +0.128
10 1:24.023 +1.479	<b>(73) Xiang Li</b>	8 1:24.226 +0.251	16 1:26.698 +1.442	6 1:26.590 +1.140
11 1:23.767 +1.223	1 1:26.714 +3.969	9 1:27.923 +3.948		7 1:26.849 +1.399
12 1:24.452 +1.908	2 1:23.765 +1.020	10 1:25.475 +1.500	<b>(35) Dominic Karl</b>	8 1:28.449 +2.999
13 1:24.112 +1.568	3 1:23.060 +0.315	11 1:24.177 +0.202	1 1:31.844 +6.596	9 1:29.672 +4.222
14 1:24.427 +1.883	4 <b>1:22.745</b>	12 1:25.619 +1.644	2 1:26.132 +0.884	10 1:29.275 +3.825
15 1:24.538 +1.994	5 1:23.645 +0.900	13 1:25.608 +1.633	3 1:25.821 +0.573	11 1:26.849 +1.399
16 1:25.571 +3.027	6 1:22.746 +0.001	14 1:25.748 +1.773	4 <b>1:25.248</b>	12 1:28.104 +2.654
	7 1:22.908 +0.163	15 1:25.131 +1.156	5 1:26.230 +0.982	13 1:28.588 +3.138
<b>(4) Glenn Lawton</b>	8 1:23.215 +0.470	16 1:27.064 +3.089	6 1:25.538 +0.290	14 1:28.539 +3.089
1 1:28.132 +6.477	9 1:28.336 +5.591		7 1:25.611 +0.363	15 1:29.007 +3.557
2 1:25.560 +3.905	10 1:24.850 +2.105	<b>(129) John Raudat</b>	8 1:26.441 +1.193	16 1:29.141 +3.691
3 1:22.574 +0.919	11 1:24.044 +1.299	1 1:27.775 +3.782	9 1:26.809 +1.561	
4 1:22.926 +1.271	12 1:27.484 +4.739	2 1:24.332 +0.339	10 1:28.419 +3.171	<b>(1) Doug Fisher</b>
5 1:22.795 +1.140	13 1:25.447 +2.702	3 <b>1:23.993</b>	11 1:26.659 +1.411	1 1:28.119 +3.069
6 1:21.783 +0.128	14 1:24.366 +1.621	4 1:26.076 +2.083	12 1:26.173 +0.925	2 <b>1:25.050</b>

Joshua Underwood, Chief of Timing & Scoring

Orbits

Bob Anderson, Chief Steward / Marianne Rhodes, Chairman SOM

*Joshua Underwood*

www.mylaps.com  
Licensed to: NER, SCCA



# New England Region

## John Stim Memorial Regional

### Official Contingency Result



John Stim Memorial

Grp 2 - IT7, SM2, STL

Thompson Road Course - Long 1.700 miles

Race 3 #16-RQ-4244-S

10/8/2016 01:25 PM

Race (20:00 and 1 Laps) started at 13:49:58

3	1:26.239	+1.189	11	<b>1:26.084</b>		3	1:27.950	+1.320	14	1:33.640	+4.880	8	1:34.678	+4.615
4	1:25.252	+0.202	12	1:27.439	+1.355	4	1:27.306	+0.676	15	1:31.495	+2.735	9	1:38.779	+8.716
5	1:25.916	+0.866	13	1:30.085	+4.001	5	1:27.017	+0.387				10	1:30.708	+0.645
6	1:25.166	+0.116	14	1:27.103	+1.019	6	1:26.949	+0.319	(81) JB Swan			11	1:35.603	+5.540
7	1:25.418	+0.368	15	1:27.733	+1.649	7	<b>1:26.630</b>		1	1:35.689	+6.771	12	1:36.031	+5.968
8	1:27.148	+2.098	16	1:27.719	+1.635	8	1:30.418	+3.788	2	1:30.626	+1.708	13	1:32.750	+2.687
9	1:31.092	+6.042				9	1:31.714	+5.084	3	1:31.376	+2.458	14	1:34.140	+4.077
10	1:31.616	+6.566	(#02) Pratt Tanner			10	1:30.979	+4.349	4	1:29.495	+0.577	15	1:33.687	+3.624
11	1:26.649	+1.599	1	1:31.059	+4.617	11	1:28.597	+1.967	5	1:30.173	+1.255			
12	1:26.449	+1.399	2	1:26.975	+0.533	12	1:28.517	+2.183	6	1:29.639	+0.721	(171) Robert Beaulieu		
13	1:28.293	+3.243	3	1:27.222	+0.780	13	1:28.693	+2.063	7	1:29.727	+0.809	1	1:39.394	+5.933
14	1:30.857	+5.807	4	1:27.023	+0.581	14	1:29.338	+2.708	8	1:32.166	+3.248	2	1:33.557	+0.096
15	1:29.993	+4.943	5	1:27.449	+1.007	15	1:28.932	+2.302	9	1:30.854	+1.936	3	1:34.072	+0.611
16	1:30.651	+5.601	6	1:30.596	+4.154				10	<b>1:28.918</b>		4	1:35.034	+1.573
			7	<b>1:26.442</b>		(33) Rebecca Harvey			11	1:29.388	+0.470	5	1:34.983	+1.522
(96) Seth Duval			8	1:30.624	+4.182	1	1:31.022	+4.603	12	1:33.454	+4.536	6	1:35.904	+2.443
1	1:31.943	+5.993	9	1:32.155	+5.713	2	1:26.960	+0.541	13	1:30.721	+1.803	7	1:36.955	+3.494
2	1:27.409	+1.459	10	1:27.788	+1.346	3	<b>1:26.419</b>		14	1:31.436	+2.518	8	1:39.952	+6.491
3	1:26.791	+0.841	11	1:26.897	+0.455	4	1:27.182	+0.763	15	1:34.337	+5.419	9	1:37.730	+4.269
4	<b>1:25.950</b>		12	1:28.327	+1.885	5	1:27.566	+1.147				10	1:35.566	+2.105
5	1:26.194	+0.244	13	1:30.653	+4.211	6	1:29.466	+3.047	(#00) Ryan Duke			11	<b>1:33.461</b>	
6	1:27.029	+1.079	14	1:26.998	+0.556	7	1:27.563	+1.144	1	1:36.901	+8.264	12	1:36.595	+3.134
7	1:27.363	+1.413	15	1:27.479	+1.037	8	1:32.875	+6.456	2	1:31.364	+2.727	13	1:35.698	+2.237
8	1:27.235	+1.285	16	1:39.969	+13.527	9	1:34.037	+7.618	3	1:30.061	+1.424	14	1:34.394	+0.933
9	1:29.575	+3.625				10	1:32.072	+5.653	4	1:29.179	+0.542			
10	1:28.258	+2.308	(#06) Jeff Longo			11	1:30.016	+3.597	5	1:30.235	+1.598	(#07) Jason Carroll		
11	1:27.688	+1.738	1	1:35.403	+9.012	12	1:28.645	+2.226	6	1:30.551	+1.914	1	1:35.104	+5.250
12	1:26.966	+1.016	2	1:29.823	+3.432	13	1:29.337	+2.918	7	<b>1:28.637</b>		2	1:31.940	+2.086
13	1:26.924	+0.974	3	1:29.793	+3.402	14	1:31.232	+4.813	8	1:32.651	+4.014	3	1:31.524	+1.670
14	1:26.474	+0.524	4	1:27.348	+0.957	15	1:35.172	+8.753	9	1:33.893	+5.256	4	1:30.926	+1.072
15	1:29.258	+3.308	5	1:27.456	+1.065				10	1:33.723	+5.086	5	1:30.218	+0.364
16	1:27.960	+2.010	6	1:27.100	+0.709	(77) Daniel Sheppard			11	1:32.110	+3.473	6	1:30.602	+0.748
			7	<b>1:26.391</b>		1	1:35.344	+7.667	12	1:31.057	+2.420	7	<b>1:29.854</b>	
(13) Robert Reed			8	1:27.462	+1.071	2	1:30.132	+2.455	13	1:29.984	+1.347	p8	3:42.910	+2:13.056
1	1:34.087	+9.164	9	1:28.542	+2.151	3	1:30.260	+2.583	14	1:31.141	+2.504	9	1:44.808	+14.954
2	1:29.219	+4.296	10	1:28.421	+2.030	4	1:29.587	+1.910	15	1:29.808	+1.171	10	1:32.208	+2.354
3	1:27.439	+2.516	11	1:28.438	+2.047	5	1:29.841	+2.164				11	1:34.446	+4.592
4	1:27.672	+2.749	12	1:27.669	+1.278	6	<b>1:27.677</b>		(177) Isaac Miskoe			12	1:34.703	+4.849
5	1:28.503	+3.580	13	1:28.904	+2.513	7	1:28.170	+0.493	1	1:35.616	+6.974	13	1:34.651	+4.797
6	1:29.378	+4.455	14	1:28.731	+2.340	8	1:30.808	+3.131	2	1:30.894	+2.252			
7	1:27.027	+2.104	15	1:28.472	+2.081	9	1:31.981	+4.304	3	1:31.026	+2.384	(3) Serge Lentz		
8	1:27.365	+2.442				10	1:30.453	+2.776	4	<b>1:28.642</b>		1	1:34.839	+5.534
9	1:27.361	+2.438	(90) Kent Vaccaro			11	1:28.814	+1.137	5	1:30.637	+1.995	2	1:29.918	+0.613
10	1:25.783	+0.860	1	1:31.296	+4.745	12	1:29.859	+2.182	6	1:30.769	+2.127	3	1:30.479	+1.174
11	<b>1:24.923</b>		2	1:27.220	+0.669	13	1:29.527	+1.850	7	1:30.456	+1.814	4	1:30.569	+1.264
12	1:26.663	+1.740	3	1:26.807	+0.256	14	1:30.393	+2.716	8	1:31.186	+2.544	5	1:29.666	+0.361
13	1:25.388	+0.465	4	<b>1:26.551</b>		15	1:31.076	+3.399	9	1:33.922	+5.280	6	<b>1:29.305</b>	
14	1:25.855	+0.932	5	1:26.710	+0.159				10	1:33.005	+4.363	7	1:30.229	+0.924
15	1:27.216	+2.293	6	1:27.735	+1.184	(23) Tom Masiero			11	1:34.061	+5.419	8	1:33.735	+4.430
16	1:26.516	+1.593	7	1:28.525	+1.974	1	1:35.199	+6.439	12	1:32.887	+4.245	9	1:31.802	+2.497
			8	1:30.819	+4.268	2	1:31.066	+2.306	13	1:30.297	+1.655	10	1:29.415	+0.110
(#04) Joseph Chimbolo			9	1:33.618	+7.067	3	1:30.957	+2.197	14	1:30.073	+1.431	11	1:53.060	+23.755
1	1:35.247	+9.163	10	1:31.335	+4.784	4	1:28.864	+0.104	15	1:30.628	+1.986	p12	1:48.881	+19.576
2	1:29.747	+3.663	11	1:28.604	+2.053	5	1:29.145	+0.385						
3	1:28.376	+2.292	12	1:28.233	+1.682	6	1:29.288	+0.528	(43) Wendy Cappola			(7) Cy Peake		
4	1:27.214	+1.130	13	1:29.409	+2.858	7	<b>1:28.760</b>		1	1:39.568	+9.505	1	1:35.850	+10.043
5	1:26.949	+0.865	14	1:28.809	+2.258	8	1:29.700	+0.940	2	1:31.595	+1.532	2	1:29.791	+3.984
6	1:27.322	+1.238	15	1:28.306	+1.755	9	1:30.540	+1.780	3	1:30.956	+0.893	3	1:28.939	+3.132
7	1:27.142	+1.058				10	1:29.713	+0.953	4	1:31.398	+1.335	4	<b>1:25.807</b>	
8	1:27.979	+1.895	(89) Anthony Vaccaro			11	1:28.839	+0.079	5	1:30.351	+0.288	5	1:28.361	+2.554
9	1:29.140	+3.056	1	1:33.010	+6.380	12	1:31.768	+3.008	6	1:30.120	+0.057	p6	1:51.970	+26.163
10	1:27.273	+1.189	2	1:29.333	+2.703	13	1:31.847	+3.087	7	<b>1:30.063</b>				

Joshua Underwood, Chief of Timing & Scoring

Orbits

Bob Anderson, Chief Steward / Marianne Rhodes, Chairman SOM

*Joshua Underwood*

www.mylaps.com  
Licensed to: NER, SCCA



**New England Region  
John Stim Memorial Regional  
Official Contingency Result**



John Stim Memorial

**Sorted on Best Lap time**

Grp 2 - IT7, SM2, STL

Thompson Road Course - Long 1.700 miles

Race 3 #16-RQ-4244-S

10/8/2016 01:25 PM

Race (20:00 and 1 Laps) started at 13:49:58

Pos	No.	Name	Class	Best Tm	Diff	Best Speed	In Lap	Make-Model	Sponsor
<b>IT7</b>									
1	77	Daniel Sheppard	IT7	1:27.677		69.802	6	Mazda RX7/purple	it7racing.com
2	81	JB Swan	IT7	1:28.918	1.241	68.827	10	Mazda RX-7/blue	R&S Redco
3	3	Serge Lentz	IT7	1:29.305	1.628	68.529	6	Mazda RX7/Red	Driver Skills Develc
4	#07	Jason Carroll	IT7	1:29.854	2.177	68.110	7	Mazda RX-7/white/	IT7racing.com
5	171	Robert Beaulieu	IT7	1:33.461	5.784	65.482	11	Mazda rx-7/Blue	Beaulieu advertisin
<b>SM2</b>									
1	18	Evan Karl	SM2	1:22.412		74.261	6	Mazda Miata/White	BK Motorsports
2	#09	Jesse Schmidt	SM2	1:22.686	0.274	74.015	6	Mazda Miata/Red	Rossini Racing Prox
3	73	Xiang Li	SM2	1:22.745	0.333	73.962	4	Mazda Spec Miata/	
4	70	Jimmy Locke	SM2	1:22.981	0.569	73.752	7	Mazda Miata/rusty	NorthEast Earth Mk
5	30	Tom Bogar	SM2	1:24.025	1.613	72.835	11	Mazda Miata/Black	AUTEX MAZDA KEE
6	#08	Robert Karl Jr.	SM2	1:24.102	1.690	72.769	4	Mazda Miata/Yellow	BK Motorsports
7	38	Hunter Bogar	SM2	1:24.847	2.435	72.130	5	Mazda Miata/red	Autex Mazda
8	14	Keith Knickerbocker	SM2	1:25.062	2.650	71.948	2	Mazda Miata/black	Knickerbocker by D
9	35	Dominic Karl	SM2	1:25.248	2.836	71.791	4	Mazda Miata/Red V	BK Motorsports
10	96	Seth Duval	SM2	1:25.950	3.538	71.204	4	Mazda Miata/White	Big Boy's Toys LLC
11	#04	Joseph Chimbolo	SM2	1:26.084	3.672	71.093	11	Mazda Miata/White	Kit Kat's Ice Cream
12	#06	Jeff Longo	SM2	1:26.391	3.979	70.841	7	Mazda Miata/red	LTD Racing / Marbl
13	33	Rebecca Harvey	SM2	1:26.419	4.007	70.818	3	Mazda Miata/Blue	Road Rebels
14	#02	Pratt Tanner	SM2	1:26.442	4.030	70.799	7	Mazda Miata/white,	
15	#00	Ryan Duke	SM2	1:28.637	6.225	69.046	7	Mazda Miata/Blue/l	
16	177	Isaac Miskoe	SM2	1:28.642	6.230	69.042	4	Mazda Miata/Yellow	WhoopAss Race Fu
17	23	Tom Masiero	SM2	1:28.760	6.348	68.950	7	Mazda Miata/Red	
<b>Not classified</b>									
DNS	20	Robert Karl	SM2			-	0	Mazda Miata/White	BK Motorsports
<b>STL</b>									
1	4	Glenn Lawton	STL	1:21.655		74.949	7	Mazda RX-7/white/	Granite State Manu
2	117	Mark Gregory	STL	1:22.336	0.681	74.330	12	Mazda Miata/Red/v	Rosmar Racing
3	16	Rob Sturgis	STL	1:22.544	0.889	74.142	7	Mazda Miata/Blue/l	G&M Services/Low
4	144	Dave Kuchrawy	STL	1:23.975	2.320	72.879	6	Mazda Miata/Black	
5	129	John Raudat	STL	1:23.993	2.338	72.863	3	Mazda Miata/blue/c	
6	13	Robert Reed	STL	1:24.923	3.268	72.065	11	Mazda Miata/Greer	LTD Racing
7	1	Doug Fisher	STL	1:25.050	3.395	71.958	2	Mazda Miata/Blue/'	Father Daughter R
8	37	Abhi Ghatak	STL	1:25.256	3.601	71.784	2	Mazda Miata/white	Kessler Engineerin
9	17	Whitfield Gregg	STL	1:25.450	3.795	71.621	2	Mazda Miata/Black	Flatout Motorsport

**Announcements**

Time Prov 1415 Time Final 1450

Joshua Underwood, Chief of Timing & Scoring

Orbits

Bob Anderson, Chief Steward / Marianne Rhodes, Chairman SOM

www.mylaps.com  
Licensed to: NER, SCCA



**New England Region  
John Stim Memorial Regional  
Official Contingency Result**



John Stim Memorial

**Sorted on Best Lap time**

Grp 2 - IT7, SM2, STL

Thompson Road Course - Long 1.700 miles

Race 3 #16-RQ-4244-S

10/8/2016 01:25 PM

Race (20:00 and 1 Laps) started at 13:49:58

Pos	No.	Name	Class	Best Tm	Diff	Best Speed	In Lap	Make-Model	Sponsor
10	149	Joe Schubert	STL	1:25.584	3.929	71.509	7	Mazda Miata/Silver	EY Flatout Motors
11	7	Cy Peake	STL	1:25.807	4.152	71.323	4	Mazda Miata/green	LTD Racing
12	90	Kent Vaccaro	STL	1:26.551	4.896	70.710	4	Mazda Miata/Blue (	Flatout Motorsport
13	89	Anthony Vaccaro	STL	1:26.630	4.975	70.645	7	Mazda Miata/Blue (	Flatout motorsport
14	43	Wendy Cappola	STL	1:30.063	8.408	67.952	7	Mazda 1994 Miata/	She Racing Flatou
Not classified									
DNS	34	Matthew Koskinen	STL			-	0	Mazda MX5/White-	JMK Motorsports
DNS	41	Peter Morrison	STL			-	0	Mazda Miata/blue	Deja Vu Motorspor

**Announcements**

Time Prov 1415 Time Final 1450

Joshua Underwood, Chief of Timing & Scoring

Orbits

Bob Anderson, Chief Steward / Marianne Rhodes, Chairman SOM

www.mylaps.com  
Licensed to: NER, SCCA



**New England Region  
John Stim Memorial Regional  
Official Contingency Result**



John Stim Memorial

**Sorted on Laps**

Grp 3 - FA-B-C-E-F-M,CFC,NCF,FS,P1-2,ASR

Thompson Road Course - Long 1.700 miles

Race 3 #16-RQ-4244-S

10/8/2016 01:50 PM

Race (20:00 and 1 Laps) started at 14:26:46

Pos	No.	Name	Class	Laps	Diff	Total Tm	Best Tm	Make-Model	Sponsor
1	4	Ryan Bjerke	FF	13		19:58.114	1:15.563	Honda Van De	Primus
2	99	Dexter Czuba	FF	13	0.134	19:58.248	1:15.217	Spectrum F16l	
3	37	Christopher Kierce	FF	13	0.884	19:58.998	1:15.440	Van Diemen/g	
4	#07	Anthony Autiello	FB	13	21.402	20:19.516	1:14.968	Stohr F-1000/l	A. Autiello Constructor
5	17	Kevin Boeckle	FB	12	1 Lap	23:20.968	1:14.024	Elan Elan DBC	calasanz
6	61	Tom Drake	FS	11	2 Laps	17:14.479	1:14.859	Van Diemen R	Midtown Machine & To
7	41	Clinton Chichester	P1	10	3 Laps	20:01.474	1:47.800	S2000/Red	
8	82	Matthew Gendron	FA	3	10 Laps	12:09.488	1:40.148	Mazda Pro Ma	Small Fortune Racing
9	15	Paul Omichinski	P2		13 Laps	0.232		Stohr 04D/Wh	

**Announcements**

Time Prov 1449 Time Final 1539  
Early checker due to on-track incident

Margin of Victory	Avg. Speed	Best Lap Tm	Best Speed	Best Lap by
0.134	66.404	1:14.024	82.676	17 - Kevin Boeckle

Joshua Underwood, Chief of Timing & Scoring

Orbits

Bob Anderson, Chief Steward / Marianne Rhodes, Chairman SOM

www.mylaps.com  
Licensed to: NER, SCCA



**New England Region  
John Stim Memorial Regional  
Official Contingency Result**



John Stim Memorial

**Sorted on Laps**

Grp 3 - FA-B-C-E-F-M,CFC,NCF,FS,P1-2,ASR

Thompson Road Course - Long 1.700 miles

Race 3 #16-RQ-4244-S

10/8/2016 01:50 PM

Race (20:00 and 1 Laps) started at 14:26:46

Pos	No.	Name	Class	Laps	Diff	Total Tm	Best Tm	Make-Model	Sponsor
<b>FA</b>									
1	82	Matthew Gendron	FA	3		12:09.488	1:40.148	Mazda Pro Ma	Small Fortune Racing
<b>FB</b>									
1	#07	Anthony Autiello	FB	13		20:19.516	1:14.968	Stohr F-1000/I	A. Autiello Constructor
2	17	Kevin Boeckle	FB	12	1 Lap	23:20.968	1:14.024	Elan Elan DBO	calasanz
<b>FF</b>									
1	4	Ryan Bjerke	FF	13		19:58.114	1:15.563	Honda Van De	Primus
2	99	Dexter Czuba	FF	13	0.134	19:58.248	1:15.217	Spectrum F16i	
3	37	Christopher Kierce	FF	13	0.884	19:58.998	1:15.440	Van Diemen/g	
<b>FS</b>									
1	61	Tom Drake	FS	11		17:14.479	1:14.859	Van Diemen R	Midtown Machine & To
<b>P1</b>									
1	41	Clinton Chichester	P1	10		20:01.474	1:47.800	S2000/Red	
<b>P2</b>									
1	15	Paul Omichinski	P2			0.232		Stohr 04D/Wh	

Announcements  
Time Prov 1449 Time Final 1539  
Early checker due to on-track incident

Margin of Victory	Avg. Speed	Best Lap Tm	Best Speed	Best Lap by
0.134	66.404	1:14.024	82.676	17 - Kevin Boeckle

Joshua Underwood, Chief of Timing & Scoring

Orbits

Bob Anderson, Chief Steward / Marianne Rhodes, Chairman SOM

www.mylaps.com  
Licensed to: NER, SCCA



# John Stim Memorial

# Lapchart


Grp 3 - FA-B-C-E-F-M,CFC,NCF,FS,P1-2,ASR

Thompson Road Course - Long 1.700 miles

Race 3 #16-RQ-4244-S

10/8/2016 01:50 PM

Race (20:00 and 1 Laps) started at 14:26:46



## Competitors

### Laps

	0	1	2	3	4	5	6	7	8	9	10	11	12	13
Kevin Boeckle (17)	<u>1</u>	<u>17</u>	<u>17</u>	<u>17</u>	<u>17</u>	<u>17</u>	<u>17</u>	<u>17</u>	<u>17</u>	<u>17</u>	<u>17</u>	<u>17</u>	<u>4</u>	<u>4</u>
Paul Omichinski (15)	<u>2</u>	<u>15</u>	<u>61</u>	<u>61</u>	<u>61</u>	<u>61</u>	<u>61</u>	<u>61</u>	<u>61</u>	<u>#07</u>	<u>#07</u>	<u>61</u>	<u>99</u>	<u>99</u>
Dexter Czuba (99)	<u>3</u>	<u>99</u>	<u>4</u>	<u>4</u>	<u>4</u>	<u>4</u>	<u>4</u>	<u>#07</u>	<u>#07</u>	<u>61</u>	<u>61</u>	<u>#07</u>	<u>37</u>	<u>37</u>
Tom Drake (61)	<u>4</u>	<u>61</u>	<u>37</u>	<u>37</u>	<u>37</u>	<u>37</u>	<u>#07</u>	<u>4</u>	<u>4</u>	<u>4</u>	<u>4</u>	<u>4</u>	<u>#07</u>	<u>#07</u>
Ryan Bjerke (4)	<u>5</u>	<u>4</u>	<u>#07</u>	<u>#07</u>	<u>#07</u>	<u>#07</u>	<u>37</u>	<u>99</u>	<u>99</u>	<u>99</u>	<u>99</u>	<u>99</u>	<u>99</u>	<u>99</u>
Christopher Kierce (37)	<u>6</u>	<u>37</u>	<u>82</u>	<u>99</u>	<u>99</u>	<u>99</u>	<u>99</u>	<u>37</u>	<u>37</u>	<u>37</u>	<u>37</u>	<u>37</u>	<u>37</u>	<u>37</u>
Anthony Autiello (#07)	<u>7</u>	<u>#07</u>	<u>41</u>	<u>82</u>	<u>41</u>	<u>41</u>	<u>41</u>	<u>41</u>	<u>41</u>	<u>41</u>	<u>41</u>	<u>41</u>	<u>41</u>	<u>41</u>
Matthew Gendron (82)	<u>8</u>	<u>82</u>	<u>99</u>	<u>41</u>	<u>82</u>									
Clinton Chichester (41)	<u>9</u>	<u>41</u>												



**New England Region  
John Stim Memorial Regional  
Official Contingency Result**



John Stim Memorial

Grp 3 - FA-B-C-E-F-M,CFC,NCF,FS,P1-2,ASR

Thompson Road Course - Long 1.700 miles

Race 3 #16-RQ-4244-S

10/8/2016 01:50 PM

Race (20:00 and 1 Laps) started at 14:26:46

<u>(4) Ryan Bjerke</u>			1	1:23.090	+9.066
1	1:24.301	+8.738	2	1:18.246	+4.222
2	1:18.268	+2.705	3	1:31.435	+17.411
3	1:31.159	+15.596	4	2:08.970	+54.946
4	2:08.956	+53.393	5	2:36.478	+1:22.454
5	2:36.202	+1:20.639	6	1:52.595	+38.571
6	1:51.636	+36.073	7	1:19.386	+5.362
7	1:20.406	+4.843	8	1:16.014	+1.990
8	1:16.646	+1.083	9	1:15.532	+1.508
9	1:15.902	+0.339	10	<b>1:14.024</b>	
10	<b>1:15.563</b>		11	1:16.333	+2.309
11	1:17.727	+2.164	<u>(61) Tom Drake</u>		
12	1:18.055	+2.492	1	1:23.782	+8.923
13	1:22.505	+6.942	2	1:17.863	+3.004
<u>(99) Dexter Czuba</u>			3	1:31.485	+16.626
1	1:54.716	+39.499	4	2:09.227	+54.368
2	1:20.079	+4.862	5	2:36.216	+1:21.357
3	1:27.454	+12.237	6	1:52.040	+37.181
4	1:43.205	+27.988	7	1:19.504	+4.645
5	2:36.652	+1:21.435	8	1:16.443	+1.584
6	1:49.775	+34.558	9	1:16.188	+1.329
7	1:20.051	+4.834	10	<b>1:14.859</b>	
8	1:16.746	+1.529	11	1:16.408	+1.549
9	1:16.064	+0.847	<u>(41) Clinton Chichester</u>		
10	<b>1:15.217</b>		1	<b>1:47.800</b>	
11	1:17.656	+2.439	2	1:51.217	+3.417
12	1:18.275	+3.058	3	1:57.071	+9.271
13	1:21.941	+6.724	4	2:02.565	+14.765
<u>(37) Christopher Kierce</u>			5	1:59.766	+11.966
1	1:25.833	+10.393	6	2:05.020	+17.220
2	1:18.286	+2.846	7	2:01.590	+13.790
3	1:30.347	+14.907	8	1:57.422	+9.622
4	2:09.008	+53.568	9	2:07.956	+20.156
5	2:36.409	+1:20.969	10	2:07.802	+20.002
6	1:51.074	+35.634	<u>(82) Matthew Gendron</u>		
7	1:20.955	+5.515	1	1:46.929	+6.781
8	1:16.821	+1.381	2	<b>1:40.148</b>	
9	1:15.945	+0.505	p3	8:39.754	+6:59.606
10	<b>1:15.440</b>		<u>(#07) Anthony Autiello</u>		
11	1:17.793	+2.353	1	1:39.317	+24.349
12	1:18.023	+2.583	2	1:18.747	+3.779
13	1:22.201	+6.761	3	1:20.808	+5.840
<u>(#07) Anthony Autiello</u>			4	2:04.885	+49.917
1	1:39.317	+24.349	5	2:36.559	+1:21.591
2	1:18.747	+3.779	6	1:50.387	+35.419
3	1:20.808	+5.840	7	1:19.164	+4.196
4	2:04.885	+49.917	8	1:16.348	+1.380
5	2:36.559	+1:21.591	9	1:15.105	+0.137
6	1:50.387	+35.419	10	<b>1:14.968</b>	
7	1:19.164	+4.196	11	1:18.034	+3.066
8	1:16.348	+1.380	12	1:39.430	+24.462
9	1:15.105	+0.137	13	1:24.687	+9.719
10	<b>1:14.968</b>		<u>(17) Kevin Boeckle</u>		
11	1:18.034	+3.066			
12	1:39.430	+24.462			
13	1:24.687	+9.719			

Joshua Underwood, Chief of Timing & Scoring

Bob Anderson, Chief Steward / Marianne Rhodes, Chairman SOM

Orbits

www.mylaps.com  
Licensed to: NER, SCCA



**New England Region  
John Stim Memorial Regional  
Official Contingency Result**



John Stim Memorial

**Sorted on Best Lap time**

Grp 3 - FA-B-C-E-F-M,CFC,NCF,FS,P1-2,ASR

Thompson Road Course - Long 1.700 miles

Race 3 #16-RQ-4244-S

10/8/2016 01:50 PM

Race (20:00 and 1 Laps) started at 14:26:46

Pos	No.	Name	Class	Best Tm	Diff	Best Speed	In Lap	Make-Model	Sponsor
FA									
1	82	Matthew Gendron	FA	1:40.148		61.110	2	Mazda Pro Mazda/€	Small Fortune Raci
FB									
1	17	Kevin Boeckle	FB	1:14.024		82.676	10	Elan Elan DBO4/bl	calasanz
2	#07	Anthony Autiello	FB	1:14.968	0.944	81.635	10	Stohr F-1000/Black	A. Autiello Construi
FF									
1	99	Dexter Czuba	FF	1:15.217		81.365	10	Spectrum F1600/Bl	
2	37	Christopher Kierce	FF	1:15.440	0.223	81.124	10	Van Diemen/gray/	
3	4	Ryan Bjerke	FF	1:15.563	0.346	80.992	10	Honda Van Deimin,	Primus
FS									
1	61	Tom Drake	FS	1:14.859		81.754	10	Van Diemen RF99/I	Midtown Machine &
P1									
1	41	Clinton Chichester	P1	1:47.800		56.772	1	S2000/Red	
P2									
1	15	Paul Omichinski	P2			-	0	Stohr 04D/White /	

**Announcements**

Time Prov 1449 Time Final 1539  
Early checker due to on-track incident

Joshua Underwood, Chief of Timing & Scoring

Orbits

Bob Anderson, Chief Steward / Marianne Rhodes, Chairman SOM

www.mylaps.com  
Licensed to: NER, SCCA



**New England Region  
John Stim Memorial Regional  
Official Contingency Result**



John Stim Memorial

**Sorted on Laps**

Grp 4 - SRF,SRF3,EVSR,SPU,E-F-HP,GTL,ITA-B

Thompson Road Course - Long 1.700 miles

Race 3 #16-RQ-4244-S

10/8/2016 02:15 PM

Race (20:00 and 1 Laps) started at 14:59:47

Pos	No.	Name	Class	Laps	Diff	Total Tm	Best Tm	Make-Model	Sponsor
1	12	Steve Introne	SRF3	17		22:34.906	1:17.479	SCCA Enterpri:	IntroneCom.com Black
2	97	Jeffrey Swann	SRF3	17	16.817	22:51.723	1:19.406	SCCA Enterpri:	powered by Mobility
3	8	David Ferguson	SRF3	17	27.817	23:02.723	1:19.255	SCCA Enterpri:	Motion Dynamics
4	53	Roger Feghali	SRF3	17	36.648	23:11.554	1:19.483	SCCA Enterpri:	tuscan kitchen
5	88	Jonathan Emms	SRF3	17	39.398	23:14.304	1:19.689	SCCA Enterpri:	Clockwork Orange Raci
6	42	Duncan Potter	SRF3	17	39.973	23:14.879	1:20.019	SCCA Enterpri:	Diacon Corp
7	66	Bill Watts	SRF	17	59.839	23:34.745	1:21.291	Spec Racer Fo	Dell EMC
8	7	Don Kahn	SRF	17	59.924	23:34.830	1:20.539	SCCA Enterpri:	
9	20	Steve Owens	SRF	17	1:24.131	23:59.037	1:21.566	SCCA SRF/Yell	Finish Line Product Dev
10	69	Mark Saviet	SRF	17	1:24.267	23:59.173	1:22.734	Spec Racer Fo	DADDYLUBE - 'Service
11	4	Scott James	SRF	16	1 Lap	22:44.018	1:22.194	SCCA Enterpri:	Chicane Racing/Motion
12	131	Nelson Dupuis	SRF	16	1 Lap	23:36.926	1:25.546	SCCA Enterpri:	
13	37	Abhi Ghatak	ITA	16	1 Lap	23:38.533	1:24.815	Mazda Miata/v	Kessler Engineering
14	0	Zachary Kelly	ITB	16	1 Lap	23:55.320	1:24.533	Volkswagen G	Precision Motorsports
15	31	Jacob Hart	ITB	16	1 Lap	23:55.318	1:25.708	Volkswagen G	Precision Motorsports
16	40	Chris Barry	ITA	16	1 Lap	23:59.934	1:25.857	Mazda miata/r	
17	170	Eric Maynard	ITA	16	1 Lap	24:01.135	1:26.320	Plymouth Lase	Stick it to'em Graphics
18	17	Joseph Boruch	EP	15	2 Laps	22:39.539	1:25.226	Honda S2000/	Annie Boruch
19	65	Paul Curran	ITB	15	2 Laps	22:51.351	1:26.355	Honda civic ht	
20	77	Daniel Sheppard	ITA	15	2 Laps	23:00.071	1:27.286	Mazda RX7/pu	it7racing.com
21	2	Nat Wentworth	ITB	15	2 Laps	23:07.198	1:26.045	Volkswagen G	Eriksson Industries
22	#01	Brian Mushnick	HP	15	2 Laps	23:19.513	1:29.094	Volkswagen gr	Brians garge Serious S
23	3	Michael Lavigne	ITA	15	2 Laps	23:25.195	1:28.793	Mazda RX7/Re	Driver Skills Developme
24	81	JB Swan	EP	15	2 Laps	23:28.851	1:30.111	Mazda RX-7/bl	R&S Redco
25	82	Fred White	HP	15	2 Laps	23:40.329	1:29.208	Honda CRX/R	Hoosier
26	43	Jonathan Leitner	EP	14	3 Laps	21:18.080	1:23.256	BMW 325i/yell	Greenfield Imported ca
27	22	Philip G. Perron	FP	14	3 Laps	22:45.257	1:32.627	Sunbeam Alpir	
28	9	Sandy Stevens	ITA	12	5 Laps	18:51.900	1:28.695	Mazda Miata/t	SkidSchool
29	35	Christian Blake	ITB	10	7 Laps	16:20.824	1:31.193	Volkswagen G	Precision Motorsports/

Not classified

DNS	39	David Celani	ITB		DNS			Volkswagen G	
DNS	50	Christopher Milton-Hall	ITA		DNS			Mazda Miata/c	Automaster Collision C

**Announcements**

New Track Record (1:20.539) for SRF by Don Kahn.  
New Track Record (1:17.479) for SRF3 by Steve Introne.  
Time Prov 1524 Time Final 1554

Margin of Victory	Avg. Speed	Best Lap Tm	Best Speed	Best Lap by
16.817	76.788	1:17.479	78.989	12 - Steve Introne

Joshua Underwood, Chief of Timing & Scoring

Orbits

Bob Anderson, Chief Steward / Marianne Rhodes, Chairman SOM

www.mylaps.com  
Licensed to: NER, SCCA



**New England Region  
John Stim Memorial Regional  
Official Contingency Result**



John Stim Memorial

**Sorted on Laps**

Grp 4 - SRF,SRF3,EVSR,SPU,E-F-HP,GTL,ITA-B

Thompson Road Course - Long 1.700 miles

Race 3 #16-RQ-4244-S

10/8/2016 02:15 PM

Race (20:00 and 1 Laps) started at 14:59:47

Pos	No.	Name	Class	Laps	Diff	Total Tm	Best Tm	Make-Model	Sponsor
DNS	41	Donald Barron	ITA		DNS			Mazda Miata/t	Deja Vu Motorsports

**Announcements**

- New Track Record (1:20.539) for SRF by Don Kahn.
- New Track Record (1:17.479) for SRF3 by Steve Introne.
- Time Prov 1524 Time Final 1554

Margin of Victory	Avg. Speed	Best Lap Tm	Best Speed	Best Lap by
16.817	76.788	1:17.479	78.989	12 - Steve Introne

Joshua Underwood, Chief of Timing & Scoring

Orbits

Bob Anderson, Chief Steward / Marianne Rhodes, Chairman SOM



**New England Region  
John Stim Memorial Regional  
Official Contingency Result**



John Stim Memorial

**Sorted on Laps**

Grp 4 - SRF,SRF3,EVSR,SPU,E-F-HP,GTL,ITA-B

Thompson Road Course - Long 1.700 miles

Race 3 #16-RQ-4244-S

10/8/2016 02:15 PM

Race (20:00 and 1 Laps) started at 14:59:47

Pos	No.	Name	Class	Laps	Diff	Total Tm	Best Tm	Make-Model	Sponsor
EP									
1	17	Joseph Boruch	EP	15		22:39.539	1:25.226	Honda S2000/	Annie Boruch
2	81	JB Swan	EP	15	49.312	23:28.851	1:30.111	Mazda RX-7/bl	R&S Redco
3	43	Jonathan Leitner	EP	14	1 Lap	21:18.080	1:23.256	BMW 325i/yell	Greenfield Imported ca
FP									
1	22	Philip G. Perron	FP	14		22:45.257	1:32.627	Sunbeam Alpir	
HP									
1	#01	Brian Mushnick	HP	15		23:19.513	1:29.094	Volkswagen gr	Brians garge Serious S
2	82	Fred White	HP	15	20.816	23:40.329	1:29.208	Honda CRX/Re	Hoosier
ITA									
1	37	Abhi Ghatak	ITA	16		23:38.533	1:24.815	Mazda Miata/v	Kessler Engineering
2	40	Chris Barry	ITA	16	21.401	23:59.934	1:25.857	Mazda miata/r	
3	170	Eric Maynard	ITA	16	22.602	24:01.135	1:26.320	Plymouth Lase	Stick it to'em Graphics
4	77	Daniel Sheppard	ITA	15	1 Lap	23:00.071	1:27.286	Mazda RX7/pu	it7racing.com
5	3	Michael Lavigne	ITA	15	1 Lap	23:25.195	1:28.793	Mazda RX7/Re	Driver Skills Developme
6	9	Sandy Stevens	ITA	12	4 Laps	18:51.900	1:28.695	Mazda Miata/t	SkidSchool
Not classified									
DNS	50	Christopher Milton-Hall	ITA		DNS			Mazda Miata/c	Automaster Collision C
DNS	41	Donald Barron	ITA		DNS			Mazda Miata/t	Deja Vu Motorsports
ITB									
1	0	Zachary Kelly	ITB	16	0.002	23:55.320	1:24.533	Volkswagen G	Precision Motorsports
2	31	Jacob Hart	ITB	16		23:55.318	1:25.708	Volkswagen G	Precision Motorsports
3	65	Paul Curran	ITB	15	1 Lap	22:51.351	1:26.355	Honda civic ht	
4	2	Nat Wentworth	ITB	15	1 Lap	23:07.198	1:26.045	Volkswagen G	Eriksson Industries
5	35	Christian Blake	ITB	10	6 Laps	16:20.824	1:31.193	Volkswagen G	Precision Motorsports/

Not classified

**Announcements**

New Track Record (1:20.539) for SRF by Don Kahn.  
New Track Record (1:17.479) for SRF3 by Steve Introne.  
Time Prov 1524 Time Final 1554

Margin of Victory	Avg. Speed	Best Lap Tm	Best Speed	Best Lap by
16.817	76.788	1:17.479	78.989	12 - Steve Introne

Joshua Underwood, Chief of Timing & Scoring

Orbits

Bob Anderson, Chief Steward / Marianne Rhodes, Chairman SOM

www.mylaps.com  
Licensed to: NER, SCCA  
Page 1/2



**New England Region  
John Stim Memorial Regional  
Official Contingency Result**



John Stim Memorial

**Sorted on Laps**

Grp 4 - SRF,SRF3,EVSR,SPU,E-F-HP,GTL,ITA-B

Thompson Road Course - Long 1.700 miles

Race 3 #16-RQ-4244-S

10/8/2016 02:15 PM

Race (20:00 and 1 Laps) started at 14:59:47

Pos	No.	Name	Class	Laps	Diff	Total Tm	Best Tm	Make-Model	Sponsor
DNS	39	David Celani	ITB		DNS			Volkswagen G	
SRF									
1	66	Bill Watts	SRF	17		23:34.745	1:21.291	Spec Racer Fo	Dell EMC
2	7	Don Kahn	SRF	17	0.085	23:34.830	1:20.539	SCCA Enterpri:	
3	20	Steve Owens	SRF	17	24.292	23:59.037	1:21.566	SCCA SRF/Yell	Finish Line Product Dev
4	69	Mark Saviet	SRF	17	24.428	23:59.173	1:22.734	Spec Racer Fo	DADDYLUBE - 'Service
5	4	Scott James	SRF	16	1 Lap	22:44.018	1:22.194	SCCA Enterpri:	Chicane Racing/Motion
6	131	Nelson Dupuis	SRF	16	1 Lap	23:36.926	1:25.546	SCCA Enterpri:	
SRF3									
1	12	Steve Introne	SRF3	17		22:34.906	1:17.479	SCCA Enterpri:	IntroneCom.com Black
2	97	Jeffrey Swann	SRF3	17	16.817	22:51.723	1:19.406	SCCA Enterpri:	powered by Mobility
3	8	David Ferguson	SRF3	17	27.817	23:02.723	1:19.255	SCCA Enterpri:	Motion Dynamics
4	53	Roger Feghali	SRF3	17	36.648	23:11.554	1:19.483	SCCA Enterpri:	tuscan kitchen
5	88	Jonathan Emms	SRF3	17	39.398	23:14.304	1:19.689	SCCA Enterpri:	Clockwork Orange Raci
6	42	Duncan Potter	SRF3	17	39.973	23:14.879	1:20.019	SCCA Enterpri:	Diacon Corp

**Announcements**

New Track Record (1:20.539) for SRF by Don Kahn.  
New Track Record (1:17.479) for SRF3 by Steve Introne.  
Time Prov 1524 Time Final 1554

Margin of Victory	Avg. Speed	Best Lap Tm	Best Speed	Best Lap by
16.817	76.788	1:17.479	78.989	12 - Steve Introne

Joshua Underwood, Chief of Timing & Scoring

Orbits

Bob Anderson, Chief Steward / Marianne Rhodes, Chairman SOM

www.mylaps.com  
Licensed to: NER, SCCA



# John Stim Memorial

# Lapchart


Grp 4 - SRF,SRF3,EVSR,SPU,E-F-HP,GTL,ITA-B

Thompson Road Course - Long 1.700 miles

Race 3 #16-RQ-4244-S

10/8/2016 02:15 PM

Race (20:00 and 1 Laps) started at 14:59:47



Competitors	Laps																	
	0	1	2	3	4	5	6	7	8	9	10	11	12	13	14	15	16	17
Steve Introne (12)	1	12	12	12	12	12	12	12	12	12	12	12	12	12	12	12	12	12
Jeffrey Swann (97)	2	97	97	97	97	97	97	97	97	97	97	97	97	97	97	97	97	97
Jonathan Emms (88)	3	88	88	88	88	88	88	88	88	88	42	42	8	8	8	8	8	8
Duncan Potter (42)	4	42	42	42	42	42	42	42	42	42	8	8	42	42	42	42	53	53
Steve Owens (20)	5	20	66	66	66	66	8	8	8	8	53	53	53	53	53	53	42	88
Bill Watts (66)	6	66	7	7	7	7	53	53	53	53	53	88	88	88	88	88	88	42
Roger Feghali (53)	7	53	20	8	8	8	66	7	7	66	66	66	66	66	66	66	66	66
Don Kahn (7)	8	7	8	20	53	53	7	66	66	20	20	20	20	7	7	7	7	7
Scott James (4)	9	4	69	53	20	20	20	20	7	7	7	7	7	20	20	20	20	20
Mark Saviet (69)	10	69	53	69	69	69	69	69	69	69	69	69	69	69	69	69	69	69
David Ferguson (8)	11	8	131	131	131	4	4	4	4	4	4	4	4	4	4	4	4	4
Nelson Dupuis (131)	12	131	4	4	4	131	131	131	131	131	131	131	131	131	131	131	131	131
Abhi Ghatak (37)	13	37	37	37	37	37	37	37	37	37	37	37	37	37	37	37	37	37
Zachary Kelly (0)	14	0	0	0	0	0	0	0	0	43	43	43	43	43	43	31	31	31
Jacob Hart (31)	15	31	170	170	170	31	31	31	31	0	0	0	0	31	31	0	0	0
Eric Maynard (170)	16	170	2	2	2	2	2	2	2	31	31	31	31	0	0	40	40	40
Nat Wentworth (2)	17	2	31	31	31	170	170	170	43	2	2	2	2	40	40	170	170	170
Chris Barry (40)	18	40	40	40	40	40	40	170	170	40	40	40	40	170	170	17	17	17
JB Swan (81)	19	81	81	77	77	43	43	43	40	40	170	170	170	17	17	65	65	65
Michael Lavigne (3)	20	3	77	81	43	77	77	77	17	17	17	17	17	2	65	43	77	77
Daniel Sheppard (77)	21	77	3	3	3	65	65	17	77	77	65	65	65	65	2	77	2	2
Joseph Boruch (17)	22	17	82	43	65	17	17	65	65	65	77	77	77	77	2	#01	#01	#01
Fred White (82)	23	82	43	82	81	3	3	3	3	3	82	82	82	82	82	#01	3	3
Phillip G. Perron (22)	24	22	#01	65	17	81	81	82	82	82	#01	#01	#01	#01	#01	82	81	81
Brian Mushnick (#01)	25	#01	65	17	82	82	82	81	81	#01	81	81	81	81	81	3	82	82
Jonathan Leitner (43)	26	43	17	#01	#01	#01	#01	#01	#01	81	3	3	3	3	3	81	81	81
Paul Curran (65)	27	65	9	9	9	9	9	9	9	9	9	9	9	9	9	22	22	22
Sandy Stevens (9)	28	9	22	22	35	35	35	35	35	35	35	35	35	22	22	22	22	22
Christian Blake (35)	29	35	35	35	22	22	22	22	22	22	22	22	22	22	22	22	22	22
-	30																	



New England Region  
John Stim Memorial Regional  
Official Contingency Result



John Stim Memorial


Grp 4 - SRF,SRF3,EVSR,SPU,E-F-HP,GTL,ITA-B

Thompson Road Course - Long 1.700 miles

Race 3 #16-RQ-4244-S

10/8/2016 02:15 PM

Race (20:00 and 1 Laps) started at 14:59:47



<u>(12) Steve Introne</u>			<u>(7) Don Kahn</u>			<u>(4) Scott James</u>			<u>(31) Jacob Hart</u>		
4	1:20.340	+0.857	9	1:21.746	+0.455	14	1:23.949	+1.215	3	1:25.032	+0.499
5	1:21.802	+2.319	10	1:21.995	+0.704	15	1:24.565	+1.831	4	1:24.873	+0.340
6	1:19.826	+0.343	11	1:22.356	+1.065	16	1:29.641	+6.907	5	1:25.513	+0.980
7	1:21.888	+2.405	12	1:23.104	+1.813	17	1:29.119	+6.385	6	<b>1:24.533</b>	
8	1:21.055	+1.572	13	1:21.553	+0.262						
9	1:20.739	+1.256	14	1:22.093	+0.802						
10	1:22.113	+2.630	15	1:22.743	+1.452						
11	1:20.320	+0.837	16	1:25.157	+3.866						
12	1:20.408	+0.925	17	1:25.681	+4.390						
13	1:19.674	+0.191									
14	<b>1:19.483</b>										
15	1:20.468	+0.985									
16	1:25.653	+6.170									
17	1:23.562	+4.079									
<u>(88) Jonathan Emms</u>			<u>(20) Steve Owens</u>			<u>(131) Nelson Dupuis</u>			<u>(40) Chris Barry</u>		
1	1:24.092	+4.403	1	1:27.913	+6.347	1	1:32.715	+7.169	1	1:30.661	+4.953
2	1:19.697	+0.008	2	1:23.034	+1.468	2	1:26.836	+1.290	2	1:26.272	+0.564
3	<b>1:19.689</b>		3	1:22.712	+1.146	3	1:27.371	+1.825	3	1:26.382	+0.674
4	1:20.643	+0.954	4	1:22.837	+1.271	4	1:28.225	+2.679	4	1:27.522	+1.814
5	1:20.148	+0.459	5	1:22.445	+0.879	5	1:26.834	+1.288	5	1:26.420	+0.712
6	1:22.167	+2.478	6	1:22.366	+0.800	6	1:26.700	+1.154	6	1:27.889	+2.181
7	1:20.201	+0.512	7	1:22.488	+0.922	7	1:26.923	+1.377	7	1:29.699	+3.991
8	1:22.850	+3.161	8	1:24.192	+2.626	8	1:26.404	+0.858	8	1:28.172	+2.464
9	1:20.510	+0.821	9	1:23.322	+1.756	9	1:26.960	+1.414	9	1:28.001	+2.293
10	1:31.463	+11.774	10	1:22.082	+0.516	10	1:28.799	+3.253	10	<b>1:25.708</b>	
11	1:20.553	+0.864	11	<b>1:21.566</b>		11	1:26.983	+1.437	11	1:25.981	+0.273
12	1:21.118	+1.429	12	1:24.780	+3.214	12	<b>1:25.546</b>		12	1:27.417	+1.709
13	1:20.063	+0.374	13	1:24.436	+2.870	13	1:27.073	+1.527	13	1:27.391	+1.683
14	1:20.129	+0.440	14	1:23.992	+2.426	14	1:29.810	+4.264	14	1:26.285	+0.577
15	1:21.078	+1.389	15	1:28.852	+7.286	15	1:26.810	+0.825	15	1:26.285	+0.577
16	1:24.080	+4.391	16	1:31.876	+10.310	16	1:26.404	+0.858	15	1:28.830	+3.122
17	1:25.202	+5.513	17	1:29.348	+7.782	17	1:26.960	+1.414	16	1:28.193	+2.485
<u>(97) Jeffrey Swann</u>			<u>(69) Mark Saviet</u>			<u>(37) Abhi Ghatak</u>			<u>(170) Eric Maynard</u>		
1	1:23.769	+4.363	1	1:28.133	+5.399	1	1:28.490	+3.675	1	1:31.334	+5.477
2	1:19.709	+0.303	2	1:24.488	+1.754	2	<b>1:24.815</b>		2	1:25.935	+0.078
3	<b>1:19.406</b>		3	1:23.330	+0.596	3	1:25.183	+0.368	3	<b>1:25.857</b>	
4	1:19.831	+0.425	4	1:22.748	+0.014	4	1:25.100	+0.285	4	1:28.292	+2.435
5	1:19.450	+0.044	5	<b>1:22.734</b>		5	1:25.050	+0.235	5	1:27.229	+1.372
6	1:21.780	+2.374	6	1:23.919	+1.185	6	1:24.950	+0.135	6	1:27.311	+1.454
7	1:20.702	+1.296	7	1:23.813	+1.079	7	1:25.286	+0.471	7	1:29.593	+3.736
8	1:20.928	+1.522	8	1:23.454	+0.720	8	1:25.957	+1.142	8	1:28.655	+2.798
9	1:19.547	+0.141	9	1:24.086	+1.352	9	1:27.810	+2.995	9	1:27.651	+1.794
10	1:19.527	+0.121	10	1:22.886	+0.152	10	1:26.008	+1.193	10	1:26.653	+0.796
11	1:19.811	+0.405	11	1:23.270	+0.536	11	1:26.119	+1.304	11	1:26.754	+0.897
12	1:20.242	+0.836	12	1:23.078	+0.344	12	1:27.661	+2.846	12	1:26.745	+0.888
13	1:19.776	+0.370	13	1:23.864	+1.130	13	1:26.444	+1.629	13	1:26.745	+0.888
14	1:21.283	+1.877				14	1:26.851	+2.036	14	1:26.745	+0.888
15	1:20.817	+1.411				15	1:29.835	+5.020	15	1:26.689	+0.832
16	1:22.287	+2.881				16	1:28.921	+4.106	16	1:28.583	+2.726
17	1:22.783	+3.377				17	1:25.957	+1.142	17	1:27.968	+2.111
<u>(8) David Ferguson</u>						<u>(0) Zachary Kelly</u>					
1	1:27.846	+8.591				1	1:29.008	+4.475			
2	1:21.264	+2.009				2	1:24.683	+0.150			
3	1:19.921	+0.666									
4	1:22.697	+3.442									
5	1:20.895	+1.640									
6	1:19.766	+0.511									
7	1:20.739	+1.484									
8	1:21.247	+1.992									
9	1:22.156	+2.901									
10	1:21.286	+2.031									
11	<b>1:19.255</b>										
12	1:19.484	+0.229									
13	1:19.400	+0.145									
14	1:19.416	+0.161									
15	1:21.201	+1.946									
16	1:22.170	+2.915									
17	1:21.637	+2.382									
<u>(53) Roger Feghali</u>											
1	1:31.071	+11.588									
2	1:20.777	+1.294									
3	1:21.227	+1.744									
<u>(66) Bill Watts</u>											
1	1:26.499	+5.208									
2	1:21.801	+0.510									
3	<b>1:21.291</b>										
4	1:23.500	+2.209									
5	1:24.016	+2.725									
6	1:23.055	+1.764									
7	1:23.286	+1.995									
8	1:24.056	+2.765									

Joshua Underwood, Chief of Timing & Scoring

Orbits

Bob Anderson, Chief Steward / Marianne Rhodes, Chairman SOM

www.mylaps.com  
Licensed to: NER, SCCA



**New England Region**  
**John Stim Memorial Regional**  
**Official Contingency Result**



John Stim Memorial

Grp 4 - SRF,SRF3,EVSR,SPU,E-F-HP,GTL,ITA-B

Thompson Road Course - Long 1.700 miles

Race 3 #16-RQ-4244-S

10/8/2016 02:15 PM

Race (20:00 and 1 Laps) started at 14:59:47

11	1:27.905	+1.585	4	1:28.332	+2.287	15	1:35.232	+5.121	11	<b>1:28.695</b>	
12	<b>1:26.320</b>		5	1:26.559	+0.514				12	1:29.804	+1.109
13	1:26.917	+0.597	6	1:27.144	+1.099	(82) Fred White			(35) Christian Blake		
14	1:27.747	+1.427	7	1:30.423	+4.378	1	1:34.818	+5.610	1	1:39.316	+8.123
15	1:28.696	+2.376	8	1:28.244	+2.199	2	1:30.897	+1.689	2	1:32.799	+1.606
16	1:28.992	+2.672	9	1:28.159	+2.114	3	1:30.620	+1.412	3	1:33.218	+2.025
			10	<b>1:26.045</b>		4	<b>1:29.208</b>		4	1:34.898	+3.705
(17) Joseph Boruch			11	1:26.593	+0.548	5	1:30.792	+1.584	5	1:33.242	+2.049
1	1:37.033	+11.807	12	1:34.084	+8.039	6	1:29.363	+0.155	6	1:32.752	+1.559
2	1:30.204	+4.978	13	1:34.425	+8.380	7	1:30.517	+1.309	7	1:31.731	+0.538
3	1:26.117	+0.891	14	1:40.964	+14.919	8	1:29.737	+0.529	8	<b>1:31.193</b>	
4	1:27.546	+2.320	15	1:38.532	+12.487	9	1:29.578	+0.370	9	1:33.230	+2.037
5	1:26.207	+0.981				10	1:29.591	+0.383	p10	1:39.822	+8.629
6	1:26.476	+1.250	(#01) Brian Mushnick			11	1:29.315	+0.107			
7	1:26.687	+1.461	1	1:35.902	+6.808	12	1:29.814	+0.606			
8	<b>1:25.226</b>		2	1:31.226	+2.132	13	1:31.079	+1.871			
9	1:26.300	+1.074	3	1:29.682	+0.588	14	1:33.453	+4.245			
10	1:26.912	+1.686	4	1:29.894	+0.800	p15	1:55.407	+26.199			
11	1:28.595	+3.369	5	1:30.735	+1.641	(43) Jonathan Leitner					
12	1:26.137	+0.911	6	1:31.249	+2.155	1	1:34.828	+11.572			
13	1:28.100	+2.874	7	1:30.066	+0.972	2	1:29.656	+6.400			
14	1:30.255	+5.029	8	1:29.501	+0.407	3	1:24.845	+1.589			
15	1:31.711	+6.485	9	1:29.133	+0.039	4	1:24.331	+1.075			
			10	<b>1:29.094</b>		5	1:23.772	+0.516			
(65) Paul Curran			11	1:29.243	+0.149	6	1:26.975	+3.719			
1	1:35.442	+9.087	12	1:29.282	+0.188	7	1:29.010	+5.754			
2	1:29.538	+3.183	13	1:30.971	+1.877	8	1:24.557	+1.301			
3	1:26.819	+0.464	14	1:32.358	+3.264	9	<b>1:23.256</b>				
4	1:27.134	+0.779	15	1:34.769	+5.675	10	1:23.640	+0.384			
5	1:26.774	+0.419				11	1:24.722	+1.466			
6	1:28.713	+2.358	(3) Michael Lavigne			12	1:29.053	+5.797			
7	1:27.434	+1.079	1	1:33.899	+5.106	13	1:33.912	+10.656			
8	1:28.479	+2.124	2	<b>1:28.793</b>		p14	1:48.729	+25.473			
9	1:26.710	+0.355	3	1:29.742	+0.949	(22) Philip G. Perron					
10	1:27.175	+0.820	4	1:30.893	+2.100	1	1:41.119	+8.492			
11	<b>1:26.355</b>		5	1:30.224	+1.431	2	1:33.088	+0.461			
12	1:27.211	+0.856	6	1:29.619	+0.826	3	1:36.234	+3.607			
13	1:27.774	+1.419	7	1:29.389	+0.596	4	1:33.693	+1.066			
14	1:32.698	+6.343	8	1:30.647	+1.854	5	<b>1:32.627</b>				
15	1:35.954	+9.599	9	1:42.517	+13.724	6	1:33.668	+1.041			
			10	1:30.675	+1.882	7	1:33.526	+0.899			
(77) Daniel Sheppard			11	1:29.435	+0.642	8	1:34.192	+1.565			
1	1:32.881	+5.595	12	1:30.070	+1.277	9	1:35.391	+2.764			
2	1:27.369	+0.083	13	1:30.044	+1.251	10	1:35.720	+3.093			
3	<b>1:27.286</b>		14	1:31.783	+2.990	11	1:34.013	+1.386			
4	1:27.762	+0.476	15	1:31.716	+2.923	12	1:33.513	+0.886			
5	1:28.812	+1.526				13	1:35.151	+2.524			
6	1:28.831	+1.545	(81) JB Swan			14	1:37.114	+4.487			
7	1:30.117	+2.831	1	1:32.482	+2.371	(9) Sandy Stevens					
8	1:28.395	+1.109	2	1:30.134	+0.023	1	1:37.988	+9.293			
9	1:30.208	+2.922	3	1:31.406	+1.295	2	1:30.370	+1.675			
10	1:28.969	+1.683	4	1:31.225	+1.114	3	1:30.571	+1.876			
11	1:28.064	+0.778	5	1:31.476	+1.365	4	1:32.273	+3.578			
12	1:27.889	+0.603	6	1:32.348	+2.237	5	1:31.688	+2.993			
13	1:29.289	+2.003	7	1:30.490	+0.379	6	1:31.935	+3.240			
14	1:29.775	+2.489	8	1:31.371	+1.260	7	1:30.044	+1.349			
p15	1:38.667	+11.381	9	1:31.558	+1.447	8	1:29.611	+0.916			
			10	<b>1:30.111</b>		9	1:31.547	+2.852			
(2) Nat Wentworth			11	1:30.399	+0.288	10	1:29.674	+0.979			
1	1:29.737	+3.692	12	1:30.513	+0.402						
2	1:26.352	+0.307	13	1:31.401	+1.290						
3	1:26.592	+0.547	14	1:33.392	+3.281						

Joshua Underwood, Chief of Timing & Scoring

Orbits

Bob Anderson, Chief Steward / Marianne Rhodes, Chairman SOM

*Joshua Underwood*

www.mylaps.com  
 Licensed to: NER, SCCA



**New England Region  
John Stim Memorial Regional  
Official Contingency Result**



John Stim Memorial

**Sorted on Best Lap time**

Grp 4 - SRF,SRF3,EVSR,SPU,E-F-HP,GTL,ITA-B

Thompson Road Course - Long 1.700 miles

Race 3 #16-RQ-4244-S

10/8/2016 02:15 PM

Race (20:00 and 1 Laps) started at 14:59:47

Pos	No.	Name	Class	Best Tm	Diff	Best Speed	In Lap	Make-Model	Sponsor
<b>EP</b>									
1	43	Jonathan Leitner	EP	1:23.256		73.508	9	BMW 325i/yellow/r	Greenfield Importe
2	17	Joseph Boruch	EP	1:25.226	1.970	71.809	8	Honda S2000/Yello	Annie Boruch
3	81	JB Swan	EP	1:30.111	6.855	67.916	10	Mazda RX-7/blue	R&S Redco
<b>FP</b>									
1	22	Philip G. Perron	FP	1:32.627		66.071	5	Sunbeam Alpine/bl	
<b>HP</b>									
1	#01	Brian Mushnick	HP	1:29.094		68.691	10	Volkswagen golf/wi	Brians garge Serio
2	82	Fred White	HP	1:29.208	0.114	68.604	4	Honda CRX/Red/W	Hoosier
<b>ITA</b>									
1	37	Abhi Ghatak	ITA	1:24.815		72.157	2	Mazda Miata/white	Kessler Engineerinç
2	40	Chris Barry	ITA	1:25.857	1.042	71.281	3	Mazda miata/red	
3	170	Eric Maynard	ITA	1:26.320	1.505	70.899	12	Plymouth Laser/rec	Stick it to'em Grapl
4	77	Daniel Sheppard	ITA	1:27.286	2.471	70.114	3	Mazda RX7/purple	it7racing.com
5	9	Sandy Stevens	ITA	1:28.695	3.880	69.001	11	Mazda Miata/black	SkidSchool
6	3	Michael Lavigne	ITA	1:28.793	3.978	68.924	2	Mazda RX7/Red	Driver Skills Develc
<b>Not classified</b>									
DNS	41	Donald Barron	ITA			-	0	Mazda Miata/blue	Deja Vu Motorspor
DNS	50	Christopher Milton-Hall	ITA			-	0	Mazda Miata/green	Automaster Collisic
<b>ITB</b>									
1	0	Zachary Kelly	ITB	1:24.533		72.398	6	Volkswagen Golf/Ye	Precision Motorspo
2	31	Jacob Hart	ITB	1:25.708	1.175	71.405	10	Volkswagen Golf/Ye	Precision Motorspo
3	2	Nat Wentworth	ITB	1:26.045	1.512	71.126	10	Volkswagen Golf/Bl	Eriksson Industries
4	65	Paul Curran	ITB	1:26.355	1.822	70.870	11	Honda civic hb/whi	
5	35	Christian Blake	ITB	1:31.193	6.660	67.110	8	Volkswagen Golf/W	Precision Motorspo
<b>Not classified</b>									
DNS	39	David Celani	ITB			-	0	Volkswagen Golf/Ye	
<b>SRF</b>									
1	7	Don Kahn	SRF	1:20.539		75.988	3	SCCA Enterprises S	
2	66	Bill Watts	SRF	1:21.291	0.752	75.285	3	Spec Racer Ford/re	Dell EMC
3	20	Steve Owens	SRF	1:21.566	1.027	75.031	11	SCCA SRF/Yellow/E	Finish Line Product
4	4	Scott James	SRF	1:22.194	1.655	74.458	13	SCCA Enterprises S	Chicane Racing/Mc

**Announcements**

New Track Record (1:20.539) for SRF by Don Kahn.  
 New Track Record (1:17.479) for SRF3 by Steve Introne.  
 Time Prov 1524 Time Final 1554

Joshua Underwood, Chief of Timing & Scoring

Orbits

Bob Anderson, Chief Steward / Marianne Rhodes, Chairman SOM

www.mylaps.com  
 Licensed to: NER, SCCA



**New England Region  
John Stim Memorial Regional  
Official Contingency Result**



John Stim Memorial

**Sorted on Best Lap time**

Grp 4 - SRF,SRF3,EVSR,SPU,E-F-HP,GTL,ITA-B

Thompson Road Course - Long 1.700 miles

Race 3 #16-RQ-4244-S

10/8/2016 02:15 PM

Race (20:00 and 1 Laps) started at 14:59:47

Pos	No.	Name	Class	Best Tm	Diff	Best Speed	In Lap	Make-Model	Sponsor
5	69	Mark Saviet	SRF	1:22.734	2.195	73.972	5	Spec Racer Ford/bl	DADDYLUBE - 'Sen
6	131	Nelson Dupuis	SRF	1:25.546	5.007	71.540	12	SCCA Enterprises S	
<b>SRF3</b>									
1	12	Steve Introne	SRF3	1:17.479		78.989	9	SCCA Enterprises S	IntroneCom.com F
2	8	David Ferguson	SRF3	1:19.255	1.776	77.219	11	SCCA Enterprises S	Motion Dynamics
3	97	Jeffrey Swann	SRF3	1:19.406	1.927	77.072	3	SCCA Enterprises S	powered by Mobile
4	53	Roger Feghali	SRF3	1:19.483	2.004	76.998	14	SCCA Enterprises s	tuscan kitchen
5	88	Jonathan Emms	SRF3	1:19.689	2.210	76.799	3	SCCA Enterprises S	Clockwork Orange
6	42	Duncan Potter	SRF3	1:20.019	2.540	76.482	3	SCCA Enterprises S	Diacon Corp

**Announcements**

New Track Record (1:20.539) for SRF by Don Kahn.  
New Track Record (1:17.479) for SRF3 by Steve Introne.  
Time Prov 1524 Time Final 1554

Joshua Underwood, Chief of Timing & Scoring

Orbits

Bob Anderson, Chief Steward / Marianne Rhodes, Chairman SOM

www.mylaps.com  
Licensed to: NER, SCCA



**New England Region  
John Stim Memorial Regional  
Official Contingency Result**



John Stim Memorial

**Sorted on Laps**

Grp 5 - SM,ITC,T3-4,BSpec,ITEZ,SM5,SSM

Thompson Road Course - Long 1.700 miles

Race 3 #16-RQ-4244-S

10/8/2016 02:40 PM

Race (20:00 and 1 Laps) started at 15:32:07

Pos	No.	Name	Class	Laps	Diff	Total Tm	Best Tm	Make-Model	Sponsor
1	58	Stephen Blethen	T3	15		21:41.020	1:22.466	Mazda RX8/Bl	RSTPerformance.com
2	87	Chris Outzen	T3	15	0.900	21:41.920	1:22.380	Nissan 350Z/v	iTrackzone.com
3	#09	Jesse Schmidt	SM	15	5.800	21:46.820	1:22.731	Mazda Miata/F	Rossini Racing Product
4	18	Evan Karl	SM	15	5.831	21:46.851	1:22.561	Mazda Miata/v	BK Motorsports
5	73	Xiang Li	SM	15	9.798	21:50.818	1:23.300	Mazda Spec M	
6	70	Jimmy Locke	SM	15	14.139	21:55.159	1:23.419	Mazda Miata/r	NorthEast Earth Mecha
7	129	John Raudat	SM	15	25.371	22:06.391	1:24.114	Mazda Miata/t	
8	#04	Matthew Chimbolo	SM	15	29.409	22:10.429	1:24.347	Mazda Miata/v	Kit Kat's Ice Cream
9	11	Richard Bennett	SM	15	35.737	22:16.757	1:24.640	Mazda Miata/F	
10	144	Dave Kuchrawy	SM	15	37.670	22:18.690	1:24.237	Mazda Miata/E	
11	13	Robert Reed	SM	15	43.961	22:24.981	1:24.541	Mazda Miata/C	LTD Racing
12	52	Tim Mullen	T3	15	44.451	22:25.471	1:25.079	Mazda RX 8/G	RST Performance Racir
13	38	Hunter Bogar	SM	15	50.034	22:31.054	1:27.029	Mazda Miata/r	Autex Mazda
14	90	Kent Vaccaro	SM	15	54.777	22:35.797	1:26.566	Mazda Miata/E	Flatout Motorsports
15	96	Seth Duval	SM	15	1:04.005	22:45.025	1:26.199	Mazda Miata/v	Big Boy's Toys LLC
16	72	Peter A Lombardo	ITEZ	15	1:05.036	22:46.056	1:26.135	Fiat Abarth/Re	Lombardo Motorcars
17	17	Whitfield Gregg	SM	15	1:06.716	22:47.736	1:26.854	Mazda Miata/E	Flatout Motorsports
18	30	Stephen Sarnecki	SM	15	1:10.680	22:51.700	1:26.001	Mazda Miata/E	AutexCars
19	89	Anthony Vaccaro	SM	15	1:11.333	22:52.353	1:26.854	Mazda Miata/E	Flatout motorsports
20	#02	Pratt Tanner	SM	15	1:14.849	22:55.869	1:26.268	Mazda Miata/v	
21	#00	Ryan Duke	SM	15	1:24.825	23:05.845	1:26.993	Mazda Miata/E	
22	149	Joe Schubert	SM	14	1 Lap	22:01.798	1:25.904	Mazda Miata/S	EY Flatout Motorsport
23	7	Cy Peake	SM	14	1 Lap	22:16.772	1:27.635	Mazda Miata/c	LTD Racing
24	177	Isaac Miskoe	SM	14	1 Lap	22:18.430	1:30.629	Mazda Miata/y	WhoopAss Race Fuel
25	21	Scott Allen	SM	14	1 Lap	22:18.762	1:30.263	Mazda Miata/C	The Racing School
26	33	Rebecca Harvey	SM	14	1 Lap	22:31.352	1:31.283	Mazda Miata/E	Road Rebels
27	49	Michael Collier	ITEZ	14	1 Lap	22:44.121	1:32.806	Porsche 944/V	Northeast Track Days
28	43	Wendy Cappola	SM	14	1 Lap	22:49.756	1:31.637	Mazda 1994 M	She Racing Flatout Mc
29	14	Christopher S. Mosley	B-Spec	14	1 Lap	23:14.862	1:33.375	Honda Fit/Cop	
30	56	Michelle Yaiser	B-Spec	13	2 Laps	22:33.939	1:35.848	Mini Cooper/M	Indian Summer Racing
31	15	Robby Smolinski Jr.	ITEZ	12	3 Laps	20:38.929	1:31.719	Chevrolet Corv	
32	95	Kenneth Payson	T4	11	4 Laps	17:54.838	1:30.165	Mazda Miata/r	Hoosier Red Line Oil F
33	#06	Jeff Longo	SM	9	6 Laps	15:15.426	1:32.663	Mazda Miata/r	LTD Racing / Marbledal

**Announcements**

Time Prov 1600 Time Final 1630  
#34, #121 ineligible for points

Margin of Victory	Avg. Speed	Best Lap Tm	Best Speed	Best Lap by
0.900	70.560	1:22.380	74.290	87 - Chris Outzen

Joshua Underwood, Chief of Timing & Scoring

Orbits

Bob Anderson, Chief Steward / Marianne Rhodes, Chairman SOM

www.mylaps.com  
Licensed to: NER, SCCA



**New England Region  
John Stim Memorial Regional  
Official Contingency Result**



John Stim Memorial

**Sorted on Laps**

Grp 5 - SM,ITC,T3-4,BSpec,ITEZ,SM5,SSM

Thompson Road Course - Long 1.700 miles

Race 3 #16-RQ-4244-S

10/8/2016 02:40 PM

Race (20:00 and 1 Laps) started at 15:32:07

Pos	No.	Name	Class	Laps	Diff	Total Tm	Best Tm	Make-Model	Sponsor
34	51	Raymond Blethen	T3	12	3 Laps	21:57.045	1:23.521	Mazda RX8/Bl	RST Performance Racir
35	34	Matthew Koskinen	T3	15	12.065	21:53.085		Mazda MX5/W	JMK Motorsports
36	121	Gregory Pecora	T3	14	1 Lap	22:23.780		Mazda Mx 5 c	Pecora Motorsports No

Not classified

DNS	77	J T Coupal	SM		DNS			Mazda Miata/E	Flatout Motorsports Mi
DNS	1	Doug Fisher	SM		DNS			Mazda Miata/E	Father Daughter Racinq
DNS	23	Tom Masiero	SSM		DNS			Mazda Miata/F	

**Announcements**

Time Prov 1600 Time Final 1630  
#34, #121 ineligible for points

Margin of Victory	Avg. Speed	Best Lap Tm	Best Speed	Best Lap by
0.900	70.560	1:22.380	74.290	87 - Chris Outzen

Joshua Underwood, Chief of Timing & Scoring

Orbits

Bob Anderson, Chief Steward / Marianne Rhodes, Chairman SOM

www.mylaps.com  
Licensed to: NER, SCCA  
Page 2/2





**New England Region  
John Stim Memorial Regional  
Official Contingency Result**



John Stim Memorial

**Sorted on Laps**

Grp 5 - SM,ITC,T3-4,BSpec,ITEZ,SM5,SSM

Thompson Road Course - Long 1.700 miles

Race 3 #16-RQ-4244-S

10/8/2016 02:40 PM

Race (20:00 and 1 Laps) started at 15:32:07

Pos	No.	Name	Class	Laps	Diff	Total Tm	Best Tm	Make-Model	Sponsor
<b>B-Spec</b>									
1	14	Christopher S. Mosley	B-Spec	14		23:14.862	1:33.375	Honda Fit/Cop	
2	56	Michelle Yaiser	B-Spec	13	1 Lap	22:33.939	1:35.848	Mini Cooper/M	Indian Summer Racing
<b>ITEZ</b>									
1	72	Peter A Lombardo	ITEZ	15		22:46.056	1:26.135	Fiat Abarth/Re	Lombardo Motorcars
2	49	Michael Collier	ITEZ	14	1 Lap	22:44.121	1:32.806	Porsche 944/V	Northeast Track Days
3	15	Robby Smolinski Jr.	ITEZ	12	3 Laps	20:38.929	1:31.719	Chevrolet Con	
<b>SM</b>									
1	#09	Jesse Schmidt	SM	15		21:46.820	1:22.731	Mazda Miata/F	Rossini Racing Product
2	18	Evan Karl	SM	15	0.031	21:46.851	1:22.561	Mazda Miata/v	BK Motorsports
3	73	Xiang Li	SM	15	3.998	21:50.818	1:23.300	Mazda Spec M	
4	70	Jimmy Locke	SM	15	8.339	21:55.159	1:23.419	Mazda Miata/r	NorthEast Earth Mecha
5	129	John Raudat	SM	15	19.571	22:06.391	1:24.114	Mazda Miata/t	
6	#04	Matthew Chimbolo	SM	15	23.609	22:10.429	1:24.347	Mazda Miata/v	Kit Kat's Ice Cream
7	11	Richard Bennett	SM	15	29.937	22:16.757	1:24.640	Mazda Miata/F	
8	144	Dave Kuchrawy	SM	15	31.870	22:18.690	1:24.237	Mazda Miata/E	
9	13	Robert Reed	SM	15	38.161	22:24.981	1:24.541	Mazda Miata/C	LTD Racing
10	38	Hunter Bogar	SM	15	44.234	22:31.054	1:27.029	Mazda Miata/r	Autex Mazda
11	90	Kent Vaccaro	SM	15	48.977	22:35.797	1:26.566	Mazda Miata/E	Flatout Motorsports
12	96	Seth Duval	SM	15	58.205	22:45.025	1:26.199	Mazda Miata/v	Big Boy's Toys LLC
13	17	Whitfield Gregg	SM	15	1:00.916	22:47.736	1:26.854	Mazda Miata/E	Flatout Motorsports
14	30	Stephen Sarnecki	SM	15	1:04.880	22:51.700	1:26.001	Mazda Miata/E	AutexCars
15	89	Anthony Vaccaro	SM	15	1:05.533	22:52.353	1:26.854	Mazda Miata/E	Flatout motorsports
16	#02	Pratt Tanner	SM	15	1:09.049	22:55.869	1:26.268	Mazda Miata/v	
17	#00	Ryan Duke	SM	15	1:19.025	23:05.845	1:26.993	Mazda Miata/E	
18	149	Joe Schubert	SM	14	1 Lap	22:01.798	1:25.904	Mazda Miata/c	EY Flatout Motorsport
19	7	Cy Peake	SM	14	1 Lap	22:16.772	1:27.635	Mazda Miata/c	LTD Racing
20	177	Isaac Miskoe	SM	14	1 Lap	22:18.430	1:30.629	Mazda Miata/y	WhoopAss Race Fuel
21	21	Scott Allen	SM	14	1 Lap	22:18.762	1:30.263	Mazda Miata/C	The Racing School
22	33	Rebecca Harvey	SM	14	1 Lap	22:31.352	1:31.283	Mazda Miata/E	Road Rebels

**Announcements**

Time Prov 1600 Time Final 1630  
#34, #121 ineligible for points

Margin of Victory	Avg. Speed	Best Lap Tm	Best Speed	Best Lap by
0.900	70.560	1:22.380	74.290	87 - Chris Outzen

Joshua Underwood, Chief of Timing & Scoring

Orbits

Bob Anderson, Chief Steward / Marianne Rhodes, Chairman SOM

www.mylaps.com  
Licensed to: NER, SCCA



**New England Region  
John Stim Memorial Regional  
Official Contingency Result**



John Stim Memorial

**Sorted on Laps**

Grp 5 - SM,ITC,T3-4,BSpec,ITEZ,SM5,SSM

Thompson Road Course - Long 1.700 miles

Race 3 #16-RQ-4244-S

10/8/2016 02:40 PM

Race (20:00 and 1 Laps) started at 15:32:07

Pos	No.	Name	Class	Laps	Diff	Total Tm	Best Tm	Make-Model	Sponsor
23	43	Wendy Cappola	SM	14	1 Lap	22:49.756	1:31.637	Mazda 1994 M	She Racing Flatout Mc
24	#06	Jeff Longo	SM	9	6 Laps	15:15.426	1:32.663	Mazda Miata/r	LTD Racing / Marbledal
Not classified									
DNS	77	J T Coupal	SM		DNS			Mazda Miata/E	Flatout Motorsports Mi
DNS	1	Doug Fisher	SM		DNS			Mazda Miata/E	Father Daughter Racinq
Not classified									
DNS	23	Tom Masiero	SSM		DNS			Mazda Miata/F	
T3									
1	58	Stephen Blethen	T3	15		21:41.020	1:22.466	Mazda RX8/Blu	RSTPerformance.com
2	87	Chris Outzen	T3	15	0.900	21:41.920	1:22.380	Nissan 350Z/v	iTrackzone.com
3	52	Tim Mullen	T3	15	44.451	22:25.471	1:25.079	Mazda RX 8/G	RST Performance Racir
4	51	Raymond Blethen	T3	12	3 Laps	21:57.045	1:23.521	Mazda RX8/Blu	RST Performance Racir
5	34	Matthew Koskinen	T3	15	12.065	21:53.085		Mazda MX5/W	JMK Motorsports
6	121	Gregory Pecora	T3	14	1 Lap	22:23.780		Mazda Mx 5 ct	Pecora Motorsports No
T4									
1	95	Kenneth Payson	T4	11		17:54.838	1:30.165	Mazda Miata/r	Hoosier Red Line Oil f

**Announcements**

Time Prov 1600 Time Final 1630  
#34, #121 ineligible for points

Margin of Victory	Avg. Speed	Best Lap Tm	Best Speed	Best Lap by
0.900	70.560	1:22.380	74.290	87 - Chris Outzen

Joshua Underwood, Chief of Timing & Scoring

Orbits

Bob Anderson, Chief Steward / Marianne Rhodes, Chairman SOM

www.mylaps.com  
Licensed to: NER, SCCA

# John Stim Memorial

Lapchart


Grp 5 - SM,ITC,T3-4,BSpec,ITEZ,SM5,SSM

Thompson Road Course - Long 1.700 miles

Race 3 #16-RQ-4244-S

10/8/2016 02:40 PM

Race (20:00 and 1 Laps) started at 15:32:07



Competitors	Laps															
	0	1	2	3	4	5	6	7	8	9	10	11	12	13	14	15
Chris Outzen (87)	1	87	87	87	87	87	87	87	87	87	58	58	58	58	58	58
Stephen Blethen (58)	2	58	58	58	58	58	58	58	58	87	87	87	87	87	87	87
Raymond Blethen (51)	3	51	18	18	18	18	18	73	#09	#09	#09	#09	#09	#09	18	#09
Evan Karl (18)	4	18	73	73	73	73	73	#09	73	73	73	18	18	18	18	#09
Jesse Schmidt (#09)	5	#09	#09	#09	#09	#09	18	18	18	18	73	73	73	73	73	73
Xiang Li (73)	6	73	70	70	70	70	70	70	70	70	70	70	70	70	34	34
Jimmy Locke (70)	7	70	11	11	11	38	129	129	129	129	34	34	34	34	34	70
Richard Bennett (11)	8	11	144	144	38	11	38	38	34	34	129	129	129	129	129	129
Dave Kuchrawy (144)	9	144	129	129	129	129	11	34	11	11	11	11	11	#04	#04	#04
John Raudat (129)	10	129	38	38	144	144	144	11	#04	#04	#04	#04	#04	11	11	11
Joe Schubert (149)	11	149	17	#04	17	#04	#04	144	38	144	144	144	144	144	144	144
Whitfield Gregg (17)	12	17	#04	17	#04	90	34	#04	144	38	52	52	52	52	13	13
Hunter Bogar (38)	13	38	149	90	90	52	90	90	52	52	38	13	13	13	13	52
Matthew Chimbolo (#04)	14	#04	90	52	52	34	52	52	13	13	13	38	38	38	38	38
Kent Vaccaro (90)	15	90	52	72	72	17	13	13	90	90	90	90	90	90	90	90
Seth Duval (96)	16	96	72	89	13	13	17	17	17	17	96	96	96	96	96	96
Tim Mullen (52)	17	52	89	30	34	72	72	72	72	96	17	72	72	72	72	72
Pratt Tanner (#02)	18	#02	33	13	30	30	30	30	30	96	96	72	72	17	17	17
Peter A Lombardo (72)	19	72	30	34	89	96	96	96	30	30	30	30	30	30	30	30
Rebecca Harvey (33)	20	33	96	96	96	89	89	89	89	89	89	89	89	89	89	89
Stephen Sarnecki (30)	21	30	34	#00	#00	#00	#00	#00	#00	#02	#02	#02	#02	#02	#02	#02
Anthony Vaccaro (89)	22	89	13	33	#02	#02	#02	#02	#02	#02	#00	#00	#00	#00	#00	#00
Ryan Duke (#00)	23	#00	#00	#02	33	33	177	177	177	177	7	149	149	149	149	149
Robby Smolinski Jr. (15)	24	15	#02	177	177	177	21	21	21	21	7	177	177	177	177	7
Scott Allen (21)	25	21	177	21	21	21	33	33	49	7	21	21	7	7	7	177
Wendy Cappola (43)	26	43	21	49	49	49	49	49	7	49	149	149	21	21	21	21
Isaac Miskoe (177)	27	177	43	43	43	7	7	7	33	33	33	33	33	33	121	121
Michael Collier (49)	28	49	#06	14	7	43	149	149	149	149	49	95	121	121	33	33
Matthew Koskinen (34)	29	34	49	7	14	149	43	95	95	95	95	49	49	49	49	49
Christopher S. Mosley (14)	30	14	14	121	149	95	95	43	43	43	121	121	95	43	43	43

Joshua Underwood, Chief of Timing & Scoring

Bob Anderson, Chief Steward / Marianne Rhodes, Chairman SOM

Orbits

www.mylaps.com  
Licensed to: NER, SCCA



**New England Region**  
**John Stim Memorial Regional**  
**Official Contingency Result**



John Stim Memorial

Grp 5 - SM,ITC,T3-4,BSpec,ITEZ,SM5,SSM

Thompson Road Course - Long 1.700 miles

Race 3 #16-RQ-4244-S

10/8/2016 02:40 PM

Race (20:00 and 1 Laps) started at 15:32:07

(58) Stephen Blethen	10 1:24.340 +1.779	4 1:29.422 +5.075	15 1:29.760 +5.219	9 1:27.579 +1.380
1 1:33.434 +10.968	11 1:24.358 +1.797	5 1:27.963 +3.616	12 1:26.876 +0.677	10 1:26.876 +0.677
2 1:32.806 +10.340	12 1:23.327 +0.766	6 1:27.563 +3.216	11 1:26.395 +0.196	11 1:26.395 +0.196
3 1:32.713 +10.247	13 <b>1:22.561</b>	7 1:27.414 +3.067	12 1:26.503 +0.304	12 1:26.503 +0.304
4 1:29.576 +7.110	14 1:29.069 +6.508	8 1:24.683 +0.336	13 1:30.189 +3.990	13 1:30.189 +3.990
5 1:26.560 +4.094	15 1:28.319 +5.758	9 1:24.648 +0.301	14 1:32.736 +6.537	14 1:32.736 +6.537
6 1:25.390 +2.924		10 1:24.812 +0.465	15 1:30.039 +3.840	15 1:30.039 +3.840
7 1:25.376 +2.910	(73) Xiang Li	11 1:25.071 +0.724		
8 1:23.820 +1.354	1 1:33.816 +10.516	12 1:25.312 +0.965	(52) Tim Mullen	
9 1:22.832 +0.366	2 1:33.369 +10.069	13 <b>1:24.347</b>	1 1:39.120 +14.041	12 1:26.503 +0.304
10 1:22.828 +0.362	3 1:32.459 +9.159	14 1:30.699 +6.352	2 1:35.993 +10.914	13 1:30.189 +3.990
11 1:23.138 +0.672	4 1:28.853 +5.553	15 1:27.295 +2.948	3 1:34.134 +9.055	14 1:32.736 +6.537
12 1:24.106 +1.640	5 1:27.572 +4.272		4 1:31.973 +6.894	15 1:30.039 +3.840
13 <b>1:22.466</b>	6 1:25.177 +1.877	(11) Richard Bennett	5 1:29.298 +4.219	
14 1:28.669 +6.203	7 1:24.778 +1.478	1 1:36.561 +11.921	6 1:27.185 +2.106	(72) Peter A Lombardo
15 1:27.232 +4.766	8 <b>1:23.300</b>	2 1:35.023 +10.383	7 1:26.092 +1.013	1 1:41.140 +15.005
	9 1:24.551 +1.251	3 1:34.323 +9.683	8 <b>1:25.079</b>	2 1:37.660 +11.525
(87) Chris Outzen	10 1:24.617 +1.317	4 1:31.402 +6.762	9 1:25.419 +0.340	3 1:34.337 +8.202
1 1:30.082 +7.702	11 1:24.455 +1.155	5 1:29.269 +4.629	10 1:25.804 +0.725	4 1:32.419 +6.284
2 1:31.125 +8.745	12 1:26.040 +2.740	6 1:27.357 +2.717	11 1:26.675 +1.596	5 1:28.644 +2.509
3 1:32.039 +9.659	13 1:23.908 +0.608	7 1:28.048 +3.408	12 1:26.042 +0.963	6 1:28.388 +2.253
4 1:28.989 +6.609	14 1:29.686 +6.386	8 <b>1:24.640</b>	13 1:26.955 +1.876	7 1:29.609 +3.474
5 1:27.179 +4.799	15 1:27.398 +4.098	9 1:24.732 +0.092	14 1:33.577 +8.498	8 1:28.715 +2.580
6 1:28.152 +5.772		10 1:24.798 +0.158	15 1:29.444 +4.365	9 1:28.882 +2.747
7 1:25.628 +3.248	(70) Jimmy Locke	11 1:24.978 +0.338		10 1:27.555 +1.420
8 1:25.920 +3.540	1 1:36.235 +12.816	12 1:26.322 +1.682	(38) Hunter Bogar	11 1:27.658 +1.523
9 1:24.733 +2.353	2 1:33.605 +10.186	13 1:24.919 +0.279	1 1:37.075 +10.046	12 <b>1:26.135</b>
10 1:24.045 +1.665	3 1:33.564 +10.145	14 1:32.462 +7.822	2 1:35.033 +8.004	13 1:29.475 +3.340
11 1:24.090 +1.710	4 1:31.591 +8.172	15 1:30.561 +5.921	3 1:33.112 +6.083	14 1:32.825 +6.690
12 1:23.326 +0.946	5 1:27.114 +3.695		4 1:30.751 +3.722	15 1:29.338 +3.203
13 <b>1:22.380</b>	6 1:26.052 +2.633	(144) Dave Kuchrawy	5 1:29.324 +2.295	
14 1:26.277 +3.897	7 1:24.371 +0.952	1 1:36.882 +12.645	6 1:27.545 +0.516	(17) Whitfield Gregg
15 1:27.955 +5.575	8 1:23.823 +0.404	2 1:35.303 +11.066	7 1:28.796 +1.767	1 1:37.409 +10.555
	9 1:23.741 +0.322	3 1:36.780 +12.543	8 1:27.222 +0.193	2 1:36.310 +9.456
(#09) Jesse Schmidt	10 1:23.872 +0.453	4 1:29.767 +5.530	9 1:28.897 +1.868	3 1:35.470 +8.616
1 1:35.791 +13.060	11 1:23.872 +0.453	5 1:28.053 +3.816	10 1:27.482 +0.453	4 1:34.068 +7.214
2 1:32.823 +10.092	12 1:24.288 +0.869	6 1:27.718 +3.481	11 <b>1:27.029</b>	5 1:31.089 +4.235
3 1:32.393 +9.662	13 <b>1:23.419</b>	7 1:27.826 +3.589	12 1:27.429 +0.400	6 1:29.164 +2.310
4 1:27.852 +5.121	14 1:31.431 +8.012	8 1:27.029 +2.792	13 1:28.337 +1.308	7 1:28.998 +2.144
5 1:27.405 +4.674	15 1:27.652 +4.233	9 1:25.112 +0.875	14 1:31.280 +4.251	8 1:28.508 +1.654
6 1:25.168 +2.437		10 <b>1:24.237</b>	15 1:29.557 +2.528	9 1:28.594 +1.740
7 1:24.227 +1.496	(129) John Raudat	11 1:24.343 +0.106		10 1:28.864 +2.010
8 1:23.610 +0.879	1 1:36.871 +12.757	12 1:24.454 +0.217	(90) Kent Vaccaro	11 1:28.326 +1.472
9 1:24.465 +1.734	2 1:35.273 +11.159	13 1:25.397 +1.160	1 1:38.018 +11.452	12 <b>1:26.854</b>
10 1:24.174 +1.443	3 1:34.047 +9.933	14 1:34.793 +10.556	2 1:35.477 +8.911	13 1:29.707 +2.853
11 1:24.035 +1.304	4 1:30.868 +6.754	15 1:29.374 +5.137	3 1:35.252 +8.686	14 1:32.397 +5.543
12 1:23.712 +0.981	5 1:27.593 +3.479		4 1:30.654 +4.088	15 1:29.970 +3.116
13 <b>1:22.731</b>	6 1:25.232 +1.118	(13) Robert Reed	5 1:30.428 +3.862	
14 1:30.623 +7.892	7 1:25.198 +1.084	1 1:39.066 +14.525	6 1:27.787 +1.221	(30) Stephen Sarnecki
15 1:26.990 +4.259	8 1:25.864 +1.750	2 1:36.438 +11.897	7 1:30.405 +3.839	1 1:42.310 +16.309
	9 1:24.918 +0.804	3 1:32.910 +8.369	8 1:28.298 +1.732	2 1:37.385 +11.384
(18) Evan Karl	10 <b>1:24.114</b>	4 1:29.664 +5.123	9 1:27.381 +0.815	3 1:35.632 +9.631
1 1:33.447 +10.886	11 1:25.739 +1.625	5 1:28.567 +4.026	10 1:26.948 +0.382	4 1:32.700 +6.699
2 1:32.494 +9.933	12 1:24.891 +0.777	6 1:26.050 +1.509	11 1:27.350 +0.784	5 1:29.570 +3.569
3 1:32.894 +10.333	13 1:24.275 +0.161	7 1:27.664 +3.123	12 <b>1:26.566</b>	6 1:29.064 +3.063
4 1:29.669 +7.108	14 1:31.254 +7.140	8 1:26.092 +1.551	13 1:27.000 +0.434	7 1:29.588 +3.587
5 1:27.610 +5.049	15 1:28.294 +4.180	9 1:25.332 +0.791	14 1:31.780 +5.214	8 1:28.568 +2.567
6 1:26.147 +3.586		10 1:26.327 +1.786	15 1:29.854 +3.288	9 1:28.831 +2.830
7 1:24.460 +1.899	(#04) Matthew Chimbolo	11 <b>1:24.541</b>		10 1:27.475 +1.474
8 1:24.236 +1.675	1 1:37.467 +13.120	12 1:25.159 +0.618	(96) Seth Duval	11 <b>1:26.001</b>
9 1:23.224 +0.663	2 1:34.672 +10.325	13 1:26.691 +2.150	1 1:43.639 +17.440	12 1:26.611 +0.610
	3 1:36.701 +12.354	14 1:32.468 +7.927	2 1:38.144 +11.945	13 1:29.430 +3.429
			3 1:36.260 +10.061	14 1:33.774 +7.773
			4 1:31.615 +5.416	15 1:30.841 +4.840
			5 1:29.780 +3.581	
			6 1:28.827 +2.628	(89) Anthony Vaccaro
			7 1:27.622 +1.423	1 1:41.080 +14.226
			8 <b>1:26.199</b>	2 1:38.302 +11.448

Joshua Underwood, Chief of Timing & Scoring

Orbits

Bob Anderson, Chief Steward / Marianne Rhodes, Chairman SOM

*Joshua Underwood*

www.mylaps.com  
 Licensed to: NER, SCCA



**New England Region  
John Stim Memorial Regional  
Official Contingency Result**



**John Stim Memorial**


Grp 5 - SM,ITC,T3-4,BSpec,ITEZ,SM5,SSM

Thompson Road Course - Long 1.700 miles

Race 3 #16-RQ-4244-S

10/8/2016 02:40 PM

Race (20:00 and 1 Laps) started at 15:32:07



3	1:36.667	+9.813	14	1:31.760	+5.856	12	<b>1:31.283</b>		10	1:37.150	+1.302	6	1:24.737	-3:59:30.038
4	1:34.201	+7.347				13	1:41.994	+10.711	11	1:39.029	+3.181	7	1:24.325	-3:59:30.450
5	1:31.405	+4.551	(7) Cy Peake			14	1:37.587	+6.304	12	1:46.079	+10.231	8	1:24.047	-3:59:30.728
6	1:28.026	+1.172	1	1:47.231	+19.596	(49) Michael Collier			13	1:42.345	+6.497	9	1:22.897	-3:59:31.878
7	1:27.770	+0.916	2	1:44.101	+16.466	1	1:46.282	+13.476	(15) Robby Smolinski Jr.			10	1:21.361	-3:59:33.414
8	1:27.932	+1.078	3	1:39.743	+12.108	2	1:43.202	+10.396	1	1:55.552	+23.833	11	1:22.904	-3:59:31.871
9	1:29.247	+2.393	4	1:36.017	+8.382	3	1:37.327	+4.521	2	1:54.461	+22.742	12	1:23.107	-3:59:31.668
10	1:27.300	+0.446	5	1:31.541	+3.906	4	1:34.954	+2.148	3	1:49.201	+17.482	13	1:23.068	-3:59:31.707
11	<b>1:26.854</b>		6	1:30.985	+3.350	5	1:33.928	+1.122	4	1:42.545	+10.826	14	1:30.289	-3:59:24.486
12	1:27.835	+0.981	7	1:28.710	+1.075	6	1:32.926	+0.120	5	1:39.074	+7.355	15	1:25.801	-3:59:28.974
13	1:30.750	+3.896	8	<b>1:27.635</b>		7	<b>1:32.806</b>		6	1:37.690	+5.971	(121) Gregory Pecora		
14	1:32.042	+5.188	9	1:29.057	+1.422	8	1:33.369	+0.563	7	1:37.416	+5.697	1	1:47.707	-3:59:07.068
15	1:28.978	+2.124	10	1:31.543	+3.908	9	1:40.169	+7.363	8	1:38.091	+6.372	2	1:48.941	-3:59:05.834
(#02) Pratt Tanner			11	1:36.962	+9.327	10	1:36.427	+3.621	9	1:34.536	+2.817	3	1:43.211	-3:59:11.564
1	1:45.969	+19.701	12	1:32.896	+5.261	11	1:36.154	+3.348	10	<b>1:31.719</b>		4	1:41.217	-3:59:13.558
2	1:39.475	+13.207	13	1:35.951	+8.316	12	1:35.071	+2.265	11	1:32.412	+0.693	5	1:37.754	-3:59:17.021
3	1:35.881	+9.613	14	1:34.469	+6.834	13	1:39.317	+6.511	p12	2:00.917	+29.198	6	1:31.992	-3:59:22.783
4	1:33.501	+7.233	(177) Isaac Miskoe			14	1:35.842	+3.036	(95) Kenneth Payson			7	1:35.910	-3:59:18.865
5	1:31.853	+5.585	1	1:43.449	+12.820	(43) Wendy Cappola			1	1:50.024	+19.859	8	1:28.162	-3:59:26.613
6	1:30.714	+4.446	2	1:40.202	+9.573	1	1:46.170	+14.533	2	1:43.815	+13.650	9	1:28.590	-3:59:26.185
7	1:28.269	+2.001	3	1:38.169	+7.540	2	1:45.970	+14.333	3	1:38.131	+7.966	10	1:26.828	-3:59:27.947
8	1:27.920	+1.652	4	1:36.943	+6.314	3	1:42.386	+10.749	4	1:38.681	+8.516	11	1:27.255	-3:59:27.520
9	1:27.636	+1.368	5	1:34.515	+3.886	4	1:39.783	+8.146	5	1:34.473	+4.308	12	1:27.124	-3:59:27.651
10	1:26.865	+0.597	6	1:31.929	+1.300	5	1:38.169	+6.532	6	1:31.437	+1.272	13	1:38.828	-3:59:15.947
11	<b>1:26.268</b>		7	1:31.574	+0.945	6	1:35.154	+3.517	7	1:31.170	+1.005	14	1:32.262	-3:59:22.513
12	1:26.914	+0.646	8	<b>1:30.629</b>		7	1:33.167	+1.530	8	1:32.110	+1.945			
13	1:29.497	+3.229	9	1:31.037	+0.408	8	1:34.490	+2.853	9	1:31.225	+1.060			
14	1:32.893	+6.625	10	1:32.002	+1.373	9	1:34.258	+2.621	10	<b>1:30.165</b>				
15	1:28.939	+2.671	11	1:36.300	+5.671	10	1:34.828	+3.191	p11	1:40.406	+10.241			
(#00) Ryan Duke			12	1:32.962	+2.333	11	<b>1:31.637</b>		(#06) Jeff Longo					
1	1:44.081	+17.088	13	1:36.266	+5.637	12	1:32.509	+0.872	1	1:43.873	+11.210			
2	1:39.367	+12.374	14	1:36.251	+5.622	13	1:38.198	+6.561	2	2:04.231	+31.568			
3	1:36.275	+9.282	(21) Scott Allen			14	1:37.339	+5.702	3	1:42.439	+9.776			
4	1:33.516	+6.523	1	1:45.799	+15.536	(14) Christopher S. Mosley			4	1:36.177	+3.514			
5	1:32.024	+5.031	2	1:41.927	+11.664	1	1:45.820	+12.445	5	1:34.562	+1.899			
6	1:30.491	+3.498	3	1:37.230	+6.967	2	1:46.456	+13.081	6	1:33.390	+0.727			
7	1:28.390	+1.397	4	1:35.521	+5.258	3	1:43.930	+10.555	7	1:35.761	+3.098			
8	1:27.941	+0.948	5	1:33.890	+3.627	4	1:43.137	+9.762	8	<b>1:32.663</b>				
9	1:28.534	+1.541	6	1:32.221	+1.958	5	1:40.622	+7.247	p9	1:44.019	+11.356			
10	1:27.592	+0.599	7	1:31.672	+1.409	6	1:40.201	+6.826	(51) Raymond Blethen					
11	<b>1:26.993</b>		8	1:31.471	+1.208	7	1:37.882	+4.507	1	6:47.282	+5:23.761			
12	1:27.095	+0.102	9	1:32.022	+1.759	8	1:35.407	+2.032	2	1:37.376	+13.855			
13	1:31.287	+4.294	10	<b>1:30.263</b>		9	1:35.111	+1.736	3	1:35.293	+11.772			
14	1:34.885	+7.892	11	1:38.239	+7.976	10	<b>1:33.375</b>		4	1:32.501	+8.980			
15	1:33.119	+6.126	12	1:31.008	+0.745	11	1:33.401	+0.026	5	1:31.596	+8.075			
(149) Joe Schubert			13	1:35.909	+5.646	12	1:37.098	+3.723	6	1:30.250	+6.729			
1	1:38.287	+12.383	14	1:35.955	+5.692	13	1:38.452	+5.077	7	1:27.163	+3.642			
2	2:04.745	+38.841	(33) Rebecca Harvey			14	1:36.975	+3.600	8	1:31.450	+7.929			
3	1:39.380	+13.476	1	1:42.621	+11.338	(56) Michelle Yaiser			9	<b>1:23.521</b>				
4	1:36.268	+10.364	2	1:42.385	+11.102	1	1:54.817	+18.969	10	1:31.484	+7.963			
5	1:34.000	+8.096	3	1:39.108	+7.825	2	1:50.436	+14.588	11	1:28.799	+5.278			
6	1:31.589	+5.685	4	1:36.719	+5.436	3	1:49.404	+13.556	(34) Matthew Koskinen					
7	1:29.542	+3.638	5	1:36.688	+5.405	4	1:44.487	+8.639	1	1:40.345	-3:59:14.430			
8	1:27.838	+1.934	6	1:33.411	+2.128	5	1:44.730	+8.882	2	1:37.191	-3:59:17.584			
9	1:28.095	+2.191	7	1:34.885	+3.602	6	1:42.139	+6.291	3	1:34.107	-3:59:20.668			
10	1:26.916	+1.012	8	1:31.967	+0.684	7	1:40.727	+4.879	4	1:26.872	-3:59:27.903			
11	1:31.135	+5.231	9	1:32.393	+1.110	8	1:38.942	+3.094	5	1:25.305	-3:59:29.470			
12	<b>1:25.904</b>		10	1:34.502	+3.219	9	<b>1:35.848</b>							
13	1:34.348	+8.444	11	1:32.271	+0.988									

Joshua Underwood, Chief of Timing & Scoring

Orbits

Bob Anderson, Chief Steward / Marianne Rhodes, Chairman SOM

*Joshua Underwood*

www.mylaps.com  
Licensed to: NER, SCCA



**New England Region  
John Stim Memorial Regional  
Official Contingency Result**



John Stim Memorial

**Sorted on Best Lap time**

Grp 5 - SM,ITC,T3-4,BSpec,ITEZ,SM5,SSM

Thompson Road Course - Long 1.700 miles

Race 3 #16-RQ-4244-S

10/8/2016 02:40 PM

Race (20:00 and 1 Laps) started at 15:32:07

Pos	No.	Name	Class	Best Tm	Diff	Best Speed	In Lap	Make-Model	Sponsor
<b>B-Spec</b>									
1	14	Christopher S. Mosley	B-Spec	1:33.375		65.542	10	Honda Fit/Copper	
2	56	Michelle Yaiser	B-Spec	1:35.848	2.473	63.851	9	Mini Cooper/Maroo	Indian Summer Ra
<b>ITEZ</b>									
1	72	Peter A Lombardo	ITEZ	1:26.135		71.051	12	Fiat Abarth/Red	Lombardo Motorca
2	15	Robby Smolinski Jr.	ITEZ	1:31.719	5.584	66.726	10	Chevrolet Corvette,	
3	49	Michael Collier	ITEZ	1:32.806	6.671	65.944	7	Porsche 944/White	Northeast Track Da
<b>SM</b>									
1	18	Evan Karl	SM	1:22.561		74.127	13	Mazda Miata/White	BK Motorsports
2	#09	Jesse Schmidt	SM	1:22.731	0.170	73.975	13	Mazda Miata/Red	Rossini Racing Pro
3	73	Xiang Li	SM	1:23.300	0.739	73.469	8	Mazda Spec Miata/	
4	70	Jimmy Locke	SM	1:23.419	0.858	73.365	13	Mazda Miata/rusty	NorthEast Earth M
5	129	John Raudat	SM	1:24.114	1.553	72.758	10	Mazda Miata/blue/c	
6	144	Dave Kuchrawy	SM	1:24.237	1.676	72.652	10	Mazda Miata/Black	
7	#04	Matthew Chimbolo	SM	1:24.347	1.786	72.557	13	Mazda Miata/White	Kit Kat's Ice Cream
8	13	Robert Reed	SM	1:24.541	1.980	72.391	11	Mazda Miata/Greer	LTD Racing
9	11	Richard Bennett	SM	1:24.640	2.079	72.306	8	Mazda Miata/Red/t	
10	149	Joe Schubert	SM	1:25.904	3.343	71.242	12	Mazda Miata/Silver	EY Flatout Motors
11	30	Stephen Sarnecki	SM	1:26.001	3.440	71.162	11	Mazda Miata/Black	AutexCars
12	96	Seth Duval	SM	1:26.199	3.638	70.999	8	Mazda Miata/White	Big Boy's Toys LLC
13	#02	Pratt Tanner	SM	1:26.268	3.707	70.942	11	Mazda Miata/white,	
14	90	Kent Vaccaro	SM	1:26.566	4.005	70.698	12	Mazda Miata/Blue (	Flatout Motorsport
15	89	Anthony Vaccaro	SM	1:26.854	4.293	70.463	11	Mazda Miata/Blue (	Flatout motorsport
16	17	Whitfield Gregg	SM	1:26.854	4.293	70.463	12	Mazda Miata/Black	Flatout Motorsport
17	#00	Ryan Duke	SM	1:26.993	4.432	70.350	11	Mazda Miata/Blue/l	
18	38	Hunter Bogar	SM	1:27.029	4.468	70.321	11	Mazda Miata/red	Autex Mazda
19	7	Cy Peake	SM	1:27.635	5.074	69.835	8	Mazda Miata/green	LTD Racing
20	21	Scott Allen	SM	1:30.263	7.702	67.802	10	Mazda Miata/Grey	The Racing School
21	177	Isaac Miskoe	SM	1:30.629	8.068	67.528	8	Mazda Miata/Yellow	WhoopAss Race Fu
22	33	Rebecca Harvey	SM	1:31.283	8.722	67.044	12	Mazda Miata/Blue	Road Rebels
23	43	Wendy Cappola	SM	1:31.637	9.076	66.785	11	Mazda 1994 Miata/	She Racing Flatou
24	#06	Jeff Longo	SM	1:32.663	10.102	66.046	8	Mazda Miata/red	LTD Racing / Marbl
<b>Not classified</b>									
DNS	1	Doug Fisher	SM			-	0	Mazda Miata/Blue/'	Father Daughter R
DNS	77	J T Coupal	SM			-	0	Mazda Miata/Blu/Bl	Flatout Motorsport

**Announcements**

Time Prov 1600 Time Final 1630  
#34, #121 ineligible for points

Joshua Underwood, Chief of Timing & Scoring

Orbits

Bob Anderson, Chief Steward / Marianne Rhodes, Chairman SOM

www.mylaps.com  
Licensed to: NER, SCCA





**New England Region  
John Stim Memorial Regional  
Official Contingency Result**



John Stim Memorial

**Sorted on Best Lap time**

Grp 5 - SM,ITC,T3-4,BSpec,ITEZ,SM5,SSM

Thompson Road Course - Long 1.700 miles

Race 3 #16-RQ-4244-S

10/8/2016 02:40 PM

Race (20:00 and 1 Laps) started at 15:32:07

Pos	No.	Name	Class	Best Tm	Diff	Best Speed	In Lap	Make-Model	Sponsor
Not classified									
DNS	23	Tom Masiero	SSM			-	0	Mazda Miata/Red	
T3									
1	87	Chris Outzen	T3	1:22.380		74.290	13	Nissan 350Z/white	iTrackzone.com
2	58	Stephen Blethen	T3	1:22.466	0.086	74.212	13	Mazda RX8/Blue/Gi	RSTPerformance.cc
3	51	Raymond Blethen	T3	1:23.521	1.141	73.275	9	Mazda RX8/Blue/O	RST Performance F
4	52	Tim Mullen	T3	1:25.079	2.699	71.933	8	Mazda RX 8/Green	RST Performance F
5	34	Matthew Koskinen	T3			-	0	Mazda MX5/White-	JMK Motorsports
6	121	Gregory Pecora	T3			-	0	Mazda Mx 5 cup ca	Pecora Motorsports
T4									
1	95	Kenneth Payson	T4	1:30.165		67.876	10	Mazda Miata/red	Hoosier Red Line (

**Announcements**

Time Prov 1600 Time Final 1630  
#34, #121 ineligible for points

Joshua Underwood, Chief of Timing & Scoring

Orbits

Bob Anderson, Chief Steward / Marianne Rhodes, Chairman SOM

www.mylaps.com  
Licensed to: NER, SCCA





**New England Region  
John Stim Memorial Regional  
Official Contingency Result**



John Stim Memorial

**Sorted on Laps**

Grp 6 - HRG

Thompson Road Course - Long 1.700 miles

Race 3 #16-RQ-4244-S

10/8/2016 03:05 PM

Race (20:00 and 1 Laps) started at 16:04:33

Pos	No.	Name	Class	Laps	Diff	Total Tm	Best Tm	Make-Model	Sponsor
1	44	Adam Strelczuk	HRG4	14		23:06.834	1:33.985	Datsun 240Z C	
2	33	Greg Amy	HRG3	14	21.710	23:28.544	1:34.964	Porsche 914/C	
3	90	Paul Paparella	HRG3	14	43.370	23:50.204	1:38.606	BMW 2002tii/t	Eurosport of Westfield
4	48	W. Scott Stickle	HRG5	14	1:26.255	24:33.089	1:39.532	Jaguar XKE/wl	BLACK ROCK RACING \
5	43	Hal Jones	HRG3	13	1 Lap	23:14.920	1:39.637	BMW 2002 TII	Atelier Art Services
6	23	Peter McCarthy	HRG1	13	1 Lap	24:44.551	1:48.943	Austin Healey	Midnight Auto Inc
7	7	George Michael Harmuth	HRG1	12	2 Laps	23:55.346	1:51.655	Triumph Spitfi	Dutchess Window Tinti
8	17	Dan Ferguson	HRG2	12	2 Laps	23:56.865	1:52.913	MG MGA Road	rackandruinracing.com

Not classified

DNS	114	Philip G Gott	HRG3		DNS			Triumph TR4A	Jean Green RD
DNS	61	Tom Drake	HRG4		DNS			Opel GT/Blue	Alley Cat Racing

Announcements

Time Prov 1630 Time Final 1701

Margin of Victory	Avg. Speed	Best Lap Tm	Best Speed	Best Lap by
21.710	61.781	1:33.985	65.117	44 - Adam Strelczuk

Joshua Underwood, Chief of Timing & Scoring

Orbits

Bob Anderson, Chief Steward / Marianne Rhodes, Chairman SOM

www.mylaps.com  
Licensed to: NER, SCCA



**New England Region  
John Stim Memorial Regional  
Official Contingency Result**



John Stim Memorial

**Sorted on Laps**

Grp 6 - HRG

Thompson Road Course - Long 1.700 miles

Race 3 #16-RQ-4244-S

10/8/2016 03:05 PM

Race (20:00 and 1 Laps) started at 16:04:33

Pos	No.	Name	Class	Laps	Diff	Total Tm	Best Tm	Make-Model	Sponsor
HRG1									
1	23	Peter McCarthy	HRG1	13		24:44.551	1:48.943	Austin Healey	Midnight Auto Inc
2	7	George Michael Harmuth	HRG1	12	1 Lap	23:55.346	1:51.655	Triumph Spitfi	Dutchess Window Tinti
HRG2									
1	17	Dan Ferguson	HRG2	12		23:56.865	1:52.913	MG MGA Road	rackandruinracing.com
HRG3									
1	33	Greg Amy	HRG3	14		23:28.544	1:34.964	Porsche 914/C	
2	90	Paul Paparella	HRG3	14	21.660	23:50.204	1:38.606	BMW 2002tii/t	Eurosport of Westfield
3	43	Hal Jones	HRG3	13	1 Lap	23:14.920	1:39.637	BMW 2002 TII	Atelier Art Services
Not classified									
DNS	114	Philip G Gott	HRG3		DNS			Triumph TR4A	Jean Green RD
HRG4									
1	44	Adam Strelczuk	HRG4	14		23:06.834	1:33.985	Datsun 240Z C	
Not classified									
DNS	61	Tom Drake	HRG4		DNS			Opel GT/Blue	Alley Cat Racing
HRG5									
1	48	W. Scott Stickle	HRG5	14		24:33.089	1:39.532	Jaguar XKE/wl	BLACK ROCK RACING \

**Announcements**

Time Prov 1630 Time Final 1701

Margin of Victory	Avg. Speed	Best Lap Tm	Best Speed	Best Lap by
21.710	61.781	1:33.985	65.117	44 - Adam Strelczuk

Joshua Underwood, Chief of Timing & Scoring

Orbits

Bob Anderson, Chief Steward / Marianne Rhodes, Chairman SOM

www.mylaps.com  
Licensed to: NER, SCCA

# John Stim Memorial

# Lapchart


Grp 6 - HRG

Thompson Road Course - Long 1.700 miles

Race 3 #16-RQ-4244-S

10/8/2016 03:05 PM

Race (20:00 and 1 Laps) started at 16:04:33



## Competitors

### Laps

	0	1	2	3	4	5	6	7	8	9	10	11	12	13	14
Adam Strelczuk (44)	1	44	90	90	44	44	44	44	44	44	44	44	44	44	44
W. Scott Stickle (48)	2	48	44	44	90	90	90	33	33	33	33	33	33	33	33
Paul Paparella (90)	3	90	48	33	33	33	33	90	90	90	90	90	90	90	90
Greg Amy (33)	4	33	33	48	48	48	48	48	48	48	48	48	48	48	48
Dan Ferguson (17)	5	17	23	23	23	43	43	43	43	43	43	43	43	43	43
Peter McCarthy (23)	6	23	17	43	43	23	23	23	23	23	23	23	23	23	23
George Michael Harmuth (7)	7	7	7	7	7	7	17	17	17	7	17	7	7	7	7
Hal Jones (43)	8	43	43	17	17	17	17	7	7	7	17	7	17	17	17
-	9														
-	10														



**New England Region  
John Stim Memorial Regional  
Official Contingency Result**



John Stim Memorial

Grp 6 - HRG

Thompson Road Course - Long 1.700 miles

Race 3 #16-RQ-4244-S

10/8/2016 03:05 PM

Race (20:00 and 1 Laps) started at 16:04:33

(44) Adam Strelczuk	13	1:41.239	+1.707		
1	1:51.940	+17.955			
2	1:45.553	+11.568			
3	1:43.802	+9.817			
4	1:42.684	+8.699			
5	1:40.534	+6.549			
6	1:37.756	+3.771			
7	1:35.040	+1.055			
8	1:34.059	+0.074			
9	<b>1:33.985</b>				
10	1:36.358	+2.373			
11	1:35.578	+1.593			
12	1:34.651	+0.666			
13	1:38.778	+4.793			
14	1:36.116	+2.131			
(43) Hal Jones	14	<b>1:39.532</b>			
1	2:10.429	+30.792			
2	1:59.192	+19.555			
3	1:52.532	+12.895			
4	1:45.605	+5.968			
5	1:46.351	+6.714			
6	1:46.098	+6.461			
7	1:44.355	+4.718			
8	1:43.098	+3.461			
9	1:41.787	+2.150			
10	1:40.646	+1.009			
11	<b>1:39.637</b>				
12	1:40.789	+1.152			
13	1:40.753	+1.116			
(33) Greg Amy	(23) Peter McCarthy				
1	1:53.795	+18.831	1	2:03.913	+14.970
2	1:45.464	+10.500	2	1:59.818	+10.875
3	1:42.040	+7.076	3	1:56.852	+7.909
4	1:43.825	+8.861	4	1:54.362	+5.419
5	1:40.289	+5.325	5	1:53.012	+4.069
6	1:37.396	+2.432	6	1:51.795	+2.852
7	1:36.666	+1.702	7	1:53.547	+4.604
8	1:37.392	+2.428	8	1:54.822	+5.879
9	1:40.634	+5.670	9	1:52.133	+3.190
10	1:36.506	+1.542	10	1:52.001	+3.058
11	<b>1:34.964</b>		11	1:50.781	+1.838
12	1:38.935	+3.971	12	<b>1:48.943</b>	
13	1:41.940	+6.976	13	1:50.345	+1.402
14	1:37.612	+2.648	(7) George Michael Harmuth		
(90) Paul Paparella	1	2:07.991	+16.336		
1	1:50.063	+11.457	2	2:07.593	+15.938
2	1:46.099	+7.493	3	2:04.135	+12.480
3	1:44.322	+5.716	4	2:01.798	+10.143
4	1:44.499	+5.893	5	1:58.601	+6.946
5	1:40.379	+1.773	6	2:02.499	+10.844
6	1:39.175	+0.569	7	1:56.926	+5.271
7	<b>1:38.606</b>		8	1:55.154	+3.499
8	1:39.788	+1.182	9	1:54.645	+2.990
9	1:40.881	+2.275	10	1:56.168	+4.513
10	1:41.409	+2.803	11	1:54.534	+2.879
11	1:40.235	+1.629	12	<b>1:51.655</b>	
12	1:40.865	+2.259	(17) Dan Ferguson		
13	1:40.177	+1.571	1	2:06.870	+13.957
14	1:42.817	+4.211	2	2:11.263	+18.350
(48) W. Scott Stickle	3	2:05.132	+12.219		
1	1:53.480	+13.948	4	2:00.892	+7.979
2	1:47.526	+7.994	5	1:58.874	+5.961
3	1:45.529	+5.997	6	1:57.955	+5.042
4	1:44.989	+5.457	7	1:58.781	+5.868
5	1:43.729	+4.197	8	1:54.842	+1.929
6	1:44.685	+5.153	9	1:57.086	+4.173
7	1:45.074	+5.542	10	1:53.630	+0.717
8	1:46.666	+7.134	11	1:56.472	+3.559
9	1:46.945	+7.413	12	<b>1:52.913</b>	
10	1:45.820	+6.288			
11	1:42.842	+3.310			
12	1:44.525	+4.993			

Joshua Underwood, Chief of Timing & Scoring

Orbits

Bob Anderson, Chief Steward / Marianne Rhodes, Chairman SOM

*Joshua Underwood*

www.mylaps.com  
Licensed to: NER, SCCA



**New England Region  
John Stim Memorial Regional  
Official Contingency Result**



John Stim Memorial

**Sorted on Best Lap time**

Grp 6 - HRG

Thompson Road Course - Long 1.700 miles

Race 3 #16-RQ-4244-S

10/8/2016 03:05 PM

Race (20:00 and 1 Laps) started at 16:04:33

Pos	No.	Name	Class	Best Tm	Diff	Best Speed	In Lap	Make-Model	Sponsor
<b>HRG1</b>									
1	23	Peter McCarthy	HRG1	1:48.943		56.176	12	Austin Healey Ashk	Midnight Auto Inc
2	7	George Michael Harmuth	HRG1	1:51.655	2.712	54.812	12	Triumph Spitfire/Re	Dutchess Window
<b>HRG2</b>									
1	17	Dan Ferguson	HRG2	1:52.913		54.201	12	MG MGA Roadster/	rackandruinracing.c
<b>HRG3</b>									
1	33	Greg Amy	HRG3	1:34.964		64.445	11	Porsche 914/Orang	
2	90	Paul Paparella	HRG3	1:38.606	3.642	62.065	7	BMW 2002tii/blue	Eurosport of Westf
3	43	Hal Jones	HRG3	1:39.637	4.673	61.423	11	BMW 2002 TII/Gre	Atelier Art Services
Not classified									
DNS	114	Philip G Gott	HRG3			-	0	Triumph TR4A/Red	Jean Green RD
<b>HRG4</b>									
1	44	Adam Strelczuk	HRG4	1:33.985		65.117	9	Datsun 240Z GT2/f	
Not classified									
DNS	61	Tom Drake	HRG4			-	0	Opel GT/Blue	Alley Cat Racing
<b>HRG5</b>									
1	48	W. Scott Stickle	HRG5	1:39.532		61.488	14	Jaguar XKE/white	BLACK ROCK RACI

**Announcements**

Time Prov 1630 Time Final 1701

Joshua Underwood, Chief of Timing & Scoring

Orbits

Bob Anderson, Chief Steward / Marianne Rhodes, Chairman SOM

www.mylaps.com  
Licensed to: NER, SCCA



**New England Region  
John Stim Memorial Regional  
Official Contingency Result**



John Stim Memorial

**Sorted on Laps**

Grp 7 - GT1-2-3,SPO,AS,T1-2,ITE-R-S,STU

Thompson Road Course - Long 1.700 miles

Race 3 #16-RQ-4244-S

10/8/2016 03:30 PM

Race (20:00 and 1 Laps) started at 16:37:13

Pos	No.	Name	Class	Laps	Diff	Total Tm	Best Tm	Make-Model	Sponsor
1	73	Mark Ketenci	ITR	15		22:34.104	1:28.928	BMW 328 ci/bl	3D Autoworks
2	26	Ken Hubbard	ITR	15	1:39.721	24:13.825	1:33.543	BMW 325/Blk	Auto Technic
3	58	Raymond Blethen	ITR	15	1:42.605	24:16.709	1:34.326	Mazda RX8/Bl	RST Performance Racir
4	18	Dave Maynard	GT2	14	1 Lap	20:45.238	1:26.664	BMW 330/orar	3D Auto Works Inc
5	52	Zachary Kelly	ITR	14	1 Lap	22:51.568	1:35.429	Mazda RX8/bl	Precision Motorsports
6	56	Mike Frost	ITR	14	1 Lap	23:00.207	1:36.711	BMW 328i/Gre	Vermont Eco Floors
7	30	Thomas Kelly	ITR	14	1 Lap	23:03.029	1:35.963	BMW 328i/Yell	Precision Motorsports/f
8	81	Zachary Slater	ITE	14	1 Lap	23:37.554	1:37.871	Porsche 944 T	
9	13	Pasquale Bruno	T2	14	1 Lap	24:00.534	1:36.827	Cadillac CTS-V	MC Racing + Crowfligh
10	4	John Hellmers	SPO	12	3 Laps	23:09.662	1:48.847	Chevrolet Cav	
11	54	Jeff Campbell	ITE	12	3 Laps	23:11.977	1:51.931	Porsche 964/C	
12	6	Douglas Valley	GT1	8	7 Laps	14:27.225	1:41.026	Ford Mustang	Catang Motorsports
13	44	Adam Strelczuk	GT2	6	9 Laps	10:42.128	1:41.464	Datsun 240Z C	
14	16	Dennis Careri	AS	3	12 Laps	5:24.319	1:39.456	Ford Mustang/	
15	27	Anthony Serra	ITR	3	12 Laps	5:29.594	1:43.959	BMW 328i/Blu	Autotechnic/Meccanic S

Not classified

DNS	38	John Branscombe	GT1		DNS			Chevrolet Cor	Colony Used Auto Parts
DNS	42	Michael Lavigne	T2		DNS			Ford Mustang	Auto Re-Nu-It Auto Box
DNS	53	Doug Brown	SPO		DNS			BMW 325is/Bl	
DNS	5	Bob Demers	T2		DNS			Pontiac solstic	Midway Buick GMC & C
DNS	46	Russ Jones	ITR		DNS			Porsche 944S2	
DNS	117	Mark Gregory	ITS		DNS			Mazda Miata/F	Rosmar Racing

Announcements

Time Prov 1701 Time Final 1738

Margin of Victory	Avg. Speed	Best Lap Tm	Best Speed	Best Lap by
1:39.721	67.794	1:26.664	70.618	18 - Dave Maynard

Joshua Underwood, Chief of Timing & Scoring

Orbits

Bob Anderson, Chief Steward / Marianne Rhodes, Chairman SOM

www.mylaps.com  
Licensed to: NER, SCCA



**New England Region  
John Stim Memorial Regional  
Official Contingency Result**



John Stim Memorial

**Sorted on Laps**

Grp 7 - GT1-2-3,SPO,AS,T1-2,ITE-R-S,STU

Thompson Road Course - Long 1.700 miles

Race 3 #16-RQ-4244-S

10/8/2016 03:30 PM

Race (20:00 and 1 Laps) started at 16:37:13

Pos	No.	Name	Class	Laps	Diff	Total Tm	Best Tm	Make-Model	Sponsor
AS									
1	16	Dennis Careri	AS	3		5:24.319	1:39.456	Ford Mustang/	
GT1									
1	6	Douglas Valley	GT1	8		14:27.225	1:41.026	Ford Mustang	Catang Motorsports
Not classified									
DNS	38	John Branscombe	GT1		DNS			Chevrolet Con	Colony Used Auto Parts
GT2									
1	18	Dave Maynard	GT2	14		20:45.238	1:26.664	BMW 330/orar	3D Auto Works Inc
2	44	Adam Strelczuk	GT2	6	8 Laps	10:42.128	1:41.464	Datsun 240Z C	
ITE									
1	81	Zachary Slater	ITE	14		23:37.554	1:37.871	Porsche 944 T	
2	54	Jeff Campbell	ITE	12	2 Laps	23:11.977	1:51.931	Porsche 964/C	
ITR									
1	73	Mark Ketenci	ITR	15		22:34.104	1:28.928	BMW 328 ci/bl	3D Autoworks
2	26	Ken Hubbard	ITR	15	1:39.721	24:13.825	1:33.543	BMW 325/Blk	Auto Technic
3	58	Raymond Blethen	ITR	15	1:42.605	24:16.709	1:34.326	Mazda RX8/Blu	RST Performance Racir
4	52	Zachary Kelly	ITR	14	1 Lap	22:51.568	1:35.429	Mazda RX8/bl	Precision Motorsports
5	56	Mike Frost	ITR	14	1 Lap	23:00.207	1:36.711	BMW 328i/Gre	Vermont Eco Floors
6	30	Thomas Kelly	ITR	14	1 Lap	23:03.029	1:35.963	BMW 328i/Yell	Precision Motorsports/f
7	27	Anthony Serra	ITR	3	12 Laps	5:29.594	1:43.959	BMW 328i/Blu	Autotechnic/Meccanic
Not classified									
DNS	46	Russ Jones	ITR		DNS			Porsche 944S2	
Not classified									
DNS	117	Mark Gregory	ITS		DNS			Mazda Miata/F	Rosmar Racing

**Announcements**

Time Prov 1701 Time Final 1738

Margin of Victory	Avg. Speed	Best Lap Tm	Best Speed	Best Lap by
1:39.721	67.794	1:26.664	70.618	18 - Dave Maynard

Joshua Underwood, Chief of Timing & Scoring

Orbits

Bob Anderson, Chief Steward / Marianne Rhodes, Chairman SOM

www.mylaps.com

Licensed to: NER, SCCA

Page 1/2





**New England Region  
John Stim Memorial Regional  
Official Contingency Result**



John Stim Memorial

**Sorted on Laps**

Grp 7 - GT1-2-3,SPO,AS,T1-2,ITE-R-S,STU

Thompson Road Course - Long 1.700 miles

Race 3 #16-RQ-4244-S

10/8/2016 03:30 PM

Race (20:00 and 1 Laps) started at 16:37:13

Pos	No.	Name	Class	Laps	Diff	Total Tm	Best Tm	Make-Model	Sponsor
SPO									
1	4	John Hellmers	SPO	12		23:09.662	1:48.847	Chevrolet Cav:	
Not classified									
DNS	53	Doug Brown	SPO		DNS			BMW 325is/Bl	
T2									
1	13	Pasquale Bruno	T2	14		24:00.534	1:36.827	Cadillac CTS-V	MC Racing + Crowflight
Not classified									
DNS	42	Michael Lavigne	T2		DNS			Ford Mustang	Auto Re-Nu-It Auto Box
DNS	5	Bob Demers	T2		DNS			Pontiac solstic	Midway Buick GMC & C

**Announcements**

Time Prov 1701 Time Final 1738

Margin of Victory	Avg. Speed	Best Lap Tm	Best Speed	Best Lap by
1:39.721	67.794	1:26.664	70.618	18 - Dave Maynard

Joshua Underwood, Chief of Timing & Scoring

Orbits

Bob Anderson, Chief Steward / Marianne Rhodes, Chairman SOM

www.mylaps.com  
Licensed to: NER, SCCA

# John Stim Memorial

Lapchart


Grp 7 - GT1-2-3,SPO,AS,T1-2,ITE-R-S,STU

Thompson Road Course - Long 1.700 miles

Race 3 #16-RQ-4244-S

10/8/2016 03:30 PM

Race (20:00 and 1 Laps) started at 16:37:13



Competitors	Laps															
	0	1	2	3	4	5	6	7	8	9	10	11	12	13	14	15
Mark Ketenci (73)	1	73	73	18	18	18	18	18	18	18	18	18	18	18	18	73
Dave Maynard (18)	2	18	18	73	73	73	73	73	73	73	73	73	73	73	73	26
Ken Hubbard (26)	3	26	26	26	26	26	26	26	26	26	26	26	26	26	26	58
Mike Frost (56)	4	56	56	58	58	58	58	58	58	58	58	58	58	58	58	58
Adam Strelczuk (44)	5	44	30	56	56	56	56	56	52	52	52	52	52	52	52	52
Thomas Kelly (30)	6	30	58	30	30	30	30	52	56	56	56	30	30	30	56	56
Zachary Slater (81)	7	81	44	52	52	52	52	30	30	30	30	56	56	56	30	30
Pasquale Bruno (13)	8	13	52	16	44	44	81	81	81	81	81	81	81	81	81	81
Zachary Kelly (52)	9	52	16	44	81	81	44	13	13	13	13	13	13	13	13	13
Jeff Campbell (54)	10	54	81	81	13	13	13	44	6	6	4	4	4	4	4	4
Anthony Serra (27)	11	27	27	27	16	6	6	6	54	54	54	54	54	54	54	54
Dennis Careri (16)	12	16	13	13	27	54	54	54	4	4						
Raymond Blethen (58)	13	58	54	54	6	4	4	4								
Douglas Valley (6)	14	6	6	6	54											
John Hellmers (4)	15	4	4	4	4											
-	16															
-	17															
-	18															
-	19															
-	20															
-	21															



**New England Region  
John Stim Memorial Regional  
Official Contingency Result**



John Stim Memorial


Grp 7 - GT1-2-3,SPO,AS,T1-2,ITE-R-S,STU

Thompson Road Course - Long 1.700 miles

Race 3 #16-RQ-4244-S

10/8/2016 03:30 PM

Race (20:00 and 1 Laps) started at 16:37:13



<u>(73) Mark Ketenci</u>			10	1:29.861	+3.197	8	<b>1:37.871</b>		<u>(44) Adam Strelczuk</u>		
1	1:31.565	+2.637	11	1:27.812	+1.148	9	1:39.220	+1.349	1	1:44.736	+3.272
2	1:29.922	+0.994	12	1:28.004	+1.340	10	1:37.888	+0.017	2	1:43.370	+1.906
3	1:29.119	+0.191	13	1:29.438	+2.774	11	1:39.227	+1.356	3	1:45.382	+3.918
4	<b>1:28.928</b>		14	1:35.322	+8.658	12	1:41.874	+4.003	4	1:41.476	+0.012
5	1:29.555	+0.627	<u>(52) Zachary Kelly</u>			13	1:41.700	+3.829	5	<b>1:41.464</b>	
6	1:30.570	+1.642	1	1:43.790	+8.361	14	1:45.181	+7.310	p6	2:04.762	+23.298
7	1:29.935	+1.007	2	1:39.194	+3.765	<u>(13) Pasquale Bruno</u>			<u>(16) Dennis Careri</u>		
8	1:29.378	+0.450	3	1:39.017	+3.588	1	1:47.581	+10.754	1	1:44.315	+4.859
9	1:30.110	+1.182	4	1:37.073	+1.644	2	1:42.641	+5.814	2	<b>1:39.456</b>	
10	1:30.916	+1.988	5	1:36.239	+0.810	3	1:45.155	+8.328	p3	1:57.673	+18.217
11	1:29.055	+0.127	6	<b>1:35.429</b>		4	1:40.207	+3.380	<u>(27) Anthony Serra</u>		
12	1:31.842	+2.914	7	1:36.266	+0.837	5	1:41.471	+4.644	1	1:45.409	+1.450
13	1:29.866	+0.938	8	1:37.120	+1.691	6	1:39.479	+2.652	2	<b>1:43.959</b>	
14	1:31.944	+3.016	9	1:35.477	+0.048	7	1:38.693	+1.866	p3	1:57.556	+13.597
15	1:31.399	+2.471	10	1:35.632	+0.203	8	1:37.814	+0.987			
<u>(26) Ken Hubbard</u>			11	1:35.765	+0.336	9	1:38.378	+1.551			
1	1:36.960	+3.417	12	1:36.231	+0.802	10	<b>1:36.827</b>				
2	1:37.656	+4.113	13	1:38.258	+2.829	11	1:57.767	+20.940			
3	1:39.208	+5.665	14	1:43.779	+8.350	12	1:42.471	+5.644			
4	1:37.150	+3.607	<u>(56) Mike Frost</u>			13	1:41.961	+5.134			
5	1:36.121	+2.578	1	1:41.277	+4.566	14	1:48.250	+11.423			
6	1:35.441	+1.898	2	1:39.104	+2.393	<u>(4) John Hellmers</u>					
7	1:34.804	+1.261	3	1:38.006	+1.295	1	1:57.002	+8.155			
8	1:34.628	+1.085	4	1:36.857	+0.146	2	<b>1:48.847</b>				
9	<b>1:33.543</b>		5	1:36.717	+0.006	3	1:54.420	+5.573			
10	1:34.055	+0.512	6	1:36.826	+0.115	4	1:54.949	+6.102			
11	1:33.912	+0.369	7	1:38.742	+2.031	5	1:53.914	+5.067			
12	1:36.927	+3.384	8	1:39.898	+3.187	6	1:57.130	+8.283			
13	1:36.985	+3.442	9	1:37.712	+1.001	7	1:54.036	+5.189			
14	1:41.542	+7.999	10	<b>1:36.711</b>		8	1:54.308	+5.461			
15	1:44.496	+10.953	11	1:39.199	+2.488	9	1:51.544	+2.697			
<u>(58) Raymond Blethen</u>			12	1:39.423	+2.712	10	1:54.206	+5.359			
1	1:39.466	+5.140	13	1:38.315	+1.604	11	1:59.144	+10.297			
2	1:36.938	+2.612	14	1:40.574	+3.863	12	2:03.875	+15.028			
3	1:37.135	+2.809	<u>(30) Thomas Kelly</u>			<u>(54) Jeff Campbell</u>					
4	1:36.707	+2.381	1	1:41.020	+5.057	1	1:54.633	+2.702			
5	1:36.190	+1.864	2	1:39.605	+3.642	2	<b>1:51.931</b>				
6	1:35.677	+1.351	3	1:38.284	+2.321	3	1:55.310	+3.379			
7	1:34.789	+0.463	4	1:37.495	+1.532	4	1:55.930	+3.999			
8	1:34.432	+0.106	5	1:36.282	+0.319	5	1:54.026	+2.095			
9	1:34.449	+0.123	6	1:35.999	+0.036	6	1:53.414	+1.483			
10	<b>1:34.326</b>		7	1:44.843	+8.880	7	1:56.809	+4.878			
11	1:35.970	+1.644	8	1:37.415	+1.452	8	1:55.581	+3.650			
12	1:38.051	+3.725	9	1:36.914	+0.951	9	1:55.248	+3.317			
13	1:38.153	+3.827	10	<b>1:35.963</b>		10	1:55.853	+3.922			
14	1:38.288	+3.962	11	1:36.724	+0.761	11	1:58.732	+6.801			
15	1:43.101	+8.775	12	1:37.458	+1.495	12	2:02.067	+10.136			
<u>(18) Dave Maynard</u>			13	1:40.063	+4.100	<u>(6) Douglas Valley</u>					
1	1:31.966	+5.302	14	1:43.703	+7.740	1	1:53.817	+12.791			
2	1:29.253	+2.589	<u>(81) Zachary Slater</u>			2	1:51.410	+10.384			
3	<b>1:26.664</b>		1	1:45.603	+7.732	3	1:52.471	+11.445			
4	1:27.514	+0.850	2	1:42.703	+4.832	4	1:48.184	+7.158			
5	1:28.840	+2.176	3	1:45.020	+7.149	5	<b>1:41.026</b>				
6	1:27.424	+0.760	4	1:41.791	+3.920	6	1:42.306	+1.280			
7	1:27.101	+0.437	5	1:39.526	+1.655	7	1:41.467	+0.441			
8	1:28.044	+1.380	6	1:39.310	+1.439	p8	1:51.608	+10.582			
9	1:27.803	+1.139	7	1:38.893	+1.022						

Joshua Underwood, Chief of Timing & Scoring

Orbits

Bob Anderson, Chief Steward / Marianne Rhodes, Chairman SOM

*Joshua Underwood*

www.mylaps.com  
Licensed to: NER, SCCA



**New England Region  
John Stim Memorial Regional  
Official Contingency Result**



John Stim Memorial

**Sorted on Best Lap time**

Grp 7 - GT1-2-3,SPO,AS,T1-2,ITE-R-S,STU

Thompson Road Course - Long 1.700 miles

Race 3 #16-RQ-4244-S

10/8/2016 03:30 PM

Race (20:00 and 1 Laps) started at 16:37:13

Pos	No.	Name	Class	Best Tm	Diff	Best Speed	In Lap	Make-Model	Sponsor
<b>AS</b>									
1	16	Dennis Careri	AS	1:39.456		61.535	2	Ford Mustang/blue	
<b>GT1</b>									
1	6	Douglas Valley	GT1	1:41.026		60.578	5	Ford Mustang Cobr	Catang Motorsport
Not classified									
DNS	38	John Branscombe	GT1			-	0	Chevrolet Corvette,	Colony Used Auto I
<b>GT2</b>									
1	18	Dave Maynard	GT2	1:26.664		70.618	3	BMW 330/orange	3D Auto Works Inc
2	44	Adam Strelczuk	GT2	1:41.464	14.800	60.317	5	Datsun 240Z GT2/f	
<b>ITE</b>									
1	81	Zachary Slater	ITE	1:37.871		62.531	8	Porsche 944 Turbo,	
2	54	Jeff Campbell	ITE	1:51.931	14.060	54.677	2	Porsche 964/Grey	
<b>ITR</b>									
1	73	Mark Ketenci	ITR	1:28.928		68.820	4	BMW 328 ci/blue	3D Autoworks
2	26	Ken Hubbard	ITR	1:33.543	4.615	65.424	9	BMW 325/Blk	Auto Technic
3	58	Raymond Blethen	ITR	1:34.326	5.398	64.881	10	Mazda RX8/Blue/O	RST Performance F
4	52	Zachary Kelly	ITR	1:35.429	6.501	64.131	6	Mazda RX8/blue	Precision Motorspo
5	30	Thomas Kelly	ITR	1:35.963	7.035	63.775	10	BMW 328i/Yellow/E	Precision Motorspo
6	56	Mike Frost	ITR	1:36.711	7.783	63.281	10	BMW 328i/Green	Vermont Eco Floor
7	27	Anthony Serra	ITR	1:43.959	15.031	58.869	2	BMW 328i/Blue	Autotechnic/Mecca
Not classified									
DNS	46	Russ Jones	ITR			-	0	Porsche 944S2/red	
Not classified									
DNS	117	Mark Gregory	ITS			-	0	Mazda Miata/Red\	Rosmar Racing
<b>SPO</b>									
1	4	John Hellmers	SPO	1:48.847		56.226	2	Chevrolet Cavalier/	
Not classified									
DNS	53	Doug Brown	SPO			-	0	BMW 325is/Blue	
<b>T2</b>									

**Announcements**

Time Prov 1701 Time Final 1738

Joshua Underwood, Chief of Timing & Scoring

Orbits

Bob Anderson, Chief Steward / Marianne Rhodes, Chairman SOM

www.mylaps.com  
Licensed to: NER, SCCA



**New England Region  
John Stim Memorial Regional  
Official Contingency Result**



John Stim Memorial

**Sorted on Best Lap time**

Grp 7 - GT1-2-3,SPO,AS,T1-2,ITE-R-S,STU

Thompson Road Course - Long 1.700 miles

Race 3 #16-RQ-4244-S

10/8/2016 03:30 PM

Race (20:00 and 1 Laps) started at 16:37:13

Pos	No.	Name	Class	Best Tm	Diff	Best Speed	In Lap	Make-Model	Sponsor
1	13	Pasquale Bruno	T2	1:36.827		63.206	10	Cadillac CTS-V/Blac	MC Racing + Crow
Not classified									
DNS	5	Bob Demers	T2			-	0	Pontiac solstice gx	Midway Buick GMC
DNS	42	Michael Lavigne	T2			-	0	Ford Mustang GT/S	Auto Re-Nu-It Autc

**Announcements**

Time Prov 1701 Time Final 1738

Joshua Underwood, Chief of Timing & Scoring

Orbits

Bob Anderson, Chief Steward / Marianne Rhodes, Chairman SOM

www.mylaps.com  
Licensed to: NER, SCCA