



**New England Region
NERRC Paddock Crawl Divisional
Qualifying Result**



NERRC Paddock Crawl Divisional

Sorted on Best Lap time

Grp 1 - SRF,SPU,SRF3,EVSR

Lime Rock Classic 1.500 miles

Qual

6/16/2017 10:00 AM

Qualifying started at 10:02:09

Pos	No.	Name	Class	Best Tm	Diff	Best Speed	In Lap	Make-Model	Sponsor
1	22	Lee McNeish	SRF3	57.831		93.376	13	SCCA SRF 3/Red	
2	12	Steve Introne	SRF3	58.290	0.459	92.640	9	SCCA Enterprises S	IntroneCom.com
3	36	Kevin Treffeisen	SRF3	58.328	0.497	92.580	14	Ford SRF3/Green	A. Treffeisen & Son
4	35	Richard Wiehl	SRF3	58.570	0.739	92.197	15	SCCA Enterprises S	CITGO
5	10	Doug Garrison	SRF3	58.748	0.917	91.918	11	SCCA Enterprises S	Garrison Motorspor
6	42	John Bertolini	SRF3	59.254	1.423	91.133	9	SCCA Enterprises S	
7	72	Federico Burgos	SRF3	59.317	1.486	91.036	12	SCCA ENTERPRISE	BOGUS ENTERPRISE
8	20	Steve Owens	SRF3	59.360	1.529	90.970	13	SCCA SRF/Yellow/E	Finish Line Product
9	8	Jonathan Emms	SRF3	59.510	1.679	90.741	13	SCCA Enterprises S	Clockwork Orange
10	94	Mike Feno	SRF3	59.582	1.751	90.631	11	Spec Racer Ford SF	Euro-Tire
11	66	John Steinmetz	SRF	59.722	1.891	90.419	11	Ford SRF2/white/bl	
12	26	Chris Brassard	SRF	59.939	2.108	90.092	12	Ford Spec Racer/R	Ten Eyck Group In
13	27	Steven Nelson	SRF	1:00.132	2.301	89.802	12	SCCA Enterprises S	My Three Sons Rac
14	73	Bob Devol	SRF3	1:00.251	2.420	89.625	12	Spec Racer Ford/bl	Bob Devol Commu
15	17	Don Kahn	SRF	1:00.439	2.608	89.346	12	SCCA Enterprises S	
16	97	Jeffrey Swann	SRF3	1:00.961	3.130	88.581	12	SCCA Enterprises S	powered by Mobile
17	29	Josh Treffeisen	SRF3	1:01.121	3.290	88.349	14	Ford Spec Racer Fc	A. Treffeisen & Son
18	#04	Mark Peyser	SRF	1:01.568	3.737	87.708	12	Spec Racer Ford/bl	Schick
19	85	Chris Andrews	SRF	1:02.353	4.522	86.604	12	SCCA Enterprises S	
20	4	Scott James	SRF	1:02.467	4.636	86.446	10	SCCA Enterprises S	Chicane Racing/Mo
21	69	Mark Saviet	SRF	1:02.649	4.818	86.195	12	Spec Racer Ford/bl	DADDYLUBE - 'Ser
22	13	Carl Warren	SRF	1:02.823	4.992	85.956	11	Spec Racer Ford/ze	KML Racing
23	37	Abhi Ghatak	SRF	1:02.928	5.097	85.812	11	SCCA Enterprises S	Motion Dynamics
24	31	Leslie Kurz	SRF	1:03.125	5.294	85.545	10	Spec Racer Ford/pi	
25	55	Andrew Bairley	SRF	1:06.374	8.543	81.357	6	SCCA Enterprises S	
26	98	J P DeVillars	SRF3	1:06.649	8.818	81.021	1	SCCA Enterprises S	BlueWave Racing

Joshua Underwood, Chief of Timing & Scoring Orbits

Dave Faita, Chief Steward / Butch O'Connor, Chairman SOM

Joshua Underwood

www.mylaps.com
Licensed to: NER, SCCA



New England Region NERRC Paddock Crawl Divisional Qualifying Result



NERRC Paddock Crawl Divisional

Grp 1 - SRF,SPU,SRF3,EVSR

Lime Rock Classic 1.500 miles

Qual

6/16/2017 10:00 AM

Qualifying started at 10:02:09

(22) Lee McNeish			10	59.275	+0.705	7	1:00.836	+1.476	6	1:01.561	+1.622	4	1:06.188	+5.227
1	1:01.812	+3.981	11	59.976	+1.406	8	1:00.243	+0.883	7	1:00.610	+0.671	5	1:04.089	+3.128
2	59.576	+1.745	12	58.988	+0.418	9	1:00.194	+0.834	8	1:00.956	+1.017	6	1:03.055	+2.094
3	1:02.325	+4.494	13	59.853	+1.283	10	1:00.152	+0.792	9	1:01.513	+1.574	7	1:05.783	+4.822
4	1:00.672	+2.841	14	59.771	+1.201	11	59.498	+0.138	10	1:00.773	+0.834	8	1:03.130	+2.169
5	58.355	+0.524	15	58.570		12	1:01.136	+1.776	11	1:01.005	+1.066	9	1:01.555	+0.594
6	58.650	+0.819	(10) Doug Garrison			13	59.360		12	59.939		10	1:01.849	+0.888
7	58.913	+1.082	1	1:07.812	+9.064	14	1:02.097	+2.737	13	1:00.078	+0.139	11	1:00.978	+0.017
8	1:02.215	+4.384	2	1:09.420	+10.672	(8) Jonathan Emms			14	1:01.609	+1.670	12	1:00.961	
9	1:00.663	+2.832	3	1:03.695	+4.947	1	1:05.055	+5.545	(27) Steven Nelson			13	1:00.976	+0.015
10	58.041	+0.210	4	1:02.639	+3.891	2	1:04.578	+5.068	1	1:06.583	+6.451	14	1:01.940	+0.979
11	1:00.793	+2.962	5	1:04.703	+5.955	3	1:00.971	+1.461	2	1:02.367	+2.235	(29) Josh Treffeisen		
12	57.982	+0.151	6	1:02.228	+3.480	4	1:06.868	+7.358	3	1:03.888	+3.756	1	1:07.450	+6.329
13	57.831		7	1:01.152	+2.404	5	1:03.604	+4.094	4	1:04.198	+4.066	2	1:06.349	+5.228
14	57.865	+0.034	8	1:00.513	+1.765	6	1:01.455	+1.945	5	1:01.666	+1.534	3	1:06.221	+5.100
15	59.895	+2.064	9	59.782	+1.034	7	1:00.519	+1.009	6	1:01.028	+0.896	4	1:03.347	+2.226
(12) Steve Introne			10	59.252	+0.504	8	1:00.189	+0.679	7	1:00.693	+0.561	5	1:02.514	+1.393
1	1:02.348	+4.058	11	58.748		9	59.716	+0.206	8	1:00.629	+0.497	6	1:01.162	+0.041
2	1:01.209	+2.919	12	1:00.394	+1.646	10	1:00.118	+0.608	9	1:02.014	+1.882	7	1:05.350	+4.229
3	59.272	+0.982	13	1:00.059	+1.311	11	1:00.526	+1.016	10	1:01.031	+0.899	8	1:02.310	+1.189
4	59.483	+1.193	14	1:01.512	+2.764	12	1:00.218	+0.708	11	1:00.324	+0.192	9	1:01.698	+0.577
5	59.015	+0.725	(42) John Bertolini			13	59.510		12	1:00.132		10	1:02.320	+1.199
6	58.588	+0.298	1	1:06.199	+6.945	14	1:02.546	+3.036	13	1:00.163	+0.031	11	1:02.036	+0.915
7	1:00.816	+2.526	2	1:01.910	+2.656	(94) Mike Feno			14	1:13.193	+13.061	12	1:01.609	+0.488
8	1:01.474	+3.184	3	1:01.920	+2.666	1	1:09.689	+10.107	(73) Bob Devol			13	1:02.599	+1.478
9	58.290		4	1:06.369	+7.115	2	1:04.836	+5.254	1	1:06.008	+5.757	14	1:01.121	
10	59.467	+1.177	5	1:03.025	+3.771	3	1:02.721	+3.139	2	1:02.716	+2.465	(#04) Mark Peyser		
11	58.710	+0.420	6	1:00.970	+1.716	4	1:06.046	+6.464	3	1:03.151	+2.900	1	1:05.285	+3.717
12	58.468	+0.178	7	59.952	+0.698	5	1:02.510	+2.928	4	1:03.514	+3.263	2	1:02.959	+1.391
13	59.148	+0.858	8	59.559	+0.305	6	1:02.994	+3.412	5	1:04.314	+4.063	3	1:05.438	+3.870
14	1:00.304	+2.014	9	59.254		7	1:00.959	+1.377	6	1:01.550	+1.299	4	1:03.348	+1.780
15	1:00.259	+1.969	10	1:01.144	+1.890	8	1:00.159	+0.577	7	1:01.114	+0.863	5	1:02.740	+1.172
(36) Kevin Treffeisen			11	1:00.300	+1.046	9	1:00.336	+0.754	8	1:01.419	+1.168	6	1:01.907	+0.339
1	1:02.674	+4.346	12	1:01.053	+1.799	10	1:00.056	+0.474	9	1:01.388	+1.137	7	1:04.620	+3.052
2	1:01.216	+2.888	13	1:00.790	+1.536	11	59.582		10	1:00.502	+0.251	8	1:02.082	+0.514
3	1:00.118	+1.790	14	1:00.966	+1.712	12	1:00.667	+1.085	11	1:00.776	+0.525	9	1:01.749	+0.181
4	59.353	+1.025	(72) Federico Burgos			13	59.635	+0.053	12	1:00.251		10	1:02.279	+0.711
5	59.742	+1.414	1	1:03.658	+4.341	14	1:02.101	+2.519	13	1:00.401	+0.150	11	1:01.957	+0.389
6	58.875	+0.547	2	1:02.936	+3.619	(66) John Steinmetz			14	1:04.336	+4.085	12	1:01.568	
7	59.983	+1.655	3	1:01.179	+1.862	1	1:03.977	+4.255	(17) Don Kahn			13	1:01.690	+0.122
8	1:03.999	+5.671	4	1:05.354	+6.037	2	1:04.486	+4.764	1	1:04.303	+3.864	14	1:01.810	+0.242
9	59.254	+0.926	5	1:02.389	+3.072	3	1:01.325	+1.603	2	1:03.519	+3.080	(85) Chris Andrews		
10	59.569	+1.241	6	1:01.537	+2.220	4	1:01.145	+1.423	3	1:03.101	+2.662	1	1:09.457	+7.104
11	1:00.882	+2.554	7	1:00.370	+1.053	5	1:01.404	+1.682	4	1:06.608	+6.169	2	1:07.259	+4.906
12	58.329	+0.001	8	1:00.829	+1.512	6	1:00.835	+1.113	5	1:02.884	+2.445	3	1:05.928	+3.575
13	58.728	+0.400	9	59.875	+0.558	7	1:00.288	+0.566	6	1:01.660	+1.221	4	1:04.732	+2.379
14	58.328		10	59.938	+0.621	8	1:00.916	+1.194	7	1:01.813	+1.374	5	1:03.492	+1.139
15	59.744	+1.416	11	1:00.104	+0.787	9	1:00.273	+0.551	8	1:01.859	+1.420	6	1:06.141	+3.788
(35) Richard Wiehl			12	59.317		10	1:01.912	+2.190	9	1:01.217	+0.778	7	1:03.536	+1.183
1	1:04.149	+5.579	13	59.945	+0.628	11	59.722		10	1:00.893	+0.454	8	1:02.469	+0.116
2	1:00.183	+1.613	14	1:00.730	+1.413	12	1:00.092	+0.370	11	1:00.495	+0.056	9	1:02.538	+0.185
3	59.849	+1.279	(20) Steve Owens			p13	2:01.888	+1:02.166	12	1:00.439		10	1:04.813	+2.460
4	59.671	+1.101	1	1:06.619	+7.259	(26) Chris Brassard			13	1:00.504	+0.065	11	1:02.407	+0.054
5	1:00.247	+1.677	2	1:06.348	+6.988	1	1:07.765	+7.826	p14	1:28.336	+27.897	12	1:02.353	
6	58.800	+0.230	3	1:03.777	+4.417	2	1:03.119	+3.180	(97) Jeffrey Swann			13	1:02.968	+0.615
7	59.661	+1.091	4	1:06.549	+7.189	3	1:02.804	+2.865	1	1:07.401	+6.440	(4) Scott James		
8	1:02.906	+4.336	5	1:02.049	+2.689	4	1:02.875	+2.936	2	1:06.832	+5.871	1	1:06.200	+3.733
9	59.306	+0.736	6	1:01.241	+1.881	5	1:03.186	+3.247	3	1:04.419	+3.458	2	1:03.376	+0.909

Joshua Underwood, Chief of Timing & Scoring

Dave Faita, Chief Steward / Butch O'Connor, Chairman SOM

Joshua Underwood

www.mylaps.com

Licensed to: NER, SCCA



New England Region
NERRC Paddock Crawl Divisional
Qualifying Result



NERRC Paddock Crawl Divisional

Grp 1 - SRF,SPU,SRF3,EVSR

Lime Rock Classic 1.500 miles

Qual

6/16/2017 10:00 AM

Qualifying started at 10:02:09

3	1:04.360	+1.893	3	1:07.928	+4.803
4	1:06.703	+4.236	4	1:05.527	+2.402
5	1:02.796	+0.329	5	1:05.104	+1.979
6	1:03.118	+0.651	6	1:04.121	+0.996
7	1:02.953	+0.486	7	1:04.378	+1.253
8	1:02.478	+0.011	8	1:04.610	+1.485
9	1:03.090	+0.623	9	1:03.308	+0.183
10	1:02.467		10	1:03.125	
11	1:02.737	+0.270	11	1:04.035	+0.910
12	1:04.225	+1.758	12	1:04.332	+1.207
13	1:03.839	+1.372	13	1:06.910	+3.785
14	1:02.814	+0.347			

(55) Andrew Bairley

(69) Mark Saviet	1	1:12.238	+5.864		
1	1:08.169	+5.520	2	1:10.181	+3.807
2	1:07.563	+4.914	3	1:12.499	+6.125
3	1:06.253	+3.604	4	1:07.875	+1.501
4	1:09.688	+7.039	5	1:07.757	+1.383
5	1:05.170	+2.521	6	1:06.374	
6	1:05.321	+2.672	7	1:06.737	+0.363
7	1:10.741	+8.092	8	1:07.344	+0.970
8	1:04.085	+1.436	9	1:10.269	+3.895
9	1:03.667	+1.018	10	1:07.014	+0.640
10	1:03.711	+1.062	11	1:11.107	+4.733
11	1:02.871	+0.222	12	1:09.030	+2.656
12	1:02.649		13	1:07.239	+0.865
13	1:02.680	+0.031			

(98) J P DeVillars

(13) Carl Warren	1	1:06.649			
1	1:07.421	+4.598	p2	3:16.887	+2:10.238
2	1:06.086	+3.263	3	1:08.203	+1.554
3	1:04.943	+2.120			
4	1:06.557	+3.734			
5	1:04.234	+1.411			
6	1:04.434	+1.611			
7	1:03.501	+0.678			
8	1:03.374	+0.551			
9	1:04.602	+1.779			
10	1:04.110	+1.287			
11	1:02.823				
12	1:02.964	+0.141			
13	1:02.908	+0.085			
14	1:03.403	+0.580			

(37) Abhi Ghatak

1	1:09.313	+6.385
2	1:06.861	+3.933
3	1:12.326	+9.398
4	1:04.858	+1.930
5	1:03.969	+1.041
6	1:04.629	+1.701
7	1:04.929	+2.001
8	1:04.054	+1.126
9	1:04.793	+1.865
10	1:03.253	+0.325
11	1:02.928	
12	1:02.976	+0.048
13	1:11.171	+8.243

(31) Leslie Kurz

1	1:10.321	+7.196
2	1:06.607	+3.482

Joshua Underwood, Chief of Timing & Scoring

Orbits


Dave Faita, Chief Steward / Butch O'Connor, Chairman SOM

Joshua Underwood

www.mylaps.com
Licensed to: NER, SCCA



**New England Region
NERRC Paddock Crawl Divisional
Qualifying Result**



NERRC Paddock Crawl Divisional

Sorted on Best Lap time

Grp 2 - SM,SM5,SMT,T3

Lime Rock Classic 1.500 miles

Qual

6/16/2017 10:20 AM

Qualifying started at 10:25:37

Pos	No.	Name	Class	Best Tm	Diff	Best Speed	In Lap	Make-Model	Sponsor
1	118	Jonathan Goring	SM	1:01.264		88.143	8	Mazda Miata/Yellow	Jonathan Goring M
2	18	Evan Karl	SM	1:01.732	0.468	87.475	3	Mazda Miata/White	BK Motorsports
3	50	Ralle Rookey	SM	1:01.970	0.706	87.139	3	Mazda Miata/Red	Rossini Racing Pro
4	23	Peter Ludwig	SM	1:02.290	1.026	86.691	8	Mazda MIATA/Whit	AUTOWORKS UNLI
5	80	Richard Astacio	SM	1:02.474	1.210	86.436	7	Mazda Spec Miata/	Astacio Plumbing
6	11	Richard Bennett	SM	1:03.792	2.528	84.650	11	Mazda Miata/Red/t	
7	8	Linda Lemelin	SM	1:04.201	2.937	84.111	11	Mazda Miata/green	Mazda
8	95	Roni Dersovitz	SM	1:04.228	2.964	84.075	11	Mazda Miata/Red	SAC Racing
9	42	Kurt Uzbay	SM	1:04.580	3.316	83.617	5	Mazda Spec Miata/	Stifel Nicolaus & C
10	15	Doug Fisher	SM	1:04.820	3.556	83.308	7	Mazda Miata/Blue/'	Father Daughter R
11	76	Alfred Candito	SM	1:05.294	4.030	82.703	9	Mazda Miata/White	
12	#02	Pratt Tanner	SM	1:05.414	4.150	82.551	9	Mazda Miata/white,	Thanks Dad Racing
13	92	Cody Connelly	SM	1:07.859	6.595	79.577	11	Mazda Miata/Black	Village auto works
14	33	Rebecca Harvey	SM	1:09.520	8.256	77.675	7	Mazda Miata/Blue	Road Rebels
15	#00	Kurt Schmid	SM	1:09.941	8.677	77.208	9	Mazda Miata/Blue.f	
16	43	Wendy Cappola	SM	1:10.578	9.314	76.511	9	Mazda 1994 Miata/	She Racing Flatou
17	89	Raymond Kobs	SM	1:11.803	10.539	75.206	10	Mazda Miata/blue/l	
18	90	Ryan Duke	SM	1:11.993	10.729	75.007	7	Mazda Miata/Blue/l	

Joshua Underwood, Chief of Timing & Scoring

Orbits

Dave Faita, Chief Steward / Butch O'Connor, Chairman SOM

www.mylaps.com
Licensed to: NER, SCCA



New England Region NERRC Paddock Crawl Divisional Qualifying Result



NERRC Paddock Crawl Divisional

Grp 2 - SM,SM5,SMT,T3

Lime Rock Classic 1.500 miles

Qual

6/16/2017 10:20 AM

Qualifying started at 10:25:37

<u>(118) Jonathan Goring</u>			14	1:02.331	+0.041	<u>(42) Kurt Uzbay</u>			2	1:10.059	+2.200	8	1:12.870	+1.067
1	1:02.044	+0.780	<u>(80) Richard Astacio</u>			1	1:12.393	+7.813	3	1:11.388	+3.529	9	1:14.403	+2.600
2	1:01.527	+0.263	1	1:03.754	+1.280	2	1:06.529	+1.949	4	1:10.648	+2.789	10	1:11.803	
3	1:03.259	+1.995	2	1:03.257	+0.783	3	1:05.615	+1.035	5	1:11.103	+3.244	11	1:13.267	+1.464
4	1:04.731	+3.467	3	1:02.840	+0.366	4	1:04.973	+0.393	6	1:10.290	+2.431	<u>(90) Ryan Duke</u>		
5	1:01.555	+0.291	4	1:03.558	+1.084	5	1:04.580		7	1:09.092	+1.233	1	1:18.933	+6.940
6	1:01.471	+0.207	5	1:03.949	+1.475	6	1:06.987	+2.407	8	1:09.056	+1.197	2	1:19.048	+7.055
7	1:01.449	+0.185	6	1:03.363	+0.889	7	1:08.887	+4.307	9	1:08.180	+0.321	3	1:20.118	+8.125
8	1:01.264		7	1:02.474		8	1:06.472	+1.892	10	1:08.711	+0.852	4	1:14.890	+2.897
9	1:04.392	+3.128	8	1:02.490	+0.016	9	1:12.238	+7.658	11	1:07.859		5	1:14.008	+2.015
10	1:03.651	+2.387	9	1:02.870	+0.396	10	1:05.309	+0.729	12	1:09.639	+1.780	6	1:13.521	+1.528
11	1:01.448	+0.184	10	1:03.602	+1.128	11	1:05.696	+1.116	<u>(33) Rebecca Harvey</u>			7	1:11.993	
12	1:03.190	+1.926	11	1:07.131	+4.657	12	1:05.060	+0.480	1	1:18.453	+8.933	8	1:13.114	+1.121
13	1:03.662	+2.398	12	1:02.965	+0.491	13	1:07.605	+3.025	2	1:15.444	+5.924	9	1:17.560	+5.567
<u>(18) Evan Karl</u>			13	1:02.995	+0.521	<u>(15) Doug Fisher</u>			3	1:15.768	+6.248	10	1:12.734	+0.741
1	1:03.782	+2.050	14	1:02.708	+0.234	1	1:13.831	+9.011	4	1:14.151	+4.631	11	1:12.733	+0.740
2	1:02.867	+1.135	<u>(11) Richard Bennett</u>			2	1:07.837	+3.017	5	1:12.701	+3.181	<u>(#00) Kurt Schmid</u>		
3	1:01.732		1	1:07.994	+4.202	3	1:06.155	+1.335	6	1:12.273	+2.753	1	1:16.454	+6.513
4	1:02.855	+1.123	2	1:05.318	+1.526	4	1:06.018	+1.198	7	1:09.520		2	1:14.760	+4.819
5	1:03.508	+1.776	3	1:06.011	+2.219	5	1:09.975	+5.155	8	1:09.822	+0.302	3	1:12.874	+2.933
6	1:02.854	+1.122	4	1:04.571	+0.779	6	1:04.943	+0.123	9	1:10.762	+1.242	4	1:11.093	+1.152
7	1:02.053	+0.321	5	1:04.087	+0.295	7	1:04.820		10	1:11.091	+1.571	5	1:11.989	+2.048
8	1:02.049	+0.317	6	1:04.624	+0.832	8	1:05.428	+0.608	11	1:09.697	+0.177	6	1:11.427	+1.486
9	1:01.954	+0.222	7	1:06.565	+2.773	9	1:05.409	+0.589	12	1:11.626	+2.106	7	1:11.466	+1.525
10	1:02.091	+0.359	8	1:04.128	+0.336	10	1:17.590	+12.770	<u>(#02) Kurt Schmid</u>			8	1:10.740	+0.799
11	1:04.207	+2.475	9	1:04.113	+0.321	11	1:05.081	+0.261	1	1:16.454	+6.513	9	1:09.941	
12	1:04.010	+2.278	10	1:03.969	+0.177	12	1:06.144	+1.324	2	1:14.760	+4.819	10	1:10.428	+0.487
13	1:02.189	+0.457	11	1:03.792		p13	1:29.232	+24.412	3	1:12.874	+2.933	11	1:12.300	+2.359
14	1:03.024	+1.292	12	1:04.007	+0.215	<u>(76) Alfred Candito</u>			4	1:11.093	+1.152	12	1:11.492	+1.551
<u>(50) Ralle Rookey</u>			13	1:03.826	+0.034	1	1:13.195	+7.901	5	1:11.989	+2.048	<u>(43) Wendy Cappola</u>		
1	1:03.418	+1.448	<u>(8) Linda Lemelin</u>			2	1:07.443	+2.149	6	1:11.427	+1.486	1	1:17.817	+7.239
2	1:02.310	+0.340	1	1:10.004	+5.803	3	1:06.495	+1.201	7	1:11.466	+1.525	2	1:16.424	+5.846
3	1:01.970		2	1:07.287	+3.086	4	1:06.987	+1.693	8	1:10.740	+0.799	3	1:14.932	+4.354
4	1:02.864	+0.894	3	1:05.792	+1.591	5	1:08.828	+3.534	9	1:09.941		4	1:14.781	+4.203
5	1:02.742	+0.772	4	1:04.643	+0.442	6	1:06.286	+0.992	10	1:10.428	+0.487	5	1:12.826	+2.248
6	1:02.638	+0.668	5	1:04.327	+0.126	7	1:05.324	+0.030	11	1:12.300	+2.359	6	1:15.066	+4.488
7	1:02.043	+0.073	6	1:06.221	+2.020	8	1:07.851	+2.557	12	1:11.492	+1.551	7	1:11.547	+0.969
8	1:02.306	+0.336	7	1:08.389	+4.188	9	1:05.294		<u>(#02) Pratt Tanner</u>			8	1:12.639	+2.061
9	1:02.977	+1.007	8	1:06.439	+2.238	10	1:11.606	+6.312	1	1:10.947	+5.533	9	1:10.578	
10	1:02.604	+0.634	9	1:05.107	+0.906	11	1:05.927	+0.633	2	1:10.041	+4.627	10	1:12.199	+1.621
11	1:04.381	+2.411	10	1:05.036	+0.835	12	1:06.544	+1.250	3	1:08.645	+3.231	11	1:12.655	+2.077
12	1:03.502	+1.532	11	1:04.201		13	1:05.538	+0.244	4	1:07.900	+2.486	12	1:11.761	+1.183
13	1:02.331	+0.361	12	1:05.103	+0.902	<u>(#02) Pratt Tanner</u>			5	1:08.002	+2.588	<u>(89) Raymond Kobs</u>		
14	1:03.272	+1.302	p13	2:06.028	+1:01.827	1	1:10.947	+5.533	6	1:07.416	+2.002	1	1:34.253	+22.450
<u>(23) Peter Ludwig</u>			<u>(95) Roni Dersovitz</u>			2	1:10.041	+4.627	7	1:09.464	+4.050	2	1:18.456	+6.653
1	1:03.517	+1.227	1	1:07.831	+3.603	3	1:08.645	+3.231	8	1:07.395	+1.981	3	1:17.005	+5.202
2	1:02.495	+0.205	2	1:07.675	+3.447	4	1:07.900	+2.486	9	1:05.414		4	1:15.363	+3.560
3	1:02.602	+0.312	3	1:08.666	+4.438	5	1:08.002	+2.588	10	1:11.606	+6.312	5	1:17.205	+5.402
4	1:03.332	+1.042	4	1:06.278	+2.050	6	1:07.416	+2.002	11	1:05.927	+0.633	6	1:13.510	+1.707
5	1:03.479	+1.189	5	1:06.528	+2.300	7	1:09.464	+4.050	12	1:06.544	+1.250	7	1:15.288	+3.485
6	1:03.219	+0.929	6	1:06.775	+2.547	8	1:07.395	+1.981	<u>(#02) Pratt Tanner</u>					
7	1:02.749	+0.459	7	1:09.754	+5.526	9	1:05.414		1	1:10.947	+5.533			
8	1:02.290		8	1:06.751	+2.523	10	1:11.606	+6.312	2	1:10.041	+4.627			
9	1:02.882	+0.592	9	1:05.024	+0.796	11	1:05.927	+0.633	3	1:08.645	+3.231			
10	1:03.704	+1.414	10	1:05.312	+1.084	12	1:06.544	+1.250	4	1:07.900	+2.486			
11	1:07.918	+5.628	11	1:04.228		p12	1:59.683	+54.269	5	1:08.002	+2.588			
12	1:02.649	+0.359	12	1:05.396	+1.168	<u>(92) Cody Connelly</u>			6	1:07.416	+2.002			
13	1:03.546	+1.256	13	1:05.106	+0.878	1	1:12.465	+4.606	7	1:09.464	+4.050			

Joshua Underwood, Chief of Timing & Scoring

Orbits


Dave Faita, Chief Steward / Butch O'Connor, Chairman SOM

Joshua Underwood

www.mylaps.com
Licensed to: NER, SCCA



**New England Region
NERRC Paddock Crawl Divisional
Qualifying Result**



NERRC Paddock Crawl Divisional

Sorted on Best Lap time

Grp 3 - GT1-2-3,AS,ITE,T1-2,SPO

Lime Rock Classic 1.500 miles

Qual

6/16/2017 10:40 AM

Qualifying started at 10:50:57

Pos	No.	Name	Class	Best Tm	Diff	Best Speed	In Lap	Make-Model	Sponsor
1	6	Douglas Valley	GT1	56.925		94.862	6	Ford Mustang Cobr	Catang Motorsport
2	87	Joe Nolette	T1	57.558	0.633	93.818	5	BMW M3/Blue	
3	75	Jim Scott	GT2	57.803	0.878	93.421	12	Porsche 911/white	
4	19	Luiz Serva	ITE	58.487	1.562	92.328	9	BMW M3/Green/Ye	Prysmalending Gr
5	13	Walter Markes	ITE	58.740	1.815	91.931	11	BMW M3/White	Peppaspeed Racing
6	22	Chuck Fernandez	ITE	58.896	1.971	91.687	8	Ford Mustang/Grey	Drive4COPD
7	29	Peter Kulka	T2	59.499	2.574	90.758	8	Chevrolet Z06/Silve	
8	53	Doug Brown	GT2	59.659	2.734	90.514	11	BMW 325is/Blue	
9	153	Stephen Tise	T1	1:00.310	3.385	89.537	11	Ford Mustang GT/S	Direct Tire and Lar
10	36	James Candelaria	T1	1:00.453	3.528	89.326	12	Chevrolet Corvette	WhipTail
11	66	Skip Day	GT2	1:01.690	4.765	87.534	6	Porsche 911 SC/blu	DayDesign
12	94	Chris Thompson	AS	1:01.870	4.945	87.280	12	Chevrolet Camaro/'	Mostly Motorsports
13	59	Michael Goulde	ITE	1:02.050	5.125	87.027	5	BMW 328is/Black	
14	10	Chip Williams	T2	1:02.523	5.598	86.368	5	Nissan 350z/BLACK	
15	28	James B. Ray III	ITE	1:04.143	7.218	84.187	3	Ford Mustang GT/C	
16	124	Bennie Bish	ITE	1:05.013	8.088	83.060	6	Pontiac firebird/bla	Bayside Appraisals
17	15	Robby Smolinski Jr.	ITE	1:05.435	8.510	82.525	7	Chevrolet Corvette,	R.M.S. Racing
18	51	Zachary Slater	ITE	1:06.546	9.621	81.147	5	Porsche 944 turbo/	
19	48	Duncan Milne	AS	1:06.726	9.801	80.928	11	Ford Mustang/blacl	na
20	80	Maurizio Cerasoli	GT2	1:10.549	13.624	76.543	1	Porsche 944 Turbo,	MCRacing

Joshua Underwood, Chief of Timing & Scoring

Orbits

Dave Faita, Chief Steward / Butch O'Connor, Chairman SOM

Joshua Underwood

www.mylaps.com
Licensed to: NER, SCCA



New England Region NERRC Paddock Crawl Divisional Qualifying Result



NERRC Paddock Crawl Divisional

Grp 3 - GT1-2-3,AS,ITE,T1-2,SPO

Lime Rock Classic 1.500 miles

Qual

6/16/2017 10:40 AM

Qualifying started at 10:50:57

<u>(6) Douglas Valley</u>			6	58.755	+0.015	12	1:01.306	+0.996	4	1:07.153	+4.630	p12	1:36.683	+30.137
1	1:04.569	+7.644	7	1:01.935	+3.195	13	1:05.434	+5.124	5	1:02.523				
2	1:00.128	+3.203	8	58.977	+0.237	<u>(36) James Candelaria</u>			6	1:04.865	+2.342	<u>(48) Duncan Milne</u>		
3	57.474	+0.549	9	58.911	+0.171	1	1:05.184	+4.731	7	1:03.735	+1.212	1	1:08.205	+1.479
4	59.792	+2.867	10	59.357	+0.617	2	1:01.671	+1.218	8	1:02.606	+0.083	2	1:07.582	+0.856
5	57.450	+0.525	11	58.740		3	1:03.372	+2.919	9	1:05.985	+3.462	3	1:07.089	+0.363
6	56.925		12	1:01.756	+3.016	4	1:04.714	+4.261	10	1:03.524	+1.001	4	1:07.452	+0.726
7	58.159	+1.234	13	2:08.859	+1:10.119	5	1:00.563	+0.110	11	1:03.718	+1.195	5	1:08.101	+1.375
8	58.864	+1.939	<u>(22) Chuck Fernandez</u>			6	1:01.147	+0.694	p12	1:37.689	+35.166	6	1:09.030	+2.304
9	58.963	+2.038	1	1:11.855	+12.959	7	1:03.664	+3.211	<u>(28) James B. Ray III</u>			7	1:08.024	+1.298
10	1:04.796	+7.871	2	1:03.999	+5.103	8	1:04.462	+4.009	1	1:08.363	+4.220	8	1:07.665	+0.939
<u>(87) Joe Nolette</u>			3	1:02.038	+3.142	9	1:03.935	+3.482	2	1:05.812	+1.669	9	1:07.696	+0.970
1	1:04.595	+7.037	4	1:00.334	+1.438	10	1:00.718	+0.265	3	1:04.143		10	1:07.703	+0.977
2	1:00.842	+3.284	5	1:01.288	+2.392	11	1:02.685	+2.232	4	1:04.751	+0.608	11	1:06.726	
3	1:01.035	+3.477	6	1:04.054	+5.158	12	1:00.453		5	1:04.560	+0.417	<u>(80) Maurizio Cerasoli</u>		
4	58.159	+0.601	7	59.810	+0.914	<u>(66) Skip Day</u>			6	1:09.648	+5.505	1	1:10.549	
5	57.558		8	58.896		1	1:10.678	+8.988	7	1:06.619	+2.476	p2	1:44.649	+34.100
6	57.667	+0.109	p9	1:20.734	+21.838	2	1:06.667	+4.977	8	1:05.606	+1.463	p3	2:09.944	+59.395
7	1:00.309	+2.751	<u>(29) Peter Kulka</u>			3	1:04.661	+2.971	9	1:06.103	+1.960			
p8	1:15.475	+17.917	1	1:08.866	+9.367	4	1:03.580	+1.890	<u>(124) Bennie Bish</u>					
9	2:14.563	+1:17.005	2	1:06.691	+7.192	5	1:01.794	+0.104	1	1:12.106	+7.093			
10	59.271	+1.713	3	1:04.900	+5.401	6	1:01.690		2	1:06.583	+1.570			
11	59.203	+1.645	4	1:02.194	+2.695	7	1:01.738	+0.048	3	1:06.959	+1.946			
p12	1:24.173	+26.615	5	1:00.710	+1.211	8	1:02.347	+0.657	4	1:06.902	+1.889			
<u>(75) Jim Scott</u>			6	1:00.573	+1.074	9	1:02.186	+0.496	5	1:05.507	+0.494			
1	1:06.804	+9.001	7	59.710	+0.211	10	1:03.433	+1.743	6	1:05.013				
2	1:02.282	+4.479	8	59.499		11	1:04.082	+2.392	7	1:07.241	+2.228			
3	1:00.606	+2.803	9	1:00.321	+0.822	<u>(94) Chris Thompson</u>			8	1:06.211	+1.198			
4	1:01.217	+3.414	10	1:01.506	+2.007	1	1:08.679	+6.809	9	1:08.724	+3.711			
5	1:01.179	+3.376	11	1:00.028	+0.529	2	1:06.427	+4.557	10	1:05.979	+0.966			
6	1:01.924	+4.121	12	1:00.644	+1.145	3	1:03.733	+1.863	11	1:06.130	+1.117			
7	1:00.150	+2.347	13	1:04.677	+5.178	4	1:02.868	+0.998	12	1:09.873	+4.860			
8	1:02.302	+4.499	14	1:04.392	+4.893	5	1:03.086	+1.216	13	1:11.526	+6.513			
9	1:05.341	+7.538	<u>(53) Doug Brown</u>			6	1:02.777	+0.907	<u>(15) Robby Smolinski Jr.</u>					
10	59.231	+1.428	1	1:04.508	+4.849	7	1:02.585	+0.715	1	1:14.942	+9.507			
11	58.586	+0.783	2	1:04.878	+5.219	8	1:02.253	+0.383	2	1:09.647	+4.212			
12	57.803		3	1:03.935	+4.276	9	1:02.573	+0.703	3	1:07.740	+2.305			
<u>(19) Luiz Serva</u>			4	1:08.456	+8.797	10	1:02.273	+0.403	4	1:07.225	+1.790			
1	1:04.520	+6.033	5	1:02.039	+2.380	11	1:03.131	+1.261	5	1:06.864	+1.429			
2	1:00.519	+2.032	6	1:01.438	+1.779	12	1:01.870		6	1:07.224	+1.789			
3	1:00.423	+1.936	7	1:02.517	+2.858	<u>(59) Michael Goulde</u>			7	1:05.435				
4	1:02.350	+3.863	8	1:01.367	+1.708	1	1:09.179	+7.129	8	1:12.583	+7.148			
5	59.320	+0.833	9	1:06.430	+6.771	2	1:06.069	+4.019	9	1:06.254	+0.819			
6	58.947	+0.460	10	1:01.101	+1.442	3	1:03.269	+1.219	10	1:05.758	+0.323			
7	1:03.361	+4.874	11	59.659		4	1:02.680	+0.630	11	1:06.421	+0.986			
8	59.761	+1.274	12	1:00.174	+0.515	5	1:02.050		12	1:07.495	+2.060			
9	58.487		<u>(153) Stephen Tise</u>			6	1:02.845	+0.795	<u>(51) Zachary Slater</u>					
10	1:00.150	+1.663	1	1:05.732	+5.422	7	1:02.314	+0.264	1	1:12.489	+5.943			
11	59.530	+1.043	2	1:05.924	+5.614	8	1:02.824	+0.774	2	1:12.016	+5.470			
12	1:00.021	+1.534	3	1:04.296	+3.986	9	1:02.853	+0.803	3	1:09.573	+3.027			
p13	1:23.727	+25.240	4	1:04.166	+3.856	10	1:02.806	+0.756	4	1:14.005	+7.459			
<u>(13) Walter Markes</u>			5	1:02.663	+2.353	11	1:02.591	+0.541	5	1:06.546				
1	1:02.521	+3.781	6	1:03.673	+3.363	p12	1:30.514	+28.464	6	1:08.661	+2.115			
2	59.416	+0.676	7	1:01.535	+1.225	<u>(10) Chip Williams</u>			7	1:06.569	+0.023			
3	1:00.131	+1.391	8	1:02.355	+2.045	1	1:05.454	+2.931	8	1:07.521	+0.975			
4	1:03.007	+4.267	9	1:03.376	+3.066	2	1:03.910	+1.387	9	1:07.158	+0.612			
5	1:00.549	+1.809	10	1:01.242	+0.932	3	1:03.968	+1.445	10	1:08.774	+2.228			
			11	1:00.310					11	1:09.557	+3.011			

Joshua Underwood, Chief of Timing & Scoring

Orbits


Dave Faita, Chief Steward / Butch O'Connor, Chairman SOM

Joshua Underwood

www.mylaps.com
Licensed to: NER, SCCA



**New England Region
NERRC Paddock Crawl Divisional
Qualifying Result**



NERRC Paddock Crawl Divisional

Sorted on Best Lap time

Grp 4 - ITB-R-S,T4,ITEZ

Lime Rock Classic 1.500 miles

Qual

6/16/2017 11:00 AM

Qualifying started at 11:13:56

Pos	No.	Name	Class	Best Tm	Diff	Best Speed	In Lap	Make-Model	Sponsor
1	27	Anthony Serra	ITR	59.977		90.035	8	BMW 328i/Blue	Autotechnic/Mecca
2	91	Peter A.J. Tonelli	ITEZ	1:00.622	0.645	89.077	9	Mazda Miata/Yellow	Driven Performance
3	96	Theresa Condict	ITR	1:01.880	1.903	87.266	14	Acura RSX Type S/i	
4	95	Kenneth Payson	T4	1:01.951	1.974	87.166	6	Mazda Miata/red	Hoosier Red Line C
5	26	Ken Hubbard	ITR	1:02.113	2.136	86.938	14	BMW 325/Blk	Auto Technic
6	31	Bill Spargo	ITR	1:03.068	3.091	85.622	9	Honda S2000/Whit	Spargo Machine Pr
7	44	Joe Stadelmann	ITS	1:03.276	3.299	85.340	7	Porsche 944S/Oran	
8	42	Kurt Uzbay	ITS	1:03.921	3.944	84.479	3	Mazda Spec Miata/	Stifel Nicolaus & C
9	2	Nat Wentworth	ITB	1:05.085	5.108	82.968	11	Volkswagen Golf/Bl	Eriksson Industries
10	8	John Tures	T4	1:05.438	5.461	82.521	8	Ford Mustang/Blue	Blue Lives Matter
11	117	Peter Tonelli II	ITS	1:05.458	5.481	82.496	7	Mazda Miata/Red/E	Westboro Toyota
12	33	Greg Amy	ITEZ	1:05.914	5.937	81.925	8	Porsche 914/Orang	
13	39	Robert Nead	ITB	1:06.851	6.874	80.777	6	Volvo 142/Blue	Bad Motor Racing
14	76	Mark Wagner	ITB	1:06.973	6.996	80.630	13	Volkswagen gti/bla	lbg racing/triplesck
15	71	Andrew Wickline	ITS	1:07.684	7.707	79.783	3	Mazda Miata/Red	Rosmar
16	17	Glenn Every	ITS	1:07.809	7.832	79.635	10	Mazda Miata/White	Rosmar
17	#03	Jon Over	ITB	1:10.401	10.424	76.703	10	Mini/white	
18	#09	Jim Bucci	T4	1:16.722	16.745	70.384	3	Honda Civic/Black	Thanks Trish LYLO
19	68	Ron Munnerlyn	T4			-	0	Mazda MX5/Black	Laticrete Internatic

Joshua Underwood, Chief of Timing & Scoring

Orbits

Dave Faita, Chief Steward / Butch O'Connor, Chairman SOM

www.mylaps.com
Licensed to: NER, SCCA



New England Region NERRC Paddock Crawl Divisional Qualifying Result



NERRC Paddock Crawl Divisional


Grp 4 - ITB-R-S,T4,ITEZ

Lime Rock Classic 1.500 miles

Qual

6/16/2017 11:00 AM

Qualifying started at 11:13:56



<u>(27) Anthony Serra</u>			12 1:03.016 +0.903	8 1:05.438		<u>(71) Andrew Wickline</u>		
1 1:00.770 +0.793		13 1:02.652 +0.539	14 1:02.113	9 1:05.986 +0.548		1 1:13.390 +5.706		
2 1:16.970 +16.993				10 1:07.031 +1.593		2 1:09.419 +1.735		
3 1:01.276 +1.299		<u>(31) Bill Spargo</u>			11 1:05.913 +0.475	3 1:07.684		
4 1:00.223 +0.246		1 1:11.116 +8.048		12 1:08.387 +2.949		4 1:08.444 +0.760		
5 1:00.184 +0.207		2 1:06.515 +3.447		13 1:05.649 +0.211		5 1:08.648 +0.964		
6 1:00.572 +0.595		3 1:04.093 +1.025		<u>(117) Peter Tonelli II</u>			6 1:08.578 +0.894	
7 2:52.032 +1:52.055		4 1:05.899 +2.831		1 1:13.470 +8.012		7 1:07.866 +0.182		
8 59.977		5 1:05.869 +2.801		2 1:08.687 +3.229		<u>(17) Glenn Every</u>		
<u>(91) Peter A.J. Tonelli</u>			6 1:06.049 +2.981	3 1:08.356 +2.898		1 1:13.046 +5.237		
1 1:13.988 +13.366		7 1:04.043 +0.975		4 1:07.664 +2.206		2 1:10.806 +2.997		
2 1:08.828 +8.206		8 1:03.562 +0.494		5 1:07.339 +1.881		3 1:08.967 +1.158		
3 1:08.174 +7.552		9 1:03.068		6 1:05.759 +0.301		4 1:08.181 +0.372		
4 1:06.027 +5.405		10 1:04.083 +1.015		7 1:05.458		5 1:11.090 +3.281		
5 1:02.561 +1.939		11 1:05.140 +2.072		8 1:07.442 +1.984		6 1:10.232 +2.423		
6 1:02.400 +1.778		12 1:04.544 +1.476		9 1:05.458		7 1:08.640 +0.831		
7 1:01.514 +0.892		13 1:03.439 +0.371		<u>(33) Greg Amy</u>			8 1:09.383 +1.574	
8 1:00.763 +0.141		<u>(44) Joe Stadelmann</u>			1 1:22.746 +16.832	9 1:11.110 +3.301		
9 1:00.622		1 1:05.725 +2.449		2 1:08.598 +2.684		10 1:07.809		
10 1:01.642 +1.020		2 1:05.268 +1.992		3 1:07.136 +1.222		11 1:08.898 +1.089		
11 1:10.889 +10.267		3 1:06.782 +3.506		4 1:07.173 +1.259		12 1:12.497 +4.688		
12 1:19.639 +19.017		4 1:04.758 +1.482		5 1:06.508 +0.594		13 1:07.924 +0.115		
13 1:16.979 +16.357		5 1:03.437 +0.161		6 1:08.948 +3.034		<u>(#03) Jon Over</u>		
<u>(96) Theresa Condict</u>			6 1:04.144 +0.868	7 1:06.320 +0.406		1 1:18.656 +8.255		
1 1:08.391 +6.511		7 1:03.276		8 1:05.914		2 1:15.455 +5.054		
2 1:06.504 +4.624		8 1:03.555 +0.279		9 1:09.788 +3.874		3 1:14.177 +3.776		
3 1:05.042 +3.162		9 1:03.780 +0.504		10 1:09.557 +3.643		4 1:13.135 +2.734		
4 1:05.750 +3.870		10 1:03.886 +0.610		11 1:08.890 +2.976		5 1:15.184 +4.783		
5 1:04.695 +2.815		<u>(42) Kurt Uzbay</u>			12 1:10.783 +4.869	6 1:13.378 +2.977		
6 1:04.284 +2.404		1 1:15.943 +12.022		13 1:06.011 +0.097		7 1:12.643 +2.242		
7 1:03.480 +1.600		2 1:04.695 +0.774		<u>(39) Robert Nead</u>			8 1:17.102 +6.701	
8 1:02.974 +1.094		3 1:03.921		1 1:17.494 +10.643		9 1:15.788 +5.387		
9 1:02.569 +0.689		4 1:04.072 +0.151		2 1:12.116 +5.265		10 1:10.401		
10 1:02.372 +0.492		5 1:07.133 +3.212		3 1:09.812 +2.961		11 1:10.762 +0.361		
11 1:02.434 +0.554		6 1:07.133 +3.212		4 1:08.676 +1.825		<u>(#09) Jim Bucci</u>		
12 1:03.392 +1.512		p6 1:25.249 +21.328		5 1:11.481 +4.630		1 1:29.491 +12.769		
13 1:03.426 +1.546		<u>(2) Nat Wentworth</u>			6 1:06.851	2 1:21.165 +4.443		
14 1:01.880		1 1:09.997 +4.912		7 1:07.211 +0.360		3 1:16.722		
<u>(95) Kenneth Payson</u>			2 1:07.349 +2.264	8 1:06.994 +0.143		4 1:19.913 +3.191		
1 1:04.402 +2.451		3 1:07.150 +2.065		9 1:08.526 +1.675		p5 1:34.968 +18.246		
2 1:03.199 +1.248		4 1:06.065 +0.980		10 1:07.900 +1.049		<u>(68) Ron Munnerlyn</u>		
3 1:05.125 +3.174		5 1:08.479 +3.394		11 1:08.102 +1.251		p1 1:58.349 -3:58:56.426		
4 1:02.591 +0.640		6 1:08.076 +2.991		12 1:10.304 +3.453		<u>(76) Mark Wagner</u>		
5 1:02.577 +0.626		7 1:05.617 +0.532		13 1:06.955 +0.104		1 1:15.840 +8.867		
6 1:01.951		8 1:05.573 +0.488		<u>(76) Mark Wagner</u>			2 1:10.553 +3.580	
<u>(26) Ken Hubbard</u>			9 1:09.033 +3.948	1 1:15.840 +8.867		3 1:08.742 +1.769		
1 1:05.993 +3.880		10 1:07.309 +2.224		2 1:10.553 +3.580		4 1:08.339 +1.366		
2 1:07.749 +5.636		11 1:05.085		3 1:08.742 +1.769		5 1:07.510 +0.537		
3 1:03.661 +1.548		12 1:05.565 +0.480		4 1:08.339 +1.366		6 1:08.993 +2.020		
4 1:03.192 +1.079		13 1:06.204 +1.119		5 1:07.510 +0.537		7 1:07.733 +0.760		
5 1:03.180 +1.067		<u>(8) John Tures</u>			8 1:07.704 +0.731		8 1:07.704 +0.731	
6 1:03.715 +1.602		1 1:18.287 +12.849		9 1:08.842 +1.869		9 1:08.842 +1.869		
7 1:04.851 +2.738		2 1:07.387 +1.949		10 1:08.096 +1.123		10 1:08.096 +1.123		
8 1:04.000 +1.887		3 1:06.669 +1.231		11 1:08.032 +1.059		11 1:08.032 +1.059		
9 1:04.123 +2.010		4 1:07.599 +2.161		12 1:07.571 +0.598		12 1:07.571 +0.598		
10 1:03.747 +1.634		5 1:06.324 +0.886		13 1:06.973				
11 1:03.478 +1.365		6 1:06.810 +1.372						
		7 1:06.178 +0.740						

Joshua Underwood, Chief of Timing & Scoring

Orbits


Dave Faita, Chief Steward / Butch O'Connor, Chairman SOM

Joshua Underwood

www.mylaps.com
Licensed to: NER, SCCA



**New England Region
NERRC Paddock Crawl Divisional
Qualifying Result**



NERRC Paddock Crawl Divisional

Sorted on Best Lap time

Grp 5 - FV,F5,FST,F6,FF,NCF

Lime Rock Classic 1.500 miles

Qual

6/16/2017 11:20 AM

Qualifying started at 11:37:16

Pos	No.	Name	Class	Best Tm	Diff	Best Speed	In Lap	Make-Model	Sponsor
1	45	Kenneth Bouquillon	FF	57.774		93.468	10	Mygale SJ11/Gray/	
2	#03	Ray Dona	NCF	57.913	0.139	93.243	7	Crossle 45/red	Rexxon Engineering
3	93	Glenn Taylor	NCF	58.039	0.265	93.041	5	Ford RHO1/black	
4	36	Steve Roux	FF	58.555	0.781	92.221	9	Wyvern SR1/Black/	
5	44	Edward Callo	FF	58.625	0.851	92.111	9	Bowman BC-5/Blue	RECON International
6	11	Christopher Kierce	FF	58.649	0.875	92.073	10	Van Diemen/gray/y	
7	99	Dexter Czuba	FF	1:00.353	2.579	89.474	6	Spectrum F1600/Bl	
8	42	Tom Venturino	NCF	1:00.735	2.961	88.911	9	Ford Royale RP31/(Rouxster Racing
9	37	Michael Rand	NCF	1:01.379	3.605	87.978	1	Crossle 30F/red	Gus and Lucy
10	23	Christopher Zarzycki	FV	1:03.424	5.650	85.141	8	Citation 93V/Yellow	
11	33	Tyler Reynolds	FV	1:03.934	6.160	84.462	10	Citation/yellow	Quixote Racing
12	32	Dan Grace	FV	1:05.493	7.719	82.452	10	Citation 93V/Black	
13	#07	Chris Barry	FV	1:05.541	7.767	82.391	9	citation Formula Ve	
14	24	Brian Kenney	FV	1:05.837	8.063	82.021	7	Speed Sport FV/Bl	Philly
15	61	Walter Popiak	FV	1:05.964	8.190	81.863	7	CITATION 95V/REI	LANGLAIS GROUP
16	75	Kevin O'Day	FV	1:08.346	10.572	79.010	8	Caldwell D-13/Blue	O'Day Racing
17	20	Thomas Galuardi	FV	1:09.898	12.124	77.255	9	Barrcar 004/Red	AND/Barrtune Raci
18	71	Jeffrey Adams	FV	1:11.451	13.677	75.576	7	campbell motorspo	napa auto parts of
19	4	Richard LoDuca	F5			-	0	Invader QC-1/blue/	LoDuca Associates

Joshua Underwood, Chief of Timing & Scoring

Orbits


Dave Faita, Chief Steward / Butch O'Connor, Chairman SOM

Joshua Underwood

www.mylaps.com
Licensed to: NER, SCCA



**New England Region
NERRC Paddock Crawl Divisional
Qualifying Result**



NERRC Paddock Crawl Divisional

Sorted on Best Lap time

Grp 6 - ITA,IT7,ITC,E-F-HP,GTL,BSpec

Lime Rock Classic 1.500 miles

Qual

6/16/2017 11:40 AM

Qualifying started at 12:00:53

Pos	No.	Name	Class	Best Tm	Diff	Best Speed	In Lap	Make-Model	Sponsor
1	91	Peter A.J. Tonelli	FP	1:00.762		88.871	7	Mazda Miata/Yellow	Driven Performance
2	17	Joseph A. Boruch III	EP	1:01.622	0.860	87.631	12	Honda S2000/Yello	JAB Racing
3	6	Laurent Fumex	FP	1:02.631	1.869	86.219	7	MG B/Blue	laurane medical
4	99	Bob Dowie	GTL	1:02.989	2.227	85.729	11	Nissan 200SX/Yello	Village Auto Works
5	87	Stephen Pope	ITA	1:03.248	2.486	85.378	8	Mazda Miata/Red/E	Pope Design Group
6	25	Bud Jantz-Sell	EP	1:03.556	2.794	84.964	7	Datsun 240Z/oranç	Better Wheels
7	13	David Gran	ITA	1:03.723	2.961	84.742	5	Mazda Miata/Black	Kessler Engineering
8	117	Peter Tonelli II	STL	1:03.838	3.076	84.589	7	Mazda Miata/Red/E	Westboro Toyota
9	168	Brian Reilly	ITA	1:04.867	4.105	83.247	11	Mazda Miata	
10	14	Paul Dethier	FP	1:05.047	4.285	83.017	9	Mazda Miata/Blue	
11	56	Mike Frost	EP	1:06.039	5.277	81.770	6	BMW 328i/Green	Vermont Eco Floors
12	68	Jorge Santos	GTL	1:06.393	5.631	81.334	10	Nissan sentra/yello	
13	47	Norman Latulippe	IT7	1:06.626	5.864	81.049	8	Mazda RX-7/Red/Si	Latulippe Brothers
14	46	Johannes Krauss	HP	1:07.339	6.577	80.191	12	Volkswagen Scirocc	Hansa Rennen
15	3	Serge Lentz	IT7	1:07.491	6.729	80.011	10	Mazda RX7/Bl/yl/re	Belgo-Am Racing
16	79	R J Ford	EP	1:07.840	7.078	79.599	6	Mercury Capri/whit	Litchfield Filling Sta
17	170	Eric Maynard	ITA	1:07.952	7.190	79.468	7	Plymouth Laser/rec	Stick it to'em Grapl
18	71	Andrew Wickline	STL	1:08.098	7.336	79.297	10	Mazda Miata/Red	Rosmar
19	94	Jeff Knittel	HP	1:08.589	7.827	78.730	5	MG Midget/Blue	Chittenango Auto F
20	81	JB Swan	EP	1:08.754	7.992	78.541	6	Mazda RX-7/blue	R&S Redco
21	18	George Farrar	GTL	1:08.807	8.045	78.480	10	Mazda miata/blue	HOT racing
22	37	Raul Feliciano	IT7	1:09.862	9.100	77.295	11	Mazda RX-7/Blue	Wankel Works and
23	89	Raymond Kobs	STL	1:10.303	9.541	76.810	7	Mazda Miata/blue/I	
24	114	Christopher S. Mosley	B-Spec	1:10.646	9.884	76.437	8	Honda Fit/Copper	
25	43	Wendy Cappola	STL	1:11.023	10.261	76.032	10	Mazda 1994 Miata/	She Racing Flatou
26	90	Ryan Duke	STL	1:11.056	10.294	75.996	8	Mazda Miata/Blue/I	
27	15	Richard Patullo	IT7	1:11.396	10.634	75.634	10	Mazda RX7/Ice blu	
28	0	Alex Hollenbeck	EP	1:11.774	11.012	75.236	11	Datsun 280Z/Red	
29	21	Dave Patten	FP	1:37.740	36.978	55.249	1	Datsun 510/White/	FutoFab LLC

Joshua Underwood, Chief of Timing & Scoring

Orbits

Dave Faita, Chief Steward / Butch O'Connor, Chairman SOM

www.mylaps.com
Licensed to: NER, SCCA



New England Region NERRC Paddock Crawl Divisional Qualifying Result



NERRC Paddock Crawl Divisional

Grp 6 - ITA,IT7,ITC,E-F-HP,GTL,BSpec

Lime Rock Classic 1.500 miles

Qual

6/16/2017 11:40 AM

Qualifying started at 12:00:53

<u>(91) Peter A.J. Tonelli</u>			3 1:08.174 +4.926	12 1:08.348 +3.481	9 1:10.419 +3.080	1 1:15.551 +6.962
1 1:06.066 +5.304	4 1:07.338 +4.090	5 1:05.508 +2.260	12 1:08.348 +3.481	10 1:08.652 +1.313	2 1:17.639 +9.050	2 1:17.639 +9.050
2 1:06.651 +5.889	5 1:05.508 +2.260	6 1:04.126 +0.878	<u>(14) Paul Dethier</u>	11 1:08.696 +1.357	3 1:11.890 +3.301	3 1:11.890 +3.301
3 1:06.298 +5.536	6 1:04.126 +0.878	7 1:04.479 +1.231	1 1:19.127 +14.080	12 1:07.339	4 1:10.877 +2.288	4 1:10.877 +2.288
4 1:02.990 +2.228	7 1:04.479 +1.231	8 1:03.248	2 1:15.884 +10.837	<u>(3) Serge Lentz</u>	5 1:08.589	5 1:08.589
5 1:02.912 +2.150	8 1:03.248	9 1:04.289 +1.041	3 1:12.573 +7.526	1 1:10.135 +2.644	6 1:09.608 +1.019	6 1:09.608 +1.019
6 1:03.166 +2.404	9 1:04.289 +1.041	10 1:04.336 +1.088	4 1:11.666 +6.619	2 1:10.889 +3.398	7 1:08.873 +0.284	7 1:08.873 +0.284
7 1:00.762	10 1:04.336 +1.088	11 1:04.077 +0.829	5 1:10.790 +5.743	3 1:10.169 +2.678	8 1:09.495 +0.906	8 1:09.495 +0.906
8 1:03.650 +2.888	11 1:04.077 +0.829	12 1:04.597 +1.349	6 1:10.633 +5.586	4 1:10.759 +3.268	9 1:08.804 +0.215	9 1:08.804 +0.215
9 1:02.680 +1.918	12 1:04.597 +1.349	13 1:05.679 +2.431	7 1:07.787 +2.740	5 1:10.091 +2.600	10 1:10.362 +1.773	10 1:10.362 +1.773
10 1:03.392 +2.630	13 1:05.679 +2.431	<u>(25) Bud Jantz-Sell</u>	8 1:05.717 +0.670	6 1:11.572 +4.081	11 1:09.293 +0.704	11 1:09.293 +0.704
11 1:10.644 +9.882	<u>(25) Bud Jantz-Sell</u>	1 1:14.192 +10.636	9 1:05.047	7 1:08.250 +0.759	12 1:09.140 +0.551	12 1:09.140 +0.551
12 1:04.926 +4.164	1 1:14.192 +10.636	2 1:14.123 +10.567	10 1:12.402 +7.355	8 1:07.855 +0.364	<u>(81) JB Swan</u>	<u>(81) JB Swan</u>
13 1:09.364 +8.602	2 1:14.123 +10.567	3 1:09.921 +6.365	11 1:05.841 +0.794	9 1:07.860 +0.369	1 1:12.588 +3.834	1 1:12.588 +3.834
<u>(17) Joseph A. Boruch III</u>	3 1:09.921 +6.365	4 1:05.344 +1.788	12 1:07.453 +2.406	10 1:07.491	2 1:16.404 +7.650	2 1:16.404 +7.650
1 1:14.439 +12.817	4 1:05.344 +1.788	5 1:06.235 +2.679	<u>(56) Mike Frost</u>	11 1:07.825 +0.334	3 1:12.818 +4.064	3 1:12.818 +4.064
2 1:09.998 +8.376	5 1:06.235 +2.679	6 1:04.504 +0.948	1 1:16.970 +10.931	12 1:08.290 +0.799	4 1:13.006 +4.252	4 1:13.006 +4.252
3 1:06.950 +5.328	6 1:04.504 +0.948	7 1:03.556	2 1:13.877 +7.838	<u>(79) R J Ford</u>	5 1:10.801 +2.047	5 1:10.801 +2.047
4 1:05.336 +3.714	7 1:03.556	8 1:05.748 +2.192	3 1:11.964 +5.925	1 1:19.084 +11.244	6 1:08.754	6 1:08.754
5 1:02.140 +0.518	8 1:05.748 +2.192	9 1:05.860 +2.304	4 1:08.654 +2.615	2 1:15.986 +8.146	7 1:10.685 +1.931	7 1:10.685 +1.931
6 1:04.400 +2.778	9 1:05.860 +2.304	<u>(13) David Gran</u>	5 1:08.225 +2.186	3 1:19.678 +11.838	8 1:11.150 +2.396	8 1:11.150 +2.396
7 1:02.247 +0.625	<u>(13) David Gran</u>	1 1:13.563 +9.840	6 1:06.039	4 1:15.680 +7.840	9 1:10.790 +2.036	9 1:10.790 +2.036
8 1:03.335 +1.713	1 1:13.563 +9.840	2 1:09.320 +5.597	<u>(68) Jorge Santos</u>	5 1:08.923 +1.083	10 1:10.428 +1.674	10 1:10.428 +1.674
9 1:04.746 +3.124	2 1:09.320 +5.597	3 1:05.047 +1.324	1 1:19.099 +12.706	6 1:07.840	11 1:10.055 +1.301	11 1:10.055 +1.301
10 1:02.101 +0.479	3 1:05.047 +1.324	4 1:05.038 +1.315	2 1:15.242 +8.849	7 1:08.818 +0.978	12 1:09.045 +0.291	12 1:09.045 +0.291
11 1:03.641 +2.019	4 1:05.038 +1.315	5 1:03.723	3 1:08.374 +1.981	8 1:08.323 +2.483	<u>(18) George Farrar</u>	<u>(18) George Farrar</u>
12 1:01.622	5 1:03.723	6 1:06.204 +2.481	4 1:08.508 +2.115	9 1:09.278 +1.438	1 1:19.900 +11.093	1 1:19.900 +11.093
13 1:02.741 +1.119	6 1:06.204 +2.481	7 1:06.846 +3.123	5 1:07.668 +1.275	10 1:08.224 +0.384	2 1:13.486 +4.679	2 1:13.486 +4.679
<u>(6) Laurent Fumex</u>	7 1:06.846 +3.123	8 1:07.484 +3.761	6 1:06.821 +0.428	11 1:08.346 +0.506	3 1:14.532 +5.725	3 1:14.532 +5.725
1 1:10.973 +8.342	8 1:07.484 +3.761	9 1:26.217 +22.494	7 1:07.217 +0.824	12 1:12.272 +4.432	4 1:11.686 +2.879	4 1:11.686 +2.879
2 1:14.143 +11.512	9 1:26.217 +22.494	10 1:18.132 +14.409	8 1:07.041 +0.648	<u>(170) Eric Maynard</u>	5 1:11.456 +2.649	5 1:11.456 +2.649
3 1:09.819 +7.188	10 1:18.132 +14.409	11 1:11.089 +7.366	9 1:09.125 +2.732	1 1:16.831 +8.879	6 1:09.758 +0.951	6 1:09.758 +0.951
4 1:03.765 +1.134	11 1:11.089 +7.366	12 1:05.025 +1.302	10 1:06.393	2 1:15.121 +7.169	7 1:10.991 +2.184	7 1:10.991 +2.184
5 1:05.334 +2.703	12 1:05.025 +1.302	<u>(117) Peter Tonelli II</u>	11 1:08.810 +2.417	3 1:16.267 +8.315	8 1:11.651 +2.844	8 1:11.651 +2.844
6 1:03.361 +0.730	<u>(117) Peter Tonelli II</u>	1 1:09.251 +5.413	12 1:12.486 +6.093	4 1:11.019 +3.067	9 1:11.192 +2.385	9 1:11.192 +2.385
7 1:02.631	1 1:09.251 +5.413	2 1:12.037 +8.199	<u>(47) Norman Latulippe</u>	5 1:10.383 +2.431	10 1:08.807	10 1:08.807
8 1:07.029 +4.398	2 1:12.037 +8.199	3 1:11.241 +7.403	1 1:16.263 +9.637	6 1:08.195 +0.243	11 1:13.468 +4.661	11 1:13.468 +4.661
9 1:05.500 +2.869	3 1:11.241 +7.403	4 1:10.765 +6.927	2 1:17.851 +11.225	7 1:07.952	<u>(37) Raul Feliciano</u>	<u>(37) Raul Feliciano</u>
10 1:03.179 +0.548	4 1:10.765 +6.927	5 1:05.937 +2.099	3 1:11.831 +5.205	8 1:09.919 +1.967	1 1:23.117 +13.255	1 1:23.117 +13.255
11 1:13.322 +10.691	5 1:05.937 +2.099	6 1:04.691 +0.853	4 1:10.431 +3.805	9 1:08.361 +0.409	2 1:17.755 +7.893	2 1:17.755 +7.893
12 1:02.953 +0.322	6 1:04.691 +0.853	7 1:03.838	5 1:07.395 +0.769	10 1:10.946 +2.994	3 1:14.973 +5.111	3 1:14.973 +5.111
<u>(99) Bob Dowie</u>	7 1:03.838	8 1:34.552 +30.714	6 1:07.680 +1.054	11 1:09.425 +1.473	4 1:12.727 +2.865	4 1:12.727 +2.865
1 1:09.876 +6.887	8 1:34.552 +30.714	9 1:09.988 +6.150	7 1:07.080 +0.454	12 1:08.292 +0.340	5 1:11.694 +1.832	5 1:11.694 +1.832
2 1:08.219 +5.230	9 1:09.988 +6.150	10 1:09.974 +6.136	8 1:06.626	<u>(71) Andrew Wickline</u>	6 1:10.948 +1.086	6 1:10.948 +1.086
3 1:10.019 +7.030	10 1:09.974 +6.136	11 1:05.504 +1.666	9 1:07.347 +0.721	1 1:11.366 +3.268	7 1:11.171 +1.309	7 1:11.171 +1.309
4 1:09.321 +6.332	11 1:05.504 +1.666	<u>(168) Brian Reilly</u>	10 1:08.801 +2.175	2 1:10.909 +2.811	8 1:27.170 +17.308	8 1:27.170 +17.308
5 1:05.417 +2.428	<u>(168) Brian Reilly</u>	1 1:12.601 +7.734	11 1:07.671 +1.045	3 1:10.724 +2.626	9 1:11.217 +1.355	9 1:11.217 +1.355
6 1:08.444 +5.455	1 1:12.601 +7.734	2 1:12.261 +7.394	12 1:07.122 +0.496	4 1:11.687 +3.589	10 1:10.025 +0.163	10 1:10.025 +0.163
7 1:06.587 +3.598	2 1:12.261 +7.394	3 1:11.558 +6.691	13 1:12.501 +5.875	5 1:09.357 +1.259	11 1:09.862	11 1:09.862
8 1:05.014 +2.025	3 1:11.558 +6.691	4 1:07.923 +3.056	<u>(46) Johannes Krauss</u>	6 1:08.785 +0.687	<u>(89) Raymond Kobs</u>	<u>(89) Raymond Kobs</u>
9 1:03.860 +0.871	4 1:07.923 +3.056	5 1:05.986 +1.119	1 1:21.530 +14.191	7 1:09.067 +0.969	1 1:28.504 +18.201	1 1:28.504 +18.201
10 1:05.574 +2.585	5 1:05.986 +1.119	6 1:05.104 +0.237	2 1:15.736 +8.397	8 1:09.114 +1.016	2 1:18.805 +8.502	2 1:18.805 +8.502
11 1:02.989	6 1:05.104 +0.237	7 1:06.050 +1.183	3 1:13.265 +5.926	9 1:09.141 +1.043	3 1:14.169 +3.866	3 1:14.169 +3.866
12 1:03.998 +1.009	7 1:06.050 +1.183	8 1:13.671 +8.804	4 1:11.423 +4.084	10 1:08.098	4 1:14.230 +3.927	4 1:14.230 +3.927
<u>(87) Stephen Pope</u>	8 1:13.671 +8.804	9 1:05.349 +0.482	5 1:08.870 +1.531	11 1:09.140 +1.042	5 1:12.376 +2.073	5 1:12.376 +2.073
1 1:15.836 +12.588	9 1:05.349 +0.482	10 1:06.665 +1.798	6 1:08.119 +0.780	12 1:10.920 +2.822	6 1:10.771 +0.468	6 1:10.771 +0.468
2 1:11.644 +8.396	10 1:06.665 +1.798	11 1:04.867	7 1:08.592 +1.253	<u>(94) Jeff Knittel</u>	7 1:10.303	7 1:10.303
	11 1:04.867		8 1:07.409 +0.070		8 1:12.715 +2.412	8 1:12.715 +2.412

Joshua Underwood, Chief of Timing & Scoring

Orbits

Dave Faita, Chief Steward / Butch O'Connor, Chairman SOM

Joshua Underwood

www.mylaps.com
Licensed to: NER, SCCA



New England Region
NERRC Paddock Crawl Divisional
Qualifying Result



NERRC Paddock Crawl Divisional

Grp 6 - ITA,IT7,ITC,E-F-HP,GTL,BSpec

Lime Rock Classic 1.500 miles

Qual

6/16/2017 11:40 AM

Qualifying started at 12:00:53

9	1:10.874	+0.571	4	1:15.371	+3.597
10	1:11.089	+0.786	5	1:13.684	+1.910
11	1:14.154	+3.851	6	1:12.591	+0.817
			7	1:13.575	+1.801
(114) Christopher S. Mosley			8	1:14.450	+2.676
1	1:16.986	+6.340	9	1:16.068	+4.294
2	1:18.876	+8.230	10	1:11.982	+0.208
3	1:17.055	+6.409	11	1:11.774	
4	1:13.467	+2.821			
5	1:11.735	+1.089	(21) Dave Patten		
6	1:11.470	+0.824	1	1:37.740	
7	1:14.011	+3.365			
8	1:10.646				
9	1:13.725	+3.079			
10	1:11.123	+0.477			
11	1:11.625	+0.979			
12	1:14.773	+4.127			

(43) Wendy Cappola		
1	1:16.661	+5.638
2	1:18.749	+7.726
3	1:14.147	+3.124
4	1:13.940	+2.917
5	1:11.312	+0.289
6	1:14.525	+3.502
7	1:12.281	+1.258
8	1:11.385	+0.362
9	1:14.616	+3.593
10	1:11.023	
11	1:11.600	+0.577
12	1:13.268	+2.245

(90) Ryan Duke		
1	1:25.800	+14.744
2	1:20.597	+9.541
3	1:16.102	+5.046
4	1:13.414	+2.358
5	1:11.927	+0.871
6	1:57.330	+46.274
7	1:13.504	+2.448
8	1:11.056	
9	1:12.377	+1.321
10	1:13.686	+2.630

(15) Richard Patullo		
1	1:18.170	+6.774
2	1:15.642	+4.246
3	1:15.167	+3.771
4	1:14.006	+2.610
5	1:13.301	+1.905
6	1:12.528	+1.132
7	1:12.040	+0.644
8	1:19.739	+8.343
9	1:14.788	+3.392
10	1:11.396	
11	1:12.013	+0.617
12	1:12.794	+1.398

(0) Alex Hollenbeck		
1	1:18.223	+6.449
2	1:16.736	+4.962
3	1:19.712	+7.938

Joshua Underwood, Chief of Timing & Scoring

Orbits


Dave Faita, Chief Steward / Butch O'Connor, Chairman SOM

Joshua Underwood

www.mylaps.com
Licensed to: NER, SCCA



**New England Region
NERRC Paddock Crawl Divisional
Qualifying Result**



NERRC Paddock Crawl Divisional

Sorted on Best Lap time

Grp 7 - FA-B-C-E-M,CFC,P1-2,ASR,FS

Lime Rock Classic 1.500 miles

Qual

6/16/2017 12:00 PM

Qualifying started at 12:24:44

Pos	No.	Name	Class	Best Tm	Diff	Best Speed	In Lap	Make-Model	Sponsor
1	17	Kevin Boeckle	FA	51.721		104.406	14	Rault R240-41/whil	calasanz
2	48	Alex Tollefsen	FC	53.133	1.412	101.632	8	Van Diemen RF99/i	Tollefsen Racing
3	42	Joseph Rodomista	P1	53.660	1.939	100.634	14	Ligier JS49/White/t	
4	#08	William Crowley	P1	55.538	3.817	97.231	12	Ligier JS 49/white	Joseph Rodomista
5	4	Michael Gould	FC	57.613	5.892	93.729	13	Van Diemen RF94 (Gould VanDiemen I

Joshua Underwood, Chief of Timing & Scoring

Orbits

Dave Faita, Chief Steward / Butch O'Connor, Chairman SOM

www.mylaps.com
Licensed to: NER, SCCA



New England Region
**NERRC Paddock Crawl Divisional
 Qualifying Result**



NERRC Paddock Crawl Divisional

Grp 7 - FA-B-C-E-M,CFC,P1-2,ASR,FS

Lime Rock Classic 1.500 miles

Qual

6/16/2017 12:00 PM

Qualifying started at 12:24:44

(17) Kevin Boeckle			1	1:04.719	+7.106
1	1:04.211	+12.490	2	1:03.900	+6.287
2	1:04.277	+12.556	3	1:00.938	+3.325
3	59.642	+7.921	4	59.424	+1.811
4	58.408	+6.687	5	59.113	+1.500
5	56.548	+4.827	6	58.433	+0.820
6	55.497	+3.776	7	58.548	+0.935
7	55.064	+3.343	8	58.921	+1.308
8	53.784	+2.063	9	57.632	+0.019
9	53.971	+2.250	10	58.730	+1.117
10	53.356	+1.635	11	58.570	+0.957
11	53.033	+1.312	12	57.925	+0.312
12	52.684	+0.963	13	57.613	
13	51.987	+0.266	14	58.152	+0.539
14	51.721		15	1:00.435	+2.822
15	52.615	+0.894			
16	55.429	+3.708			

(48) Alex Tollefsen		
1	56.813	+3.680
2	55.461	+2.328
3	54.378	+1.245
4	3:43.348	+2:50.215
5	56.236	+3.103
6	54.357	+1.224
7	53.417	+0.284
8	53.133	

(42) Joseph Rodomista		
1	1:03.600	+9.940
2	59.205	+5.545
3	57.133	+3.473
4	56.506	+2.846
5	56.101	+2.441
6	56.185	+2.525
7	55.654	+1.994
8	55.473	+1.813
9	55.027	+1.367
10	54.708	+1.048
11	54.265	+0.605
12	54.392	+0.732
13	53.927	+0.267
14	53.660	
15	53.668	+0.008

(#08) William Crowley		
1	1:04.082	+8.544
2	1:07.598	+12.060
3	59.944	+4.406
4	58.873	+3.335
5	59.534	+3.996
6	59.556	+4.018
7	58.801	+3.263
8	58.069	+2.531
9	57.443	+1.905
10	57.372	+1.834
11	56.857	+1.319
12	55.538	
13	55.896	+0.358

(4) Michael Gould

Joshua Underwood, Chief of Timing & Scoring

Orbits


Dave Faita, Chief Steward / Butch O'Connor, Chairman SOM

Joshua Underwood

www.mylaps.com
 Licensed to: NER, SCCA



**New England Region
NERRC Paddock Crawl Divisional
Qualifying Result**



NERRC Paddock Crawl Divisional

Sorted on Best Lap time

Grp 8 - SSM,SM2,STU

Lime Rock Classic 1.500 miles

Qual

6/16/2017 12:20 PM

Qualifying started at 12:48:06

Pos	No.	Name	Class	Best Tm	Diff	Best Speed	In Lap	Make-Model	Sponsor
1	6	Michael Mineo-Nardacci	SM2	1:01.805		87.372	6	Mazda Miata/black	MMN Racing
2	26	Stuart Hawkins	SM2	1:02.442	0.637	86.480	10	Mazda Miata/black	Special Olympics C
3	#08	Robert Karl Jr.	SM2	1:02.646	0.841	86.199	6	Mazda Miata/Yellow	BK Motorsports
4	52	Donald W Duman	SM2	1:02.690	0.885	86.138	6	Mazda Miata/Red	Kessler Engineering
5	68	Brian Reilly	SM2	1:02.902	1.097	85.848	5	Mazda Miata	
6	84	Darren Berger	SM2	1:03.315	1.510	85.288	4	Mazda Miata/Red	
7	20	Robert Karl	SM2	1:04.283	2.478	84.004	12	Mazda Miata/White	BK Motorsports
8	#02	Pratt Tanner	SM2	1:06.332	4.527	81.409	11	Mazda Miata/white,	Thanks Dad Racing
9	14	Keith Knickerbocker	SM2	1:06.948	5.143	80.660	11	Mazda Miata/black	Knickerbocker by D
10	24	Katie Day	SM2	1:07.146	5.341	80.422	8	Mazda Miata/Black,	DayDesign
11	81	Nick Gregory	SSM	1:07.393	5.588	80.127	11	Mazda Miata/red/w	Central Diligence G
12	3	K. Paul Capel	SM2	1:07.478	5.673	80.026	11	Mazda Miata/blue/)	P & D Chassis ltd
13	33	Rebecca Harvey	SM2	1:08.222	6.417	79.153	4	Mazda Miata/Blue	Road Rebels
14	#00	Kurt Schmid	SM2	1:08.440	6.635	78.901	4	Mazda Miata/Blue.f	

Joshua Underwood, Chief of Timing & Scoring

Orbits

Dave Faita, Chief Steward / Butch O'Connor, Chairman SOM

www.mylaps.com
Licensed to: NER, SCCA



New England Region NERRC Paddock Crawl Divisional Qualifying Result



NERRC Paddock Crawl Divisional

Grp 8 - SSM,SM2,STU

Lime Rock Classic 1.500 miles

Qual

6/16/2017 12:20 PM

Qualifying started at 12:48:06

(6) Michael Mineo-Nardacci			2	1:04.124	+1.222	5	1:11.304	+4.356	11	1:11.910	+3.688
1	1:02.894	+1.089	p3	1:17.261	+14.359	6	1:08.796	+1.848	12	1:10.110	+1.888
2	1:02.000	+0.195	4	1:12.489	+9.587	7	1:08.768	+1.820	13	1:09.684	+1.462
3	1:02.183	+0.378	5	1:02.902		8	1:08.629	+1.681	(#00) Kurt Schmid		
4	1:01.830	+0.025	6	1:03.035	+0.133	9	1:09.051	+2.103	1	1:13.390	+4.950
5	1:02.082	+0.277	7	1:04.990	+2.088	10	1:10.163	+3.215	2	1:09.600	+1.160
6	1:01.805		8	1:03.761	+0.859	11	1:06.948		3	1:08.700	+0.260
7	1:04.348	+2.543	9	1:03.800	+0.898	12	1:08.622	+1.674	4	1:08.440	
8	2:29.675	+1:27.870	10	1:06.581	+3.679	13	1:07.385	+0.437	5	1:09.716	+1.276
9	1:01.912	+0.107	11	2:30.050	+1:27.148	(24) Katie Day			6	1:10.240	+1.800
(26) Stuart Hawkins			(84) Darren Berger			1	1:14.582	+7.436	7	1:12.210	+3.770
1	1:04.888	+2.446	1	1:04.572	+1.257	2	1:10.436	+3.290	8	1:11.414	+2.974
2	1:03.341	+0.899	2	1:04.046	+0.731	3	1:10.596	+3.450	9	1:11.248	+2.808
3	1:03.258	+0.816	3	1:03.543	+0.228	4	1:10.017	+2.871	10	1:12.810	+4.370
4	1:03.415	+0.973	4	1:03.315		5	1:09.760	+2.614	11	1:10.481	+2.041
5	1:03.128	+0.686	5	1:03.537	+0.222	6	5:22.453	+4:15.307	12	1:10.756	+2.316
6	1:02.947	+0.505	6	1:03.730	+0.415	7	1:07.394	+0.248	(81) Nick Gregory		
7	1:04.760	+2.318	7	1:04.370	+1.055	8	1:07.146		1	1:10.133	+2.740
8	1:07.958	+5.516	8	1:03.993	+0.678	9	1:07.394	+0.248	2	1:09.120	+1.727
9	1:04.455	+2.013	9	1:03.716	+0.401	(3) K. Paul Capel			3	1:08.542	+1.149
10	1:02.442		10	1:04.078	+0.763	4	1:07.549	+0.156	4	1:07.959	+0.481
11	1:04.015	+1.573	11	1:04.118	+0.803	5	1:11.298	+3.905	5	1:09.982	+2.504
12	1:14.693	+12.251	12	1:06.793	+3.478	6	1:09.080	+1.687	6	1:09.189	+1.711
13	1:04.263	+1.821	13	1:03.838	+0.523	7	1:08.359	+0.966	7	1:08.534	+1.056
14	1:04.120	+1.678	14	1:05.158	+1.843	8	1:08.404	+1.011	8	1:08.502	+1.024
(#08) Robert Karl Jr.			(20) Robert Karl			9	1:08.972	+1.579	9	1:08.630	+1.152
1	1:04.823	+2.177	1	1:06.745	+2.462	10	1:07.823	+0.430	10	1:08.952	+1.474
2	1:03.682	+1.036	2	1:06.237	+1.954	11	1:07.393		11	1:07.478	
3	1:03.400	+0.754	3	1:06.073	+1.790	12	1:08.533	+1.140	12	1:08.410	+0.932
4	1:03.213	+0.567	4	1:06.172	+1.889	13	1:07.712	+0.319	13	1:09.245	+1.767
5	1:02.906	+0.260	5	1:05.969	+1.686	(33) Rebecca Harvey			1	1:10.366	+2.144
6	1:02.646		6	1:05.460	+1.177	1	1:09.245	+1.767	2	1:08.203	+0.725
7	1:03.028	+0.382	7	1:05.169	+0.886	2	1:08.203	+0.725	3	1:07.553	+0.075
8	1:04.984	+2.338	8	1:04.951	+0.668	3	1:07.553	+0.075	4	1:07.959	+0.481
9	1:03.429	+0.783	9	1:04.613	+0.330	4	1:07.959	+0.481	5	1:09.982	+2.504
10	1:02.903	+0.257	10	1:04.927	+0.644	5	1:09.982	+2.504	6	1:09.189	+1.711
11	1:04.524	+1.878	11	1:04.417	+0.134	6	1:09.189	+1.711	7	1:08.534	+1.056
12	1:04.619	+1.973	12	1:04.283		7	1:08.534	+1.056	8	1:08.502	+1.024
13	1:03.296	+0.650	13	1:04.306	+0.023	8	1:08.502	+1.024	9	1:08.630	+1.152
14	1:03.353	+0.707	(#02) Pratt Tanner			9	1:08.630	+1.152	10	1:08.952	+1.474
(52) Donald W Duman			1	1:12.014	+5.682	10	1:08.410	+0.932	11	1:07.478	
1	1:05.355	+2.665	2	1:08.081	+1.749	11	1:07.712	+0.319	12	1:08.410	+0.932
2	1:03.843	+1.153	3	1:09.570	+3.238	12	1:08.533	+1.140	13	1:07.712	+0.319
3	1:03.835	+1.145	4	1:07.280	+0.948	(3) K. Paul Capel			1	1:09.245	+1.767
4	1:03.320	+0.630	5	1:06.851	+0.519	1	1:09.245	+1.767	2	1:08.203	+0.725
5	1:03.225	+0.535	6	1:08.099	+1.767	2	1:08.203	+0.725	3	1:07.553	+0.075
6	1:02.690		7	1:08.004	+1.672	3	1:07.553	+0.075	4	1:07.959	+0.481
7	1:02.796	+0.106	8	1:07.860	+1.528	4	1:07.959	+0.481	5	1:09.982	+2.504
8	1:03.705	+1.015	9	1:08.502	+2.170	5	1:09.982	+2.504	6	1:09.189	+1.711
9	1:03.694	+1.004	10	1:07.061	+0.729	6	1:09.189	+1.711	7	1:08.534	+1.056
10	1:02.895	+0.205	11	1:06.332		7	1:08.534	+1.056	8	1:08.502	+1.024
11	1:09.467	+6.777	12	1:06.453	+0.121	8	1:08.502	+1.024	9	1:08.630	+1.152
12	1:04.502	+1.812	13	1:07.028	+0.696	9	1:08.630	+1.152	10	1:08.952	+1.474
13	1:04.199	+1.509	(14) Keith Knickerbocker			10	1:08.952	+1.474	11	1:07.478	
14	1:03.140	+0.450	1	1:10.434	+3.486	11	1:08.410	+0.932	12	1:08.410	+0.932
(68) Brian Reilly			2	1:08.141	+1.193	12	1:08.410	+0.932	13	1:09.245	+1.767
1	1:08.692	+5.790	3	1:08.409	+1.461	13	1:09.245	+1.767	(33) Rebecca Harvey		
			4	1:08.895	+1.947	1	1:10.366	+2.144	1	1:10.366	+2.144
						2	1:08.510	+0.288	2	1:08.510	+0.288
						3	1:08.485	+0.263	3	1:08.485	+0.263
						4	1:08.222		4	1:08.222	
						5	1:11.359	+3.137	5	1:11.359	+3.137
						6	1:09.341	+1.119	6	1:09.341	+1.119
						7	1:09.601	+1.379	7	1:09.601	+1.379
						8	1:08.557	+0.335	8	1:08.557	+0.335
						9	1:08.365	+0.143	9	1:08.365	+0.143
						10	1:11.008	+2.786	10	1:11.008	+2.786

Joshua Underwood, Chief of Timing & Scoring

Dave Faita, Chief Steward / Butch O'Connor, Chairman SOM

Joshua Underwood

www.mylaps.com
Licensed to: NER, SCCA



**New England Region
NERRC Paddock Crawl Divisional
Qualifying Sprint Result**



NERRC Paddock Crawl Divisional

Sorted on Laps

Grp 1 - SRF,SPU,SRF3,EVSR

Lime Rock Classic 1.500 miles

Qual Sprint

6/16/2017 01:00 PM

Race (15:00 or 12 Laps) started at 14:10:41

Pos	No.	Name	Class	Laps	Diff	Total Tm	Best Tm	Make-Model	Sponsor
1	12	Steve Introne	SRF3	12		14:46.647	1:12.832	SCCA Enterpri:	IntroneCom.com Black
2	22	Lee McNeish	SRF3	12	1.538	14:48.185	1:12.138	SCCA SRF 3/R	
3	26	Chris Brassard	SRF	12	13.753	15:00.400	1:12.854	Ford Spec Rac	Ten Eyck Group Insura
4	36	Kevin Treffeisen	SRF3	12	14.340	15:00.987	1:12.978	Ford SRF3/Gre	A. Treffeisen & Sons L
5	72	Federico Burgos	SRF3	12	17.686	15:04.333	1:13.109	SCCA ENTERP	BOGUS ENTERPRISES
6	98	J P DeVillars	SRF3	12	17.708	15:04.355	1:12.668	SCCA Enterpri:	BlueWave Racing
7	35	Richard Wiehl	SRF3	12	43.042	15:29.689	1:13.656	SCCA Enterpri:	CITGO
8	8	Jonathan Emms	SRF3	12	43.054	15:29.701	1:11.631	SCCA Enterpri:	Clockwork Orange Raci
9	94	Mike Feno	SRF3	12	44.342	15:30.989	1:14.383	Spec Racer Fo	Euro-Tire
10	13	Carl Warren	SRF	12	1:01.925	15:48.572	1:16.513	Spec Racer Fo	KML Racing
11	29	Josh Treffeisen	SRF3	12	1:02.376	15:49.023	1:14.173	Ford Spec Rac	A .Treffeisen & Sons LL
12	42	John Bertolini	SRF3	12	1:13.411	16:00.058	1:17.546	SCCA Enterpri:	
13	20	Steve Owens	SRF3	12	1:17.419	16:04.066	1:18.732	SCCA SRF/Yell	Finish Line Product Dev
14	#03	Gary Vizioli	SRF	11	1 Lap	14:51.648	1:16.526	SCCA Enterpri:	Professional Auto Verr
15	4	Scott James	SRF	11	1 Lap	14:53.300	1:16.068	SCCA Enterpri:	Chicane Racing/Motion
16	85	Chris Andrews	SRF	11	1 Lap	14:53.741	1:15.933	SCCA Enterpri:	
17	#04	Mark Peyser	SRF	11	1 Lap	14:54.323	1:15.254	Spec Racer Fo	Schick
18	31	Leslie Kurz	SRF	11	1 Lap	15:00.279	1:17.664	Spec Racer Fo	
19	55	Andrew Bairley	SRF	11	1 Lap	15:23.194	1:19.205	SCCA Enterpri:	
20	66	John Steinmetz	SRF	10	2 Laps	15:01.076	1:13.216	Ford SRF2/wh	
21	27	Steven Nelson	SRF	7	5 Laps	10:21.375	1:14.784	SCCA Enterpri:	My Three Sons Racing
22	17	Don Kahn	SRF	5	7 Laps	7:51.647	1:18.674	SCCA Enterpri:	
23	37	Abhi Ghatak	SRF	3	9 Laps	4:37.691	1:24.855	SCCA Enterpri:	Motion Dynamics
24	10	Doug Garrison	SRF3	2	10 Laps	3:03.705	1:21.981	SCCA Enterpri:	Garrison Motorsports
25	69	Mark Saviet	SRF	1	11 Laps	2:05.880	2:01.398	Spec Racer Fo	DADDYLUBE - 'Service
26	97	Jeffrey Swann	SRF3	1	11 Laps	2:27.502		SCCA Enterpri:	powered by Mobility
27	73	Bob Devol	SRF3		12 Laps	11.153		Spec Racer Fo	Bob Devol Communical

Announcements

Time Prov 1427 Time Final 1457

Margin of Victory	Avg. Speed	Best Lap Tm	Best Speed	Best Lap by
1.538	73.084	1:11.631	75.386	8 - Jonathan Emms

Joshua Underwood, Chief of Timing & Scoring


Orbits

Dave Faita, Chief Steward / Butch O'Connor, Chairman SOM

www.mylaps.com
Licensed to: NER, SCCA



**New England Region
NERRC Paddock Crawl Divisional
Qualifying Sprint Result**



NERRC Paddock Crawl Divisional

Sorted on Laps

Grp 1 - SRF,SPU,SRF3,EVSR

Lime Rock Classic 1.500 miles

Qual Sprint

6/16/2017 01:00 PM

Race (15:00 or 12 Laps) started at 14:10:41

Pos	No.	Name	Class	Laps	Diff	Total Tm	Best Tm	Make-Model	Sponsor
SRF									
1	26	Chris Brassard	SRF	12		15:00.400	1:12.854	Ford Spec Rac	Ten Eyck Group Insura
2	13	Carl Warren	SRF	12	48.172	15:48.572	1:16.513	Spec Racer Fo	KML Racing
3	#03	Gary Vizioli	SRF	11	1 Lap	14:51.648	1:16.526	SCCA Enterpri:	Professional Auto Verr
4	4	Scott James	SRF	11	1 Lap	14:53.300	1:16.068	SCCA Enterpri:	Chicane Racing/Motion
5	85	Chris Andrews	SRF	11	1 Lap	14:53.741	1:15.933	SCCA Enterpri:	
6	#04	Mark Peyser	SRF	11	1 Lap	14:54.323	1:15.254	Spec Racer Fo	Schick
7	31	Leslie Kurz	SRF	11	1 Lap	15:00.279	1:17.664	Spec Racer Fo	
8	55	Andrew Bairley	SRF	11	1 Lap	15:23.194	1:19.205	SCCA Enterpri:	
9	66	John Steinmetz	SRF	10	2 Laps	15:01.076	1:13.216	Ford SRF2/wh	
10	27	Steven Nelson	SRF	7	5 Laps	10:21.375	1:14.784	SCCA Enterpri:	My Three Sons Racing
11	17	Don Kahn	SRF	5	7 Laps	7:51.647	1:18.674	SCCA Enterpri:	
12	37	Abhi Ghatak	SRF	3	9 Laps	4:37.691	1:24.855	SCCA Enterpri:	Motion Dynamics
13	69	Mark Saviet	SRF	1	11 Laps	2:05.880	2:01.398	Spec Racer Fo	DADDYLUBE - 'Service
SRF3									
1	12	Steve Introne	SRF3	12		14:46.647	1:12.832	SCCA Enterpri:	IntroneCom.com Black
2	22	Lee McNeish	SRF3	12	1.538	14:48.185	1:12.138	SCCA SRF 3/R	
3	36	Kevin Treffeisen	SRF3	12	14.340	15:00.987	1:12.978	Ford SRF3/Gre	A. Treffeisen & Sons L
4	72	Federico Burgos	SRF3	12	17.686	15:04.333	1:13.109	SCCA ENTERP	BOGUS ENTERPRISES
5	98	J P DeVillars	SRF3	12	17.708	15:04.355	1:12.668	SCCA Enterpri:	BlueWave Racing
6	35	Richard Wiehl	SRF3	12	43.042	15:29.689	1:13.656	SCCA Enterpri:	CITGO
7	8	Jonathan Emms	SRF3	12	43.054	15:29.701	1:11.631	SCCA Enterpri:	Clockwork Orange Raci
8	94	Mike Feno	SRF3	12	44.342	15:30.989	1:14.383	Spec Racer Fo	Euro-Tire
9	29	Josh Treffeisen	SRF3	12	1:02.376	15:49.023	1:14.173	Ford Spec Rac	A .Treffeisen & Sons LL
10	42	John Bertolini	SRF3	12	1:13.411	16:00.058	1:17.546	SCCA Enterpri:	
11	20	Steve Owens	SRF3	12	1:17.419	16:04.066	1:18.732	SCCA SRF/Yell	Finish Line Product Dev
12	10	Doug Garrison	SRF3	2	10 Laps	3:03.705	1:21.981	SCCA Enterpri:	Garrison Motorsports
13	97	Jeffrey Swann	SRF3	1	11 Laps	2:27.502		SCCA Enterpri:	powered by Mobility
14	73	Bob Devol	SRF3	12	12 Laps	11.153		Spec Racer Fo	Bob Devol Communical

Announcements

Time Prov 1427 Time Final 1457

Margin of Victory	Avg. Speed	Best Lap Tm	Best Speed	Best Lap by
1.538	73.084	1:11.631	75.386	8 - Jonathan Emms

Joshua Underwood, Chief of Timing & Scoring

Orbits

Dave Faita, Chief Steward / Butch O'Connor, Chairman SOM

www.mylaps.com
Licensed to: NER, SCCA

NERRC Paddock Crawl Divisional

Lapchart


Grp 1 - SRF,SPU,SRF3,EVSR

Lime Rock Classic 1.500 miles

Qual Sprint

6/16/2017 01:00 PM

Race (15:00 or 12 Laps) started at 14:10:41



Competitors	Laps												
	0	1	2	3	4	5	6	7	8	9	10	11	12
Lee McNeish (22)	1	22	12	12	12	12	12	12	12	12	12	12	12
Steve Introne (12)	2	12	22	22	22	22	22	22	22	22	22	22	22
Kevin Treffeisen (36)	3	36	35	35	36	36	36	36	36	36	36	36	26
Richard Wiehl (35)	4	35	36	36	26	26	26	26	26	26	26	26	36
Doug Garrison (10)	5	10	72	26	72	72	72	72	72	72	72	72	72
Federico Burgos (72)	6	72	29	72	8	8	98	98	98	98	98	98	98
Steve Owens (20)	7	20	20	8	98	98	94	94	94	35	35	35	35
John Bertolini (42)	8	42	26	20	20	20	35	35	94	94	94	94	8
Jonathan Emms (8)	9	8	10	98	94	94	27	27	13	29	8	8	94
Mike Feno (94)	10	94	8	94	13	27	35	13	29	8	29	13	13
John Steinmetz (66)	11	66	98	13	27	13	13	20	8	13	13	29	29
Chris Brassard (26)	12	26	13	27	35	35	42	42	20	20	20	42	42
Steven Nelson (27)	13	27	94	17	17	17	29	29	42	42	42	20	20
Jeffrey Swann (97)	14	97	17	42	42	42	8	8	4	4	4	#03	#03
Don Kahn (17)	15	17	42	4	29	29	4	4	85	85	#03	4	4
Josh Treffeisen (29)	16	29	27	37	4	4	85	85	#03	#03	85	85	85
Mark Peyser (#04)	17	#04	37	29	85	85	#03	#03	31	31	#04	#04	#04
Scott James (4)	18	4	4	85	#03	#03	31	31	#04	#04	31	31	31
Carl Warren (13)	19	13	85	10	31	31	#04	#04	55	55	55	55	55
Chris Andrews (85)	20	85	#03	#03	#04	#04	55	55	27	66	66	66	66
Leslie Kurz (31)	21	31	31	31	55	55	17	66	66				
Mark Saviet (69)	22	69	55	#04	37	66	66						
Abhi Ghatak (37)	23	37	#04	55	66								
J P DeVillars (98)	24	98	69	66									
Gary Vizioli (#03)	25	#03	97										
Andrew Bairley (55)	26	55	66										
Bob Devol (73)	27	73											

Joshua Underwood, Chief of Timing & Scoring


Dave Faita, Chief Steward / Butch O'Connor, Chairman SOM

Orbits

www.mylaps.com
Licensed to: NER, SCCA



New England Region NERRC Paddock Crawl Divisional Qualifying Sprint Result



NERRC Paddock Crawl Divisional


Grp 1 - SRF,SPU,SRF3,EVSR

Lime Rock Classic 1.500 miles

Qual Sprint

6/16/2017 01:00 PM

Race (15:00 or 12 Laps) started at 14:10:41



<u>(12) Steve Introne</u>			5 1:16.814 +3.705	11 1:14.383	3 1:20.892 +4.366	<u>(55) Andrew Bairley</u>	
1 1:18.793 +5.961	6 1:14.798 +1.689	12 1:14.383	7 1:14.373 +1.264	12 1:14.383	4 1:21.279 +4.753	1 1:38.463 +19.258	
2 1:13.270 +0.438	8 1:14.550 +1.441		9 1:13.233 +0.124	<u>(13) Carl Warren</u>	5 1:21.099 +4.573	2 1:25.895 +6.690	
3 1:13.921 +1.089	10 1:13.654 +0.545		11 1:13.109	1 1:24.268 +7.755	6 1:17.153 +0.627	3 1:24.548 +5.343	
4 1:13.436 +0.604	12 1:13.536 +0.427		12 1:13.536 +0.427	2 1:18.437 +1.924	7 1:16.578 +0.052	4 1:21.202 +1.997	
5 1:13.428 +0.596	<u>(98) J P DeVillars</u>			3 1:19.042 +2.529	8 1:17.055 +0.529	5 1:20.292 +1.087	
6 1:13.527 +0.695	1 1:22.218 +9.550			4 1:19.262 +2.749	9 1:18.600 +2.074	6 1:20.914 +1.709	
7 1:12.864 +0.032	2 1:14.716 +2.048			5 1:20.176 +3.663	10 1:16.526	7 1:23.107 +3.902	
8 1:13.464 +0.632	3 1:15.200 +2.532			6 1:17.669 +1.156	11 1:16.614 +0.088	8 1:21.822 +2.617	
9 1:12.832	4 1:15.945 +3.277			7 1:17.767 +1.254	<u>(4) Scott James</u>	9 1:20.888 +1.683	
10 1:13.829 +0.997	5 1:15.232 +2.564			8 1:18.631 +2.118	1 1:34.084 +18.016	10 1:19.205	
11 1:13.813 +0.981	6 1:14.282 +1.614			9 1:17.815 +1.302	2 1:22.550 +6.482	11 1:19.523 +0.318	
12 1:13.353 +0.521	7 1:13.638 +0.970			10 1:18.331 +1.818	3 1:22.595 +6.527	<u>(66) John Steinmetz</u>	
<u>(22) Lee McNeish</u>	8 1:14.123 +1.455			11 1:17.029 +0.516	4 1:21.239 +5.171	1 3:54.477 +2:41.261	
1 1:19.129 +6.991	9 1:14.154 +1.486			12 1:16.513	5 1:20.854 +4.786	2 1:14.814 +1.598	
2 1:14.074 +1.936	10 1:13.807 +1.139			<u>(29) Josh Treffeisen</u>	6 1:18.815 +2.747	3 1:15.484 +2.268	
3 1:13.254 +1.116	11 1:12.870 +0.202			1 1:19.232 +5.059	7 1:17.875 +1.807	4 1:13.381 +0.165	
4 1:13.244 +1.106	<u>(35) Richard Wiehl</u>			2 1:40.544 +26.371	8 1:17.990 +1.922	5 1:13.369 +0.153	
5 1:13.529 +1.391	1 1:20.193 +6.537			3 1:18.310 +4.137	9 1:18.970 +2.902	6 1:13.235 +0.019	
6 1:13.522 +1.384	2 1:14.807 +1.151			4 1:15.027 +0.854	10 1:18.876 +2.808	7 1:13.248 +0.032	
7 1:14.549 +2.411	3 1:30.478 +16.822			5 1:15.946 +1.773	<u>(85) Chris Andrews</u>	8 1:13.720 +0.504	
8 1:13.105 +0.967	4 1:18.633 +4.977			6 1:16.031 +1.858	1 1:35.926 +19.993	9 1:13.216	
9 1:12.138	5 1:19.142 +5.486			7 1:15.587 +1.414	2 1:23.110 +7.177	10 1:14.371 +1.155	
10 1:15.264 +3.126	6 1:16.219 +2.563			8 1:14.881 +0.708	3 1:23.276 +7.343	<u>(27) Steven Nelson</u>	
11 1:13.352 +1.214	7 1:15.398 +1.742			9 1:14.173	4 1:21.124 +5.191	1 1:30.617 +15.833	
12 1:13.025 +0.887	8 1:16.262 +2.606			10 1:23.738 +9.565	5 1:20.581 +4.648	2 1:14.784	
<u>(26) Chris Brassard</u>	9 1:15.388 +1.732			11 1:16.305 +2.132	6 1:17.307 +1.374	3 1:18.032 +3.248	
1 1:20.350 +7.496	10 1:14.634 +0.978			12 1:16.124 +1.951	7 1:16.918 +0.985	4 1:18.230 +3.446	
2 1:15.289 +2.435	11 1:13.656			<u>(42) John Bertolini</u>	8 1:17.635 +1.702	5 1:19.579 +4.795	
3 1:16.464 +3.610	12 1:14.346 +0.690			1 1:31.269 +13.723	9 1:20.118 +4.185	6 1:16.797 +2.013	
4 1:15.671 +2.817	<u>(8) Jonathan Emms</u>			2 1:19.695 +2.149	10 1:17.901 +1.968	p7 2:21.145 +1:06.361	
5 1:14.541 +1.687	1 1:23.174 +11.543			3 1:20.087 +2.541	<u>(#04) Mark Peyser</u>	<u>(17) Don Kahn</u>	
6 1:13.944 +1.090	2 1:16.042 +4.411			4 1:18.233 +0.687	1 1:44.244 +28.990	1 1:25.935 +7.261	
7 1:14.055 +1.201	3 1:13.650 +2.019			5 1:19.584 +2.038	2 1:24.098 +8.844	2 1:20.261 +1.587	
8 1:12.854	4 1:16.095 +4.464			6 1:17.984 +0.438	3 1:21.591 +6.337	3 1:18.674	
9 1:13.971 +1.117	5 1:45.389 +33.758			7 1:19.384 +1.838	4 1:20.832 +5.578	4 1:19.720 +1.046	
10 1:13.061 +0.207	6 1:13.119 +1.488			8 1:18.798 +1.252	5 1:18.414 +3.160	p5 2:24.090 +1:05.416	
11 1:14.178 +1.324	7 1:16.002 +4.371			9 1:19.653 +2.107	6 1:18.898 +3.644	<u>(37) Abhi Ghatak</u>	
12 1:13.973 +1.119	8 1:13.684 +2.053			10 1:19.076 +1.530	7 1:17.292 +2.038	1 1:31.783 +6.928	
<u>(36) Kevin Treffeisen</u>	9 1:12.296 +0.665			11 1:17.556 +0.010	8 1:16.770 +1.516	2 1:24.855	
1 1:21.404 +8.426	10 1:11.631			<u>(20) Steve Owens</u>	9 1:18.082 +2.828	p3 1:35.793 +10.938	
2 1:15.271 +2.293	11 1:14.136 +2.505			1 1:21.233 +2.501	10 1:15.693 +0.439	<u>(10) Doug Garrison</u>	
3 1:15.991 +3.013	12 1:12.951 +1.320			2 1:19.459 +0.727	11 1:15.254	1 1:21.981	
4 1:15.748 +2.770	<u>(94) Mike Feno</u>			3 1:20.250 +1.518	<u>(31) Leslie Kurz</u>	p2 1:40.671 +18.690	
5 1:14.323 +1.345	1 1:26.981 +12.598			4 1:21.044 +2.312	1 1:38.249 +20.585	<u>(69) Mark Saviet</u>	
6 1:14.393 +1.415	2 1:16.510 +2.127			5 1:19.704 +0.972	2 1:23.669 +6.005	1 2:01.398	
7 1:13.676 +0.698	3 1:19.198 +4.815			6 1:23.033 +4.301	3 1:21.528 +3.864	<u>(97) Jeffrey Swann</u>	
8 1:13.108 +0.130	4 1:18.909 +4.526			7 1:21.169 +2.437	4 1:22.194 +4.530	p1 2:25.226 -3:58:29.549	
9 1:13.999 +1.021	5 1:19.514 +5.131			8 1:18.732	5 1:20.666 +3.002		
10 1:12.978	6 1:15.739 +1.356			9 1:19.784 +1.052	6 1:18.023 +0.359		
11 1:14.023 +1.045	7 1:16.676 +2.293			10 1:18.863 +0.131	7 1:17.838 +0.174		
12 1:15.691 +2.713	8 1:16.693 +2.310			11 1:19.878 +1.146	8 1:18.036 +0.372		
<u>(72) Federico Burgos</u>	9 1:15.814 +1.431			12 1:19.753 +1.021	9 1:20.119 +2.455		
1 1:20.849 +7.740	10 1:14.465 +0.082			<u>(#03) Gary Vizoli</u>	10 1:18.022 +0.358		
2 1:15.978 +2.869				1 1:35.230 +18.704	11 1:17.664		
3 1:16.277 +3.168				2 1:24.106 +7.580			
4 1:16.070 +2.961							

Joshua Underwood, Chief of Timing & Scoring

Orbits


Dave Faita, Chief Steward / Butch O'Connor, Chairman SOM

Joshua Underwood

www.mylaps.com
Licensed to: NER, SCCA



**New England Region
NERRC Paddock Crawl Divisional
Qualifying Sprint Result**



NERRC Paddock Crawl Divisional

Sorted on Laps

Grp 2 - SM,SM5,SMT,T3

Lime Rock Classic 1.500 miles

Qual Sprint

6/16/2017 01:20 PM

Race (15:00 or 12 Laps) started at 14:34:44

Pos	No.	Name	Class	Laps	Diff	Total Tm	Best Tm	Make-Model	Sponsor
1	23	Peter Ludwig	SM	12		14:33.648	1:10.701	Mazda MIATA/	AUTOWORKS UNLIMIT
2	18	Evan Karl	SM	12	2.814	14:36.462	1:11.425	Mazda Miata/v	BK Motorsports
3	80	Richard Astacio	SM	12	23.229	14:56.877	1:12.967	Mazda Spec M	Astacio Plumbing
4	#02	Pratt Tanner	SM	12	29.227	15:02.875	1:13.380	Mazda Miata/v	Thanks Dad Racing
5	95	Roni Dersovitz	SM	12	48.407	15:22.055	1:13.489	Mazda Miata/F	SAC Racing
6	50	Ralle Rookey	SM	12	1:04.361	15:38.009	1:15.338	Mazda Miata/F	Rossini Racing Product
7	42	Kurt Uzbay	SM	12	1:05.417	15:39.065	1:16.556	Mazda Spec M	Stifel Nicolaus & Co.
8	33	Rebecca Harvey	SM	11	1 Lap	14:56.644	1:19.792	Mazda Miata/E	Road Rebels
9	11	Richard Bennett	SM	11	1 Lap	15:20.951	1:18.019	Mazda Miata/F	
10	92	Cody Connelly	SM	11	1 Lap	15:20.952	1:22.477	Mazda Miata/E	Village auto works
11	8	Linda Lemelin	SM	11	1 Lap	15:40.420	1:15.700	Mazda Miata/c	Mazda
12	89	Raymond Kobs	SM	10	2 Laps	14:10.697	1:19.918	Mazda Miata/t	
13	15	Doug Fisher	SM	10	2 Laps	15:01.691	1:18.008	Mazda Miata/E	Father Daughter Racing
14	90	Ryan Duke	SM	10	2 Laps	15:31.268	1:19.846	Mazda Miata/E	
15	43	Wendy Cappola	SM	9	3 Laps	15:08.861	1:25.552	Mazda 1994 M	She Racing Flatout Mc
16	#00	Kurt Schmid	SM	8	4 Laps	15:00.631	1:20.703	Mazda Miata/E	
17	76	Alfred Candito	SM	7	5 Laps	15:57.350	1:16.659	Mazda Miata/v	

Not classified

DNS	118	Jonathan Goring	SM		DNS			Mazda Miata/v	Jonathan Goring Motor
-----	-----	-----------------	----	--	-----	--	--	---------------	-----------------------

Announcements

Time Prov 1451 Time Final 1533

Margin of Victory	Avg. Speed	Best Lap Tm	Best Speed	Best Lap by
2.814	74.172	1:10.701	76.378	23 - Peter Ludwig

Joshua Underwood, Chief of Timing & Scoring

Orbits

Dave Faita, Chief Steward / Butch O'Connor, Chairman SOM

www.mylaps.com
Licensed to: NER, SCCA

NERRC Paddock Crawl Divisional

Lapchart


Grp 2 - SM,SM5,SMT,T3

Lime Rock Classic 1.500 miles

Qual Sprint

6/16/2017 01:20 PM

Race (15:00 or 12 Laps) started at 14:34:44



Competitors	Laps												
	0	1	2	3	4	5	6	7	8	9	10	11	12
Evan Karl (18)	1	18	23	18	18	18	18	18	23	23	23	23	23
Peter Ludwig (23)	2	23	80	80	23	23	23	23	18	18	18	18	18
Richard Astacio (80)	3	80	18	23	80	80	80	80	80	80	80	80	80
Ralle Rookey (50)	4	50	50	50	50	#02	#02	#02	#02	#02	#02	#02	#02
Richard Bennett (11)	5	11	#02	#02	#02	50	50	50	50	95	95	95	95
Roni Dersovitz (95)	6	95	11	11	95	95	95	95	95	50	50	50	50
Kurt Uzbay (42)	7	42	95	95	11	42	42	42	42	42	42	42	42
Pratt Tanner (#02)	8	#02	42	42	42	11	11	11	11	11	11	33	33
Cody Connelly (92)	9	92	33	33	33	33	33	33	33	33	33	11	11
Rebecca Harvey (33)	10	33	92	92	92	92	92	92	92	92	92	92	92
Raymond Kobs (89)	11	89	89	89	89	89	89	89	89	89	89	89	8
Linda Lemelin (8)	12	8	8	8	8	8	8	8	8	8	8	8	8
Doug Fisher (15)	13	15	15	15	15	15	15	15	15	15	15	15	15
Kurt Schmid (#00)	14	#00	90	90	90	90	90	90	90	90	90	90	90
Wendy Cappola (43)	15	43	#00	#00	#00	#00	#00	43	43	43	43	43	43
Ryan Duke (90)	16	90	43	43	43	43	43	#00	#00	#00	#00	#00	#00
Alfred Candito (76)	17	76	76	76	76	76	76	76	76	76	76	76	76
-	18												



New England Region NERRC Paddock Crawl Divisional Qualifying Sprint Result



NERRC Paddock Crawl Divisional

Grp 2 - SM,SM5,SMT,T3

Lime Rock Classic 1.500 miles

Qual Sprint

6/16/2017 01:20 PM

Race (15:00 or 12 Laps) started at 14:34:44

<u>(23) Peter Ludwig</u>		
1	1:16.211	+5.510
2	1:16.692	+5.991
3	1:14.496	+3.795
4	1:13.288	+2.587
5	1:11.901	+1.200
6	1:10.986	+0.285
7	1:11.811	+1.110
8	1:11.329	+0.628
9	1:10.701	
10	1:12.466	+1.765
11	1:11.473	+0.772
12	1:12.139	+1.438

<u>(18) Evan Karl</u>		
1	1:17.974	+6.549
2	1:14.249	+2.824
3	1:13.304	+1.879
4	1:12.822	+1.397
5	1:12.145	+0.720
6	1:12.576	+1.151
7	1:11.885	+0.460
8	1:12.820	+1.395
9	1:11.425	
10	1:11.857	+0.432
11	1:12.376	+0.951
12	1:13.029	+1.604

<u>(80) Richard Astacio</u>		
1	1:17.403	+4.436
2	1:14.651	+1.684
3	1:15.329	+2.362
4	1:14.428	+1.461
5	1:14.858	+1.891
6	1:12.967	
7	1:14.772	+1.805
8	1:14.118	+1.151
9	1:13.281	+0.314
10	1:14.009	+1.042
11	1:13.983	+1.016
12	1:16.849	+3.882

<u>(#02) Pratt Tanner</u>		
1	1:19.648	+6.268
2	1:16.520	+3.140
3	1:14.004	+0.624
4	1:14.924	+1.544
5	1:15.824	+2.444
6	1:14.983	+1.603
7	1:13.687	+0.307
8	1:14.945	+1.565
9	1:13.556	+0.176
10	1:14.183	+0.803
11	1:13.380	
12	1:16.248	+2.868

<u>(95) Roni Dersovitz</u>		
1	1:21.801	+8.312
2	1:17.556	+4.067
3	1:17.030	+3.541
4	1:14.853	+1.364

5	1:14.131	+0.642
6	1:16.542	+3.053
7	1:19.112	+5.623
8	1:16.024	+2.535
9	1:13.489	
10	1:15.974	+2.485
11	1:14.546	+1.057
12	1:20.171	+6.682

<u>(50) Ralle Rookey</u>		
1	1:18.539	+3.201
2	1:15.980	+0.642
3	1:15.338	
4	1:16.613	+1.275
5	1:17.887	+2.549
6	1:17.457	+2.119
7	1:19.122	+3.784
8	1:19.756	+4.418
9	1:17.832	+2.494
10	1:18.927	+3.589
11	1:19.807	+4.469
12	1:20.426	+5.088

<u>(42) Kurt Uzbay</u>		
1	1:22.869	+6.313
2	1:18.717	+2.161
3	1:16.580	+0.024
4	1:17.537	+0.981
5	1:17.864	+1.308
6	1:16.807	+0.251
7	1:19.322	+2.766
8	1:16.556	
9	1:16.651	+0.095
10	1:17.188	+0.632
11	1:18.434	+1.878
12	1:19.610	+3.054

<u>(33) Rebecca Harvey</u>		
1	1:24.071	+4.279
2	1:21.246	+1.454
3	1:20.071	+0.279
4	1:20.638	+0.846
5	1:20.049	+0.257
6	1:19.792	
7	1:20.975	+1.183
8	1:21.042	+1.250
9	1:21.848	+2.056
10	1:23.961	+4.169
11	1:21.553	+1.761

<u>(11) Richard Bennett</u>		
1	1:21.274	+3.255
2	1:18.019	
3	1:18.144	+0.125
4	1:19.039	+1.020
5	1:21.512	+3.493
6	1:21.161	+3.142
7	1:23.887	+5.868
8	1:21.548	+3.529
9	1:22.583	+4.564
10	1:27.950	+9.931
p11	1:45.322	+27.303

<u>(92) Cody Connelly</u>		
1	1:25.799	+3.322
2	1:24.794	+2.317
3	1:23.912	+1.435
4	1:23.906	+1.429
5	1:22.630	+0.153
6	1:22.767	+0.290
7	1:22.477	
8	1:22.914	+0.437
9	1:22.962	+0.485
10	1:23.254	+0.777
11	1:24.139	+1.662

<u>(8) Linda Lemelin</u>		
1	1:20.075	+4.375
2	1:18.706	+3.006
3	1:18.941	+3.241
4	1:18.147	+2.447
5	1:17.206	+1.506
6	1:17.793	+2.093
7	1:16.642	+0.942
8	1:16.074	+0.374
9	1:15.717	+0.017
10	1:15.700	
11	1:16.817	+1.117

<u>(89) Raymond Kobs</u>		
1	1:39.229	+19.311
2	1:26.571	+6.653
3	1:22.716	+2.798
4	1:22.695	+2.777
5	1:21.872	+1.954
6	1:25.795	+5.877
7	1:20.095	+0.177
8	1:20.016	+0.098
9	1:20.906	+0.988
10	1:19.918	

<u>(15) Doug Fisher</u>		
1	1:25.430	+7.422
2	1:20.836	+2.828
3	1:19.280	+1.272
4	1:19.933	+1.925
5	1:18.897	+0.889
6	1:19.289	+1.281
7	1:21.006	+2.998
8	1:18.008	
9	1:19.320	+1.312
10	1:22.889	+4.881

<u>(90) Ryan Duke</u>		
1	1:25.703	+5.857
2	1:22.159	+2.313
3	1:22.213	+2.367
4	1:21.806	+1.960
5	1:22.632	+2.786
6	1:24.497	+4.651
7	1:20.400	+0.554
8	1:20.755	+0.909
9	1:19.846	
10	1:22.074	+2.228

<u>(43) Wendy Cappola</u>		
1	1:34.292	+8.740
2	1:28.902	+3.350
3	1:30.137	+4.585
4	1:28.079	+2.527
5	1:27.149	+1.597
6	1:25.552	
7	1:27.233	+1.681
8	1:28.156	+2.604
9	1:30.608	+5.056

<u>(#00) Kurt Schmid</u>		
1	1:29.363	+8.660
2	1:20.703	
3	1:22.572	+1.869
4	1:22.458	+1.755
p5	1:41.548	+20.845
p6	3:02.111	+1:41.408
7	1:31.629	+10.926
8	1:22.159	+1.456

<u>(76) Alfred Candito</u>		
1	1:20.747	+4.088
2	1:20.402	+3.743
3	1:19.601	+2.942
4	1:16.675	+0.016
5	1:16.659	
6	1:19.196	+2.537
7	1:24.291	+7.632

Joshua Underwood, Chief of Timing & Scoring

Dave Faita, Chief Steward / Butch O'Connor, Chairman SOM

Joshua Underwood

www.mylaps.com
Licensed to: NER, SCCA



**New England Region
NERRC Paddock Crawl Divisional
Qualifying Sprint Result**



NERRC Paddock Crawl Divisional

Sorted on Laps

Grp 3 - GT1-2-3,AS,ITE,T1-2,SPO

Lime Rock Classic 1.500 miles

Qual Sprint

6/16/2017 01:40 PM

Race (15:00 or 12 Laps) started at 15:05:10

Pos	No.	Name	Class	Laps	Diff	Total Tm	Best Tm	Make-Model	Sponsor
1	87	Joe Nolette	T1	12		16:06.284	1:11.886	BMW M3/Blue	
2	153	Stephen Tise	T1	12	20.310	16:26.594	1:16.421	Ford Mustang	Direct Tire and Larin A
3	53	Doug Brown	GT2	12	21.846	16:28.130	1:16.227	BMW 325is/Bl	
4	59	Michael Goulde	ITE	12	41.591	16:47.875	1:18.142	BMW 328is/Bl	
5	124	Bennie Bish	ITE	11	1 Lap	16:13.435	1:21.642	Pontiac firebir	Bayside Appraisals
6	94	Chris Thompson	AS	7	5 Laps	17:39.540	1:32.623	Chevrolet Carr	Mostly Motorsports Aut
7	36	James Candelaria	T1	5	7 Laps	7:51.404	1:20.080	Chevrolet Cor	WhipTail
8	28	James B. Ray III	ITE	2	10 Laps	4:02.997	2:04.331	Ford Mustang	
9	29	Peter Kulka	T2	2	10 Laps	5:52.670	1:43.782	Chevrolet Z06,	
10	13	Walter Markes	ITE		12 Laps	19.609		BMW M3/Whit	Peppaspeed Racing
11	6	Douglas Valley	GT1		12 Laps	3:17.023		Ford Mustang	Catag Motorsports

Not classified

DNS	75	Jim Scott	GT2		DNS			Porsche 911/w	
DNS	19	Luiz Serva	ITE		DNS			BMW M3/Gree	Prysmalending Group
DNS	22	Chuck Fernandez	ITE		DNS			Ford Mustang/	Drive4COPD
DNS	66	Skip Day	GT2		DNS			Porsche 911 S	DayDesign
DNS	10	Chip Williams	T2		DNS			Nissan 350z/B	
DNS	15	Robby Smolinski Jr.	ITE		DNS			Chevrolet Cor	R.M.S. Racing
DNS	51	Zachary Slater	ITE		DNS			Porsche 944 t	
DNS	48	Duncan Milne	AS		DNS			Ford Mustang/	na
DNS	80	Maurizio Cerasoli	GT2		DNS			Porsche 944 T	MCRacing

Announcements

Time Prov 1523 Time Final 1553

Margin of Victory	Avg. Speed	Best Lap Tm	Best Speed	Best Lap by
20.310	67.061	1:11.886	75.119	87 - Joe Nolette

Joshua Underwood, Chief of Timing & Scoring

Orbits

Dave Faita, Chief Steward / Butch O'Connor, Chairman SOM

www.mylaps.com
Licensed to: NER, SCCA



**New England Region
NERRC Paddock Crawl Divisional
Qualifying Sprint Result**



NERRC Paddock Crawl Divisional

Sorted on Laps

Grp 3 - GT1-2-3,AS,ITE,T1-2,SPO

Lime Rock Classic 1.500 miles

Qual Sprint

6/16/2017 01:40 PM

Race (15:00 or 12 Laps) started at 15:05:10

Pos	No.	Name	Class	Laps	Diff	Total Tm	Best Tm	Make-Model	Sponsor
AS									
1	94	Chris Thompson	AS	7		17:39.540	1:32.623	Chevrolet Carr	Mostly Motorsports Aut
Not classified									
DNS	48	Duncan Milne	AS		DNS			Ford Mustang/	na
GT1									
1	6	Douglas Valley	GT1			3:17.023		Ford Mustang	Catang Motorsports
GT2									
1	53	Doug Brown	GT2	12		16:28.130	1:16.227	BMW 325is/Bl	
Not classified									
DNS	75	Jim Scott	GT2		DNS			Porsche 911/v	
DNS	66	Skip Day	GT2		DNS			Porsche 911 S	DayDesign
DNS	80	Maurizio Cerasoli	GT2		DNS			Porsche 944 T	MCRacing
ITE									
1	59	Michael Goulde	ITE	12		16:47.875	1:18.142	BMW 328is/Bl	
2	124	Bennie Bish	ITE	11	1 Lap	16:13.435	1:21.642	Pontiac firebir	Bayside Appraisals
3	28	James B. Ray III	ITE	2	10 Laps	4:02.997	2:04.331	Ford Mustang	
4	13	Walter Markes	ITE		12 Laps	19.609		BMW M3/Whit	Peppaspeed Racing
Not classified									
DNS	19	Luiz Serva	ITE		DNS			BMW M3/Gree	Prysmalending Group
DNS	22	Chuck Fernandez	ITE		DNS			Ford Mustang/	Drive4COPD
DNS	15	Robby Smolinski Jr.	ITE		DNS			Chevrolet Cor	R.M.S. Racing
DNS	51	Zachary Slater	ITE		DNS			Porsche 944 t	
T1									
1	87	Joe Nolette	T1	12		16:06.284	1:11.886	BMW M3/Blue	
2	153	Stephen Tise	T1	12	20.310	16:26.594	1:16.421	Ford Mustang	Direct Tire and Larin Ai

Announcements

Time Prov 1523 Time Final 1553

Margin of Victory	Avg. Speed	Best Lap Tm	Best Speed	Best Lap by
20.310	67.061	1:11.886	75.119	87 - Joe Nolette

Joshua Underwood, Chief of Timing & Scoring

Orbits


Dave Faita, Chief Steward / Butch O'Connor, Chairman SOM

www.mylaps.com

Licensed to: NER, SCCA



**New England Region
NERRC Paddock Crawl Divisional
Qualifying Sprint Result**



NERRC Paddock Crawl Divisional

Sorted on Laps

Grp 3 - GT1-2-3,AS,ITE,T1-2,SPO

Lime Rock Classic 1.500 miles

Qual Sprint

6/16/2017 01:40 PM

Race (15:00 or 12 Laps) started at 15:05:10

Pos	No.	Name	Class	Laps	Diff	Total Tm	Best Tm	Make-Model	Sponsor
3	36	James Candelaria	T1	5	7 Laps	7:51.404	1:20.080	Chevrolet Corv	WhipTail
T2									
1	29	Peter Kulka	T2	2		5:52.670	1:43.782	Chevrolet Z06,	
Not classified									
DNS	10	Chip Williams	T2		DNS			Nissan 350z/B	

Announcements

Time Prov 1523 Time Final 1553

Margin of Victory	Avg. Speed	Best Lap Tm	Best Speed	Best Lap by
20.310	67.061	1:11.886	75.119	87 - Joe Nolette

Joshua Underwood, Chief of Timing & Scoring

Orbits

Dave Faita, Chief Steward / Butch O'Connor, Chairman SOM

www.mylaps.com
Licensed to: NER, SCCA
Page 2/2

NERRC Paddock Crawl Divisional

Lapchart


Grp 3 - GT1-2-3,AS,ITE,T1-2,SPO

Lime Rock Classic 1.500 miles

Qual Sprint

6/16/2017 01:40 PM


Race (15:00 or 12 Laps) started at 15:05:10



Competitors	Laps												
	0	1	2	3	4	5	6	7	8	9	10	11	12
Joe Nolette (87)	1	87	87	87	87	87	87	87	87	87	87	87	87
Doug Brown (53)	2	53	153	153	153	153	153	153	153	153	153	153	153
Stephen Tise (153)	3	153	53	53	53	53	53	53	53	53	53	53	53
James Candelaria (36)	4	36	36	36	36	59	59	59	59	59	59	59	59
Michael Goulde (59)	5	59	59	59	59	36	124	124	124	124	124	124	124
Bennie Bish (124)	6	124	124	124	124	124	36	94	94				
James B. Ray III (28)	7	28	28	28	94	94	94						
Walter Markes (13)	8	13	29	29									
Chris Thompson (94)	9	94	94	94									
Peter Kulka (29)	10	29											
Douglas Valley (6)	11	6											
-	12												
-	13												
-	14												
-	15												
-	16												
-	17												
-	18												
-	19												
-	20												



New England Region
 NERRC Paddock Crawl Divisional
 Qualifying Sprint Result



NERRC Paddock Crawl Divisional

Grp 3 - GT1-2-3,AS,ITE,T1-2,SPO

Lime Rock Classic 1.500 miles

Qual Sprint

6/16/2017 01:40 PM

Race (15:00 or 12 Laps) started at 15:05:10

<u>(87) Joe Nolette</u>			5	1:23.496	+1.854
1	2:04.422	+52.536	6	1:24.493	+2.851
2	1:11.886		7	1:25.314	+3.672
3	1:14.037	+2.151	8	1:25.185	+3.543
4	1:16.925	+5.039	9	1:25.750	+4.108
5	1:21.718	+9.832	10	1:25.128	+3.486
6	1:18.259	+6.373	11	1:26.623	+4.981
7	1:17.754	+5.868	<u>(94) Chris Thompson</u>		
8	1:22.136	+10.250	p1	7:38.608	+6:05.985
9	1:15.103	+3.217	2	1:43.231	+10.608
10	1:12.937	+1.051	3	1:39.010	+6.387
11	1:14.331	+2.445	4	1:36.594	+3.971
12	1:16.776	+4.890	5	1:35.196	+2.573
<u>(153) Stephen Tise</u>			6	1:32.623	
1	2:04.080	+47.659	7	1:34.216	+1.593
2	1:17.250	+0.829	<u>(36) James Candelaria</u>		
3	1:17.290	+0.869	1	2:04.135	+44.055
4	1:17.381	+0.960	2	1:21.051	+0.971
5	1:17.162	+0.741	3	1:20.080	
6	1:18.491	+2.070	4	1:23.603	+3.523
7	1:19.066	+2.645	p5	1:40.052	+19.972
8	1:20.228	+3.807	<u>(28) James B. Ray III</u>		
9	1:19.859	+3.438	1	2:04.331	
10	1:16.421		p2	1:54.101	-10.230
11	1:18.622	+2.201	<u>(29) Peter Kulka</u>		
12	1:19.047	+2.626	1	1:43.782	
<u>(53) Doug Brown</u>			p2	1:54.183	+10.401
1	2:04.204	+47.977			
2	1:18.917	+2.690			
3	1:17.956	+1.729			
4	1:16.892	+0.665			
5	1:17.547	+1.320			
6	1:17.772	+1.545			
7	1:19.799	+3.572			
8	1:23.033	+6.806			
9	1:18.445	+2.218			
10	1:17.980	+1.753			
11	1:16.227				
12	1:17.747	+1.520			
<u>(59) Michael Goulde</u>					
1	2:04.626	+46.484			
2	1:21.929	+3.787			
3	1:18.736	+0.594			
4	1:20.764	+2.622			
5	1:21.063	+2.921			
6	1:20.439	+2.297			
7	1:20.681	+2.539			
8	1:18.949	+0.807			
9	1:20.169	+2.027			
10	1:18.142				
11	1:19.493	+1.351			
12	1:19.389	+1.247			
<u>(124) Bennie Bish</u>					
1	2:04.492	+42.850			
2	1:24.850	+3.208			
3	1:21.642				
4	1:22.098	+0.456			

Joshua Underwood, Chief of Timing & Scoring

Orbits

Dave Faita, Chief Steward / Butch O'Connor, Chairman SOM

Joshua Underwood

www.mylaps.com
 Licensed to: NER, SCCA



**New England Region
NERRC Paddock Crawl Divisional
Qualifying Sprint Result**



NERRC Paddock Crawl Divisional

Sorted on Laps

Grp 4 - ITB-R-S,T4,ITEZ

Lime Rock Classic 1.500 miles

Qual Sprint

6/16/2017 02:00 PM

Race (15:00 or 12 Laps) started at 15:31:52

Pos	No.	Name	Class	Laps	Diff	Total Tm	Best Tm	Make-Model	Sponsor
1	96	Theresa Conduct	ITR	12		14:05.470	1:07.864	Acura RSX Ty	
2	95	Kenneth Payson	T4	12	40.829	14:46.299	1:12.337	Mazda Miata/r	Hoosier Red Line Oil F
3	2	Nat Wentworth	ITB	12	1:08.093	15:13.563	1:14.252	Volkswagen G	Eriksson Industries
4	44	Joe Stadelmann	ITS	12	1:12.008	15:17.478	1:15.022	Porsche 944S/	
5	71	Andrew Wickline	ITS	11	1 Lap	14:12.767	1:15.795	Mazda Miata/F	Rosmar
6	17	Glenn Every	ITS	11	1 Lap	14:43.024	1:16.643	Mazda Miata/v	Rosmar
7	#03	Jon Over	ITB	11	1 Lap	15:01.910	1:19.760	Mini/white	
8	26	Ken Hubbard	ITR	10	2 Laps	11:47.547	1:07.948	BMW 325/Blk	Auto Technic
9	#09	Jim Bucci	T4	9	3 Laps	14:38.450	1:31.521	Honda Civic/Bl	Thanks Trish LYLOMH
10	31	Bill Spargo	ITR	6	6 Laps	7:43.706	1:15.740	Honda S2000/	Spargo Machine Produ

Not classified

DNS	27	Anthony Serra	ITR		DNS			BMW 328i/Blu	Autotechnic/Meccanic S
DNS	91	Peter A.J. Tonelli	ITEZ		DNS			Mazda Miata/y	Driven Performance / V
DNS	42	Kurt Uzbay	ITS		DNS			Mazda Spec M	Stifel Nicolaus & Co.
DNS	8	John Tures	T4		DNS			Ford Mustang/	Blue Lives Matter
DNS	117	Peter Tonelli II	ITS		DNS			Mazda Miata/F	Westboro Toyota
DNS	33	Greg Amy	ITEZ		DNS			Porsche 914/C	
DNS	39	Robert Nead	ITB		DNS			Volvo 142/Blue	Bad Motor Racing
DNS	76	Mark Wagner	ITB		DNS			Volkswagen gt	lbg racing/triplesclean.
DNS	68	Ron Munnerlyn	T4		DNS			Mazda MX5/Bl	Laticrete International

Announcements

Time Prov 1548 Time Final 1618

Margin of Victory	Avg. Speed	Best Lap Tm	Best Speed	Best Lap by
40.829	76.644	1:07.864	79.571	96 - Theresa Conduct

Joshua Underwood, Chief of Timing & Scoring

Orbits

Dave Faita, Chief Steward / Butch O'Connor, Chairman SOM

Joshua Underwood

www.mylaps.com
Licensed to: NER, SCCA



**New England Region
NERRC Paddock Crawl Divisional
Qualifying Sprint Result**



NERRC Paddock Crawl Divisional

Sorted on Laps

Grp 4 - ITB-R-S,T4,ITEZ

Lime Rock Classic 1.500 miles

Qual Sprint

6/16/2017 02:00 PM

Race (15:00 or 12 Laps) started at 15:31:52

Pos	No.	Name	Class	Laps	Diff	Total Tm	Best Tm	Make-Model	Sponsor
ITB									
1	2	Nat Wentworth	ITB	12		15:13.563	1:14.252	Volkswagen G	Eriksson Industries
2	#03	Jon Over	ITB	11	1 Lap	15:01.910	1:19.760	Mini/white	
Not classified									
DNS	39	Robert Nead	ITB		DNS			Volvo 142/Blu	Bad Motor Racing
DNS	76	Mark Wagner	ITB		DNS			Volkswagen gt	lbg racing/triplesclean.i
Not classified									
DNS	91	Peter A.J. Tonelli	ITEZ		DNS			Mazda Miata/Y	Driven Performance / V
DNS	33	Greg Amy	ITEZ		DNS			Porsche 914/C	
ITR									
1	96	Theresa Condict	ITR	12		14:05.470	1:07.864	Acura RSX Ty	
2	26	Ken Hubbard	ITR	10	2 Laps	11:47.547	1:07.948	BMW 325/Blk	Auto Technic
3	31	Bill Spargo	ITR	6	6 Laps	7:43.706	1:15.740	Honda S2000/	Spargo Machine Produ
Not classified									
DNS	27	Anthony Serra	ITR		DNS			BMW 328i/Blu	Autotechnic/Meccanic
ITS									
1	44	Joe Stadelmann	ITS	12		15:17.478	1:15.022	Porsche 944S/	
2	71	Andrew Wickline	ITS	11	1 Lap	14:12.767	1:15.795	Mazda Miata/F	Rosmar
3	17	Glenn Every	ITS	11	1 Lap	14:43.024	1:16.643	Mazda Miata/v	Rosmar
Not classified									
DNS	42	Kurt Uzbay	ITS		DNS			Mazda Spec M	Stifel Nicolaus & Co.
DNS	117	Peter Tonelli II	ITS		DNS			Mazda Miata/F	Westboro Toyota
T4									
1	95	Kenneth Payson	T4	12		14:46.299	1:12.337	Mazda Miata/r	Hoosier Red Line Oil F
2	#09	Jim Bucci	T4	9	3 Laps	14:38.450	1:31.521	Honda Civic/Bl	Thanks Trish LYLOMH

Announcements

Time Prov 1548 Time Final 1618

Margin of Victory	Avg. Speed	Best Lap Tm	Best Speed	Best Lap by
40.829	76.644	1:07.864	79.571	96 - Theresa Condict

Joshua Underwood, Chief of Timing & Scoring

Orbits

Dave Faita, Chief Steward / Butch O'Connor, Chairman SOM

www.mylaps.com

Licensed to: NER, SCCA



**New England Region
NERRC Paddock Crawl Divisional
Qualifying Sprint Result**



NERRC Paddock Crawl Divisional

Sorted on Laps

Grp 4 - ITB-R-S,T4,ITEZ

Lime Rock Classic 1.500 miles

Qual Sprint

6/16/2017 02:00 PM

Race (15:00 or 12 Laps) started at 15:31:52

Pos	No.	Name	Class	Laps	Diff	Total Tm	Best Tm	Make-Model	Sponsor
Not classified									
DNS	8	John Tures	T4		DNS			Ford Mustang/	Blue Lives Matter
DNS	68	Ron Munnerlyn	T4		DNS			Mazda MX5/BI	Laticrete International

Announcements
Time Prov 1548 Time Final 1618

Margin of Victory	Avg. Speed	Best Lap Tm	Best Speed	Best Lap by
40.829	76.644	1:07.864	79.571	96 - Theresa Conduct

Joshua Underwood, Chief of Timing & Scoring

Orbits

Dave Faita, Chief Steward / Butch O'Connor, Chairman SOM

www.mylaps.com
Licensed to: NER, SCCA
Page 2/2

NERRC Paddock Crawl Divisional

Lapchart


Grp 4 - ITB-R-S,T4,ITEZ

Lime Rock Classic 1.500 miles

Qual Sprint

6/16/2017 02:00 PM


Race (15:00 or 12 Laps) started at 15:31:52



Competitors	Laps												
	0	1	2	3	4	5	6	7	8	9	10	11	12
Theresa Condict (96)	1	96	96	96	96	96	96	96	96	96	96	96	96
Kenneth Payson (95)	2	95	26	26	26	26	26	26	26	26	26	95	95
Ken Hubbard (26)	3	26	95	95	95	95	95	95	95	95	95	2	2
Bill Spargo (31)	4	31	44	44	44	44	44	44	44	2	2	44	44
Joe Stadelmann (44)	5	44	31	31	31	31	31	2	2	44	44	71	
Nat Wentworth (2)	6	2	2	2	2	2	2	71	71	71	71	17	
Andrew Wickline (71)	7	71	71	71	71	71	71	17	17	17	17	#03	
Glenn Every (17)	8	17	#03	17	17	17	17	#03	#03	#03	#03	#03	
Jim Bucci (#09)	9	#09	17	#03	#03	#03	#03	#09	#09	#09			
Jon Over (#03)	10	#03	#09	#09	#09	#09	#09						
-	11												
-	12												
-	13												
-	14												
-	15												
-	16												
-	17												
-	18												
-	19												



New England Region
NERRC Paddock Crawl Divisional
Qualifying Sprint Result



NERRC Paddock Crawl Divisional

Grp 4 - ITB-R-S,T4,ITEZ

Lime Rock Classic 1.500 miles

Qual Sprint

6/16/2017 02:00 PM

Race (15:00 or 12 Laps) started at 15:31:52

(96) Theresa Condict	5	1:17.309	+1.514	5	1:15.801	+0.061	
1	1:16.304	+8.440	6	1:16.753	+0.958	6	1:15.740
2	1:12.667	+4.803	7	1:16.392	+0.597		
3	1:11.740	+3.876	8	1:16.917	+1.122		
4	1:11.897	+4.033	9	1:15.795			
5	1:09.407	+1.543	10	1:16.499	+0.704		
6	1:09.309	+1.445	11	1:16.369	+0.574		
7	1:08.973	+1.109					
8	1:10.239	+2.375	(17) Glenn Every				
9	1:07.977	+0.113	1	1:25.006	+8.363		
10	1:07.864		2	1:22.771	+6.128		
11	1:09.629	+1.765	3	1:19.792	+3.149		
12	1:09.464	+1.600	4	1:19.289	+2.646		
			5	1:18.325	+1.682		
(95) Kenneth Payson	6	1:20.741	+4.098	6	1:20.741	+4.098	
1	1:17.369	+5.032	7	1:19.410	+2.767		
2	1:14.786	+2.449	8	1:18.632	+1.989		
3	1:13.362	+1.025	9	1:16.643			
4	1:14.438	+2.101	10	1:19.346	+2.703		
5	1:13.340	+1.003	11	1:20.355	+3.712		
6	1:12.337						
7	1:12.754	+0.417	(#03) Jon Over				
8	1:13.099	+0.762	1	1:24.502	+4.742		
9	1:14.657	+2.320	2	1:25.097	+5.337		
10	1:12.718	+0.381	3	1:20.710	+0.950		
11	1:12.773	+0.436	4	1:19.967	+0.207		
12	1:14.206	+1.869	5	1:19.760			
			6	1:21.378	+1.618		
(2) Nat Wentworth	7	1:26.960	+7.200	7	1:26.960	+7.200	
1	1:21.550	+7.298	8	1:20.647	+0.887		
2	1:17.143	+2.891	9	1:19.787	+0.027		
3	1:16.587	+2.335	10	1:19.974	+0.214		
4	1:15.547	+1.295	11	1:19.973	+0.213		
5	1:15.735	+1.483					
6	1:15.738	+1.486	(26) Ken Hubbard				
7	1:14.252		1	1:16.628	+8.680		
8	1:15.660	+1.408	2	1:12.495	+4.547		
9	1:14.683	+0.431	3	1:11.916	+3.968		
10	1:15.019	+0.767	4	1:11.549	+3.601		
11	1:14.406	+0.154	5	1:10.183	+2.235		
12	1:15.275	+1.023	6	1:08.834	+0.886		
			7	1:08.750	+0.802		
(44) Joe Stadelmann	8	1:10.409	+2.461	8	1:10.409	+2.461	
1	1:18.883	+3.861	9	1:08.080	+0.132		
2	1:18.072	+3.050	10	1:07.948			
3	1:16.168	+1.146					
4	1:15.169	+0.147	(#09) Jim Bucci				
5	1:16.236	+1.214	1	1:49.617	+18.096		
6	1:15.022		2	1:31.521			
7	1:16.499	+1.477	3	1:38.042	+6.521		
8	1:16.010	+0.988	4	1:36.933	+5.412		
9	1:16.073	+1.051	5	1:34.932	+3.411		
10	1:16.441	+1.419	6	1:36.541	+5.020		
11	1:15.407	+0.385	7	1:34.657	+3.136		
12	1:16.084	+1.062	8	1:35.900	+4.379		
			9	1:37.181	+5.660		
(71) Andrew Wickline							
1	1:21.532	+5.737	(31) Bill Spargo				
2	1:18.693	+2.898	1	1:21.492	+5.752		
3	1:17.644	+1.849	2	1:17.140	+1.400		
4	1:16.357	+0.562	3	1:16.487	+0.747		
			4	1:15.752	+0.012		

Joshua Underwood, Chief of Timing & Scoring

Orbits

Dave Faita, Chief Steward / Butch O'Connor, Chairman SOM

Joshua Underwood

www.mylaps.com
Licensed to: NER, SCCA



**New England Region
NERRC Paddock Crawl Divisional
Qualifying Sprint Result**



NERRC Paddock Crawl Divisional

Sorted on Laps

Grp 5 - FV,F5,FST,F6,FF,NCF

Lime Rock Classic 1.500 miles

Qual Sprint

6/16/2017 02:20 PM

Race (15:00 or 12 Laps) started at 16:01:09

Pos	No.	Name	Class	Laps	Diff	Total Tm	Best Tm	Make-Model	Sponsor
1	36	Steve Roux	FF	12		14:26.257	1:10.101	Wyvern SR1/B	
2	42	Tom Venturino	NCF	12	1:07.494	15:33.751	1:15.848	Ford Royale RI	Rouxster Racing
3	33	Tyler Reynolds	FV	12	1:12.219	15:38.476	1:16.135	Citation/yellow	Quixote Racing
4	#07	Chris Barry	FV	12	1:12.521	15:38.778	1:15.341	citation Formu	
5	24	Brian Kenney	FV	11	1 Lap	14:33.290	1:16.846	Speed Sport F	Philly
6	23	Christopher Zarzycki	FV	11	1 Lap	15:02.190	1:19.702	Citation 93V/Y	
7	61	Walter Popiak	FV	11	1 Lap	15:15.886	1:21.114	CITATION 95V	LANGLAIS GROUP
8	71	Jeffrey Adams	FV	11	1 Lap	15:19.056	1:21.010	campbell motc	napa auto parts of sou
9	75	Kevin O'Day	FV	11	1 Lap	15:26.478	1:21.659	Caldwell D-13,	O'Day Racing
10	20	Thomas Galuardi	FV	11	1 Lap	15:30.888	1:21.678	Barrcar 004/Ri	AND/Barrtune Racing
11	11	Christopher Kierce	FF	10	2 Laps	12:25.949	1:10.689	Van Diemen/g	
12	69	Afzal Bashir	FV	10	2 Laps	15:46.116	1:30.867	Protoform P2/'	
13	99	Dexter Czuba	FF	9	3 Laps	11:06.238	1:10.213	Spectrum F16l	
14	34	Chip Van Slyke	FF	9	3 Laps	12:03.617	1:15.543	Crossle 62F/Ye	AM&O Racing Support
15	4	Richard LoDuca	F5	6	6 Laps	11:05.532	1:27.671	Invader QC-1/	LoDuca Associates Inc

Not classified

DNS	45	Kenneth Bouquillon	FF		DNS			Mygale SJ11/C	
DNS	#03	Ray Dona	NCF		DNS			Crossle 45/red	Rexxon Engineering
DNS	93	Glenn Taylor	NCF		DNS			Ford RHO1/bl:	
DNS	44	Edward Callo	FF		DNS			Bowman BC-5,	RECON International
DNS	37	Michael Rand	NCF		DNS			Crossle 30F/re	Gus and Lucy
DNS	32	Dan Grace	FV		DNS			Citation 93V/B	

Announcements

Time Prov 1618 Time Final 1648

Margin of Victory	Avg. Speed	Best Lap Tm	Best Speed	Best Lap by
1:07.494	74.805	1:10.101	77.032	36 - Steve Roux

Joshua Underwood, Chief of Timing & Scoring

Orbits

Dave Faita, Chief Steward / Butch O'Connor, Chairman SOM

www.mylaps.com
Licensed to: NER, SCCA



**New England Region
NERRC Paddock Crawl Divisional
Qualifying Sprint Result**



NERRC Paddock Crawl Divisional

Sorted on Laps

Grp 5 - FV,F5,FST,F6,FF,NCF

Lime Rock Classic 1.500 miles

Qual Sprint

6/16/2017 02:20 PM

Race (15:00 or 12 Laps) started at 16:01:09

Pos	No.	Name	Class	Laps	Diff	Total Tm	Best Tm	Make-Model	Sponsor
F5									
1	4	Richard LoDuca	F5	6		11:05.532	1:27.671	Invader QC-1/	LoDuca Associates Inc
FF									
1	36	Steve Roux	FF	12		14:26.257	1:10.101	Wyvern SR1/B	
2	11	Christopher Kierce	FF	10	2 Laps	12:25.949	1:10.689	Van Diemen/g	
3	99	Dexter Czuba	FF	9	3 Laps	11:06.238	1:10.213	Spectrum F16l	
4	34	Chip Van Slyke	FF	9	3 Laps	12:03.617	1:15.543	Crossle 62F/Ye	AM&O Racing Support
Not classified									
DNS	45	Kenneth Bouquillon	FF		DNS			Mygale SJ11/C	
DNS	44	Edward Callo	FF		DNS			Bowman BC-5,	RECON International
FV									
1	33	Tyler Reynolds	FV	12		15:38.476	1:16.135	Citation/yellow	Quixote Racing
2	#07	Chris Barry	FV	12	0.302	15:38.778	1:15.341	citation Formu	
3	24	Brian Kenney	FV	11	1 Lap	14:33.290	1:16.846	Speed Sport F	Philly
4	23	Christopher Zarzycki	FV	11	1 Lap	15:02.190	1:19.702	Citation 93V/Y	
5	61	Walter Popiak	FV	11	1 Lap	15:15.886	1:21.114	CITATION 95V	LANGLAIS GROUP
6	71	Jeffrey Adams	FV	11	1 Lap	15:19.056	1:21.010	campbell motc	napa auto parts of sou
7	75	Kevin O'Day	FV	11	1 Lap	15:26.478	1:21.659	Caldwell D-13,	O'Day Racing
8	20	Thomas Galuardi	FV	11	1 Lap	15:30.888	1:21.678	Barrcar 004/Ri	AND/Barrtune Racing
9	69	Afzal Bashir	FV	10	2 Laps	15:46.116	1:30.867	Protoform P2/'	
Not classified									
DNS	32	Dan Grace	FV		DNS			Citation 93V/B	
NCF									
1	42	Tom Venturino	NCF	12		15:33.751	1:15.848	Ford Royale RI	Rouxster Racing
Not classified									
DNS	#03	Ray Dona	NCF		DNS			Crossle 45/red	Rexxon Engineering

Announcements
Time Prov 1618 Time Final 1648

Margin of Victory	Avg. Speed	Best Lap Tm	Best Speed	Best Lap by
1:07.494	74.805	1:10.101	77.032	36 - Steve Roux

Joshua Underwood, Chief of Timing & Scoring

Orbits

Dave Faita, Chief Steward / Butch O'Connor, Chairman SOM

www.mylaps.com
Licensed to: NER, SCCA
Page 1/2



**New England Region
NERRC Paddock Crawl Divisional
Qualifying Sprint Result**



NERRC Paddock Crawl Divisional

Sorted on Laps

Grp 5 - FV,F5,FST,F6,FF,NCF

Lime Rock Classic 1.500 miles

Qual Sprint

6/16/2017 02:20 PM

Race (15:00 or 12 Laps) started at 16:01:09

Pos	No.	Name	Class	Laps	Diff	Total Tm	Best Tm	Make-Model	Sponsor
DNS	93	Glenn Taylor	NCF		DNS			Ford RHO1/bl:	
DNS	37	Michael Rand	NCF		DNS			Crossle 30F/re	Gus and Lucy

Announcements

Time Prov 1618 Time Final 1648

Margin of Victory	Avg. Speed	Best Lap Tm	Best Speed	Best Lap by
1:07.494	74.805	1:10.101	77.032	36 - Steve Roux

Joshua Underwood, Chief of Timing & Scoring

Orbits

Dave Faita, Chief Steward / Butch O'Connor, Chairman SOM

www.mylaps.com
Licensed to: NER, SCCA

NERRC Paddock Crawl Divisional

Lapchart

Grp 5 - FV,F5,FST,F6,FF,NCF

Lime Rock Classic 1.500 miles

Qual Sprint

6/16/2017 02:20 PM

Race (15:00 or 12 Laps) started at 16:01:09



Competitors	Laps													
	0	1	2	3	4	5	6	7	8	9	10	11	12	
Steve Roux (36)	1	36	36	36	36	36	36	36	36	36	36	36	36	36
Christopher Kierce (11)	2	11	11	11	11	99	99	99	99	99	99	11	42	42
Dexter Czuba (99)	3	99	99	99	99	11	11	11	11	11	11	42	33	33
Tom Venturino (42)	4	42	42	42	42	42	42	42	42	42	42	33	#07	#07
Tyler Reynolds (33)	5	33	33	33	33	33	33	33	33	33	33	#07	24	
Christopher Zarzycki (23)	6	23	23	23	#07	23	#07	#07	#07	#07	#07	24	23	
Chris Barry (#07)	7	#07	#07	#07	23	24	24	24	24	24	24	23	61	
Brian Kenney (24)	8	24	24	24	24	#07	23	34	34	34	34	61	71	
Walter Popiak (61)	9	61	61	61	61	61	34	23	23	23	23	71	75	
Kevin O'Day (75)	10	75	75	75	75	34	61	61	61	61	61	75	20	
Jeffrey Adams (71)	11	71	71	71	71	71	71	71	71	71	71	20		
Thomas Galuardi (20)	12	20	20	20	34	71	75	75	75	75	75	69		
Richard LoDuca (4)	13	4	34	34	20	20	20	20	20	20	20			
Chip Van Slyke (34)	14	34	69	69	69	69	69	69	69	69	69			
Afzal Bashir (69)	15	69	4	4	4	4	4	4						
-	16													
-	17													
-	18													
-	19													
-	20													
-	21													



New England Region NERRC Paddock Crawl Divisional Qualifying Sprint Result



NERRC Paddock Crawl Divisional


Grp 5 - FV,F5,FST,F6,FF,NCF

Lime Rock Classic 1.500 miles

Qual Sprint

6/16/2017 02:20 PM

Race (15:00 or 12 Laps) started at 16:01:09



<u>(36) Steve Roux</u>			5	1:20.374	+3.528	2	1:26.739	+5.061	5	1:30.760	+3.089
1	1:18.096	+7.995	6	1:17.863	+1.017	3	1:25.112	+3.434	6	1:32.648	+4.977
2	1:13.895	+3.794	7	1:20.088	+3.242	4	1:23.910	+2.232			
3	1:12.311	+2.210	8	1:17.182	+0.336	5	1:23.273	+1.595			
4	1:12.300	+2.199	9	1:17.065	+0.219	6	1:25.649	+3.971			
5	1:12.056	+1.955	10	1:17.947	+1.101	7	1:23.366	+1.688			
6	1:10.217	+0.116	11	1:16.846		8	1:22.107	+0.429			
7	1:10.101		<u>(23) Christopher Zarzycki</u>			9	1:21.678				
8	1:11.504	+1.403	1	1:23.041	+3.339	10	1:21.854	+0.176			
9	1:12.637	+2.536	2	1:19.747	+0.045	11	1:22.004	+0.326			
10	1:10.402	+0.301	3	1:19.898	+0.196	<u>(11) Christopher Kierce</u>					
11	1:11.189	+1.088	4	1:19.702		1	1:19.771	+9.082			
12	1:11.549	+1.448	5	1:33.039	+13.337	2	1:14.882	+4.193			
<u>(42) Tom Venturino</u>			6	1:20.056	+0.354	3	1:12.353	+1.664			
1	1:21.078	+5.230	7	1:21.113	+1.411	4	1:14.217	+3.528			
2	1:16.265	+0.417	8	1:22.607	+2.905	5	1:13.391	+2.702			
3	1:15.848		9	1:20.777	+1.075	6	1:10.689				
4	1:16.450	+0.602	10	1:20.317	+0.615	7	1:13.306	+2.617			
5	1:16.940	+1.092	11	1:20.319	+0.617	8	1:10.974	+0.285			
6	1:16.835	+0.987	<u>(61) Walter Popiak</u>			9	1:18.026	+7.337			
7	1:17.951	+2.103	1	1:26.988	+5.874	10	1:18.181	+7.492			
8	1:18.648	+2.800	2	1:22.683	+1.569	<u>(69) Afzal Bashir</u>					
9	1:18.893	+3.045	3	1:22.215	+1.101	1	1:40.311	+9.444			
10	1:18.198	+2.350	4	1:22.307	+1.193	2	1:34.980	+4.113			
11	1:17.318	+1.470	5	1:22.269	+1.155	3	1:30.867				
12	1:18.592	+2.744	6	1:22.081	+0.967	4	1:33.105	+2.238			
<u>(33) Tyler Reynolds</u>			7	1:22.761	+1.647	5	1:32.508	+1.641			
1	1:22.273	+6.138	8	1:22.595	+1.481	6	1:31.280	+0.413			
2	1:19.427	+3.292	9	1:25.079	+3.965	7	1:32.296	+1.429			
3	1:18.543	+2.408	10	1:21.114		8	1:35.800	+4.933			
4	1:18.100	+1.965	11	1:23.273	+2.159	9	1:33.224	+2.357			
5	1:18.114	+1.979	<u>(71) Jeffrey Adams</u>			10	1:32.869	+2.002			
6	1:20.089	+3.954	1	1:28.762	+7.752	<u>(99) Dexter Czuba</u>					
7	1:17.367	+1.232	2	1:22.629	+1.619	1	1:19.965	+9.752			
8	1:17.507	+1.372	3	1:22.772	+1.762	2	1:14.959	+4.746			
9	1:16.244	+0.109	4	1:21.766	+0.756	3	1:12.039	+1.826			
10	1:16.135		5	1:22.799	+1.789	4	1:11.924	+1.711			
11	1:16.248	+0.113	6	1:21.841	+0.831	5	1:11.983	+1.770			
12	1:16.861	+0.726	7	1:21.832	+0.822	6	1:10.213				
<u>(#07) Chris Barry</u>			8	1:25.006	+3.996	7	1:11.619	+1.406			
1	1:22.773	+7.432	9	1:24.946	+3.936	8	1:13.209	+2.996			
2	1:19.607	+4.266	10	1:21.010		9	1:19.787	+9.574			
3	1:17.435	+2.094	11	1:22.357	+1.347	<u>(34) Chip Van Slyke</u>					
4	1:24.477	+9.136	<u>(75) Kevin O'Day</u>			1	1:35.565	+20.022			
5	1:17.156	+1.815	1	1:28.414	+6.755	2	1:19.356	+3.813			
6	1:17.985	+2.644	2	1:22.957	+1.298	3	1:19.447	+3.904			
7	1:17.095	+1.754	3	1:22.880	+1.221	4	1:16.347	+0.804			
8	1:16.341	+1.000	4	1:21.659		5	1:19.924	+4.381			
9	1:15.812	+0.471	5	1:25.594	+3.935	6	1:16.389	+0.846			
10	1:15.341		6	1:22.265	+0.606	7	1:16.593	+1.050			
11	1:15.883	+0.542	7	1:24.026	+2.367	8	1:15.543				
12	1:16.734	+1.393	8	1:22.973	+1.314	9	1:16.416	+0.873			
<u>(24) Brian Kenney</u>			9	1:26.011	+4.352	<u>(4) Richard LoDuca</u>					
1	1:25.681	+8.835	10	1:23.418	+1.759	1	3:25.321	+1:57.650			
2	1:19.826	+2.980	11	1:23.333	+1.674	2	1:27.671				
3	1:18.826	+1.980	<u>(20) Thomas Galuardi</u>			3	1:28.682	+1.011			
4	1:19.381	+2.535	1	1:31.653	+9.975	4	1:33.320	+5.649			

Joshua Underwood, Chief of Timing & Scoring

Orbits

Dave Faita, Chief Steward / Butch O'Connor, Chairman SOM

Joshua Underwood

www.mylaps.com
Licensed to: NER, SCCA



**New England Region
NERRC Paddock Crawl Divisional
Qualifying Sprint Result**



NERRC Paddock Crawl Divisional

Sorted on Laps

Grp 6 - ITA,IT7,ITC,E-F-HP,GTL,BSpec

Lime Rock Classic 1.500 miles

Qual Sprint

6/16/2017 02:40 PM

Race (15:00 or 12 Laps) started at 16:24:56

Pos	No.	Name	Class	Laps	Diff	Total Tm	Best Tm	Make-Model	Sponsor
1	17	Joseph A. Boruch III	EP	12		14:32.127	1:09.021	Honda S2000/	JAB Racing
2	13	David Gran	ITA	12	0.848	14:32.975	1:10.486	Mazda Miata/E	Kessler Engineering
3	87	Stephen Pope	ITA	12	26.635	14:58.762	1:13.511	Mazda Miata/F	Pope Design Group
4	71	Andrew Wickline	STL	12	44.945	15:17.072	1:14.527	Mazda Miata/F	Rosmar
5	0	Alex Hollenbeck	EP	12	1:14.265	15:46.392	1:15.621	Datsun 280Z/f	
6	18	George Farrar	GTL	11	1 Lap	14:56.395	1:16.549	Mazda miata/t	HOT racing
7	47	Norman Latulippe	IT7	11	1 Lap	14:56.568	1:19.149	Mazda RX-7/R	Latulippe Brothers Inc
8	90	Ryan Duke	STL	11	1 Lap	15:04.488	1:15.759	Mazda Miata/E	
9	43	Wendy Cappola	STL	11	1 Lap	15:12.544	1:16.198	Mazda 1994 M	She Racing Flatout Mc
10	37	Raul Feliciano	IT7	11	1 Lap	15:16.775	1:19.635	Mazda RX-7/B	Wankel Works and GPF
11	89	Raymond Kobs	STL	11	1 Lap	15:19.176	1:17.441	Mazda Miata/t	
12	3	Serge Lentz	IT7	11	1 Lap	15:26.136	1:21.294	Mazda RX7/Bl	Belgo-Am Racing
13	15	Richard Patullo	IT7	11	1 Lap	15:29.660	1:21.815	Mazda RX7/Ic	
14	81	JB Swan	EP	11	1 Lap	15:31.894	1:21.235	Mazda RX-7/bl	R&S Redco
15	114	Christopher S. Mosley	B-Spec	11	1 Lap	15:33.939	1:21.762	Honda Fit/Cop	
16	170	Eric Maynard	ITA	10	2 Laps	14:33.024	1:24.376	Plymouth Lase	Stick it to'em Graphics
17	56	Mike Frost	EP	4	8 Laps	5:20.391	1:18.858	BMW 328i/Gre	Vermont Eco Floors

Not classified

DNS	91	Peter A.J. Tonelli	FP		DNS			Mazda Miata/y	Driven Performance / V
DNS	6	Laurent Fumex	FP		DNS			MG B/Blue	laurane medical
DNS	99	Bob Dowie	GTL		DNS			Nissan 200SX/	Village Auto Works
DNS	25	Bud Jantz-Sell	EP		DNS			Datsun 240Z/c	Better Wheels
DNS	117	Peter Tonelli II	STL		DNS			Mazda Miata/F	Westboro Toyota
DNS	168	Brian Reilly	ITA		DNS			Mazda Miata	
DNS	14	Paul Dethier	FP		DNS			Mazda Miata/E	
DNS	68	Jorge Santos	GTL		DNS			Nissan sentra/	
DNS	46	Johannes Krauss	HP		DNS			Volkswagen Sc	Hansa Rennen
DNS	79	R J Ford	EP		DNS			Mercury Capri,	Litchfield Filling Station
DNS	94	Jeff Knittel	HP		DNS			MG Midget/Bl	Chittenango Auto Repa
DNS	21	Dave Patten	FP		DNS			Datsun 510/W	FutoFab LLC

Announcements

Time Prov 1641 Time Final 1711

Margin of Victory	Avg. Speed	Best Lap Tm	Best Speed	Best Lap by
0.848	74.301	1:09.021	78.237	17 - Joseph A. Boruch III

Joshua Underwood, Chief of Timing & Scoring

Orbits

Dave Faita, Chief Steward / Butch O'Connor, Chairman SOM

www.mylaps.com
Licensed to: NER, SCCA



**New England Region
NERRC Paddock Crawl Divisional
Qualifying Sprint Result**



NERRC Paddock Crawl Divisional

Sorted on Laps

Grp 6 - ITA,IT7,ITC,E-F-HP,GTL,BSpec

Lime Rock Classic 1.500 miles

Qual Sprint

6/16/2017 02:40 PM

Race (15:00 or 12 Laps) started at 16:24:56

Pos	No.	Name	Class	Laps	Diff	Total Tm	Best Tm	Make-Model	Sponsor
B-Spec									
1	114	Christopher S. Mosley	B-Spec	11		15:33.939	1:21.762	Honda Fit/Cop	
EP									
1	17	Joseph A. Boruch III	EP	12		14:32.127	1:09.021	Honda S2000/	JAB Racing
2	0	Alex Hollenbeck	EP	12	1:14.265	15:46.392	1:15.621	Datsun 280Z/f	
3	81	JB Swan	EP	11	1 Lap	15:31.894	1:21.235	Mazda RX-7/bl	R&S Redco
4	56	Mike Frost	EP	4	8 Laps	5:20.391	1:18.858	BMW 328i/Gre	Vermont Eco Floors
Not classified									
DNS	25	Bud Jantz-Sell	EP		DNS			Datsun 240Z/c	Better Wheels
DNS	79	R J Ford	EP		DNS			Mercury Capri,	Litchfield Filling Station
Not classified									
DNS	91	Peter A.J. Tonelli	FP		DNS			Mazda Miata/y	Driven Performance / V
DNS	6	Laurent Fumex	FP		DNS			MG B/Blue	laurane medical
DNS	14	Paul Dethier	FP		DNS			Mazda Miata/E	
DNS	21	Dave Patten	FP		DNS			Datsun 510/W	FutoFab LLC
GTL									
1	18	George Farrar	GTL	11		14:56.395	1:16.549	Mazda miata/t	HOT racing
Not classified									
DNS	99	Bob Dowie	GTL		DNS			Nissan 200SX/	Village Auto Works
DNS	68	Jorge Santos	GTL		DNS			Nissan sentra/	
Not classified									
DNS	46	Johannes Krauss	HP		DNS			Volkswagen Sc	Hansa Rennen
DNS	94	Jeff Knittel	HP		DNS			MG Midget/Bl	Chittenango Auto Repa
IT7									
1	47	Norman Latulippe	IT7	11		14:56.568	1:19.149	Mazda RX-7/R	Latulippe Brothers Inc

Announcements

Time Prov 1641 Time Final 1711

Margin of Victory	Avg. Speed	Best Lap Tm	Best Speed	Best Lap by
0.848	74.301	1:09.021	78.237	17 - Joseph A. Boruch III

Joshua Underwood, Chief of Timing & Scoring

Orbits

Dave Faita, Chief Steward / Butch O'Connor, Chairman SOM

www.mylaps.com

Licensed to: NER, SCCA

Page 1/2



**New England Region
NERRC Paddock Crawl Divisional
Qualifying Sprint Result**



NERRC Paddock Crawl Divisional

Sorted on Laps

Grp 6 - ITA,IT7,ITC,E-F-HP,GTL,BSpec

Lime Rock Classic 1.500 miles

Qual Sprint

6/16/2017 02:40 PM

Race (15:00 or 12 Laps) started at 16:24:56

Pos	No.	Name	Class	Laps	Diff	Total Tm	Best Tm	Make-Model	Sponsor
2	37	Raul Feliciano	IT7	11	20.207	15:16.775	1:19.635	Mazda RX-7/B	Wankel Works and GPF
3	3	Serge Lentz	IT7	11	29.568	15:26.136	1:21.294	Mazda RX7/Bl	Belgo-Am Racing
4	15	Richard Patullo	IT7	11	33.092	15:29.660	1:21.815	Mazda RX7/Ic	

ITA

1	13	David Gran	ITA	12		14:32.975	1:10.486	Mazda Miata/E	Kessler Engineering
2	87	Stephen Pope	ITA	12	25.787	14:58.762	1:13.511	Mazda Miata/F	Pope Design Group
3	170	Eric Maynard	ITA	10	2 Laps	14:33.024	1:24.376	Plymouth Lase	Stick it to'em Graphics

Not classified

DNS	168	Brian Reilly	ITA		DNS			Mazda Miata	
-----	-----	--------------	-----	--	-----	--	--	-------------	--

STL

1	71	Andrew Wickline	STL	12		15:17.072	1:14.527	Mazda Miata/F	Rosmar
2	90	Ryan Duke	STL	11	1 Lap	15:04.488	1:15.759	Mazda Miata/E	
3	43	Wendy Cappola	STL	11	1 Lap	15:12.544	1:16.198	Mazda 1994 M	She Racing Flatout Mc
4	89	Raymond Kobs	STL	11	1 Lap	15:19.176	1:17.441	Mazda Miata/t	

Not classified

DNS	117	Peter Tonelli II	STL		DNS			Mazda Miata/F	Westboro Toyota
-----	-----	------------------	-----	--	-----	--	--	---------------	-----------------

Announcements

Time Prov 1641 Time Final 1711

Margin of Victory	Avg. Speed	Best Lap Tm	Best Speed	Best Lap by
0.848	74.301	1:09.021	78.237	17 - Joseph A. Boruch III

Joshua Underwood, Chief of Timing & Scoring

Orbits

Dave Faita, Chief Steward / Butch O'Connor, Chairman SOM

www.mylaps.com

Licensed to: NER, SCCA

Page 2/2

NERRC Paddock Crawl Divisional

Lapchart


Grp 6 - ITA,IT7,ITC,E-F-HP,GTL,BSpec

Lime Rock Classic 1.500 miles

Qual Sprint

6/16/2017 02:40 PM

Race (15:00 or 12 Laps) started at 16:24:56



Competitors	Laps													
	0	1	2	3	4	5	6	7	8	9	10	11	12	
Joseph A. Boruch III (17)	1	17	87	87	13	13	13	13	13	13	13	13	13	17
David Gran (13)	2	13	17	13	87	87	17	17	17	17	17	17	17	13
Stephen Pope (87)	3	87	13	17	17	17	87	87	87	87	87	87	87	87
Mike Frost (56)	4	56	56	71	71	71	71	71	71	71	71	71	71	71
Norman Latulippe (47)	5	47	71	56	56	56	0	0	0	0	0	0	0	0
Eric Maynard (170)	6	170	170	47	47	0	47	47	47	47	47	47	47	18
Serge Lentz (3)	7	3	37	170	0	47	18	18	18	18	18	18	18	47
Andrew Wickline (71)	8	71	47	0	170	3	3	3	37	90	90	90	90	
Raul Feliciano (37)	9	37	3	3	3	18	90	37	90	37	37	37	43	
George Farrar (18)	10	18	0	114	15	90	37	90	3	3	3	43	37	
Christopher S. Mosley (114)	11	114	114	15	18	15	15	15	43	43	43	3	89	
Wendy Cappola (43)	12	43	18	18	114	43	43	43	89	89	89	89	3	
Ryan Duke (90)	13	90	43	43	90	114	89	89	15	15	15	15	15	
Raymond Kobs (89)	14	89	15	90	43	37	114	114	114	114	114	81	81	
Alex Hollenbeck (0)	15	0	90	81	81	89	81	81	81	81	81	114	114	
Richard Patullo (15)	16	15	81	89	37	81	170	170	170	170	170	170		
JB Swan (81)	17	81	89	37	89	170								
-	18													
-	19													
-	20													
-	21													
-	22													
-	23													
-	24													
-	25													
-	26													
-	27													
-	28													
-	29													



New England Region NERRC Paddock Crawl Divisional Qualifying Sprint Result



NERRC Paddock Crawl Divisional

Grp 6 - ITA,IT7,ITC,E-F-HP,GTL,BSpec

Lime Rock Classic 1.500 miles

Qual Sprint

6/16/2017 02:40 PM

Race (15:00 or 12 Laps) started at 16:24:56

(17) Joseph A. Boruch III			5 1:15.621			1 1:24.194 +4.559			11 1:22.636 +1.401		
1	1:17.744	+8.723	6	1:16.440	+0.819	2	1:38.338	+18.703	(114) Christopher S. Mosley		
2	1:15.742	+6.721	7	1:16.995	+1.374	3	1:21.979	+2.344	1	1:28.029	+6.267
3	1:14.253	+5.232	8	1:15.839	+0.218	4	1:21.816	+2.181	2	1:25.699	+3.937
4	1:14.196	+5.175	9	1:16.413	+0.792	5	1:20.683	+1.048	3	1:26.962	+5.200
5	1:11.196	+2.175	10	1:17.997	+2.376	6	1:20.456	+0.821	4	1:25.095	+3.333
6	1:10.836	+1.815	11	1:19.700	+4.079	7	1:24.922	+5.287	5	1:25.031	+3.269
7	1:11.892	+2.871	12	1:18.217	+2.596	8	1:21.567	+1.932	6	1:23.516	+1.754
8	1:16.234	+7.213	(18) George Farrar			9	1:19.635		7	1:24.955	+3.193
9	1:11.451	+2.430	1	1:28.681	+12.132	10	1:20.129	+0.494	8	1:23.684	+1.922
10	1:09.914	+0.893	2	1:26.960	+10.411	11	1:20.711	+1.076	9	1:21.762	
11	1:09.648	+0.627	3	1:24.534	+7.985	(89) Raymond Kobs			10	1:23.854	+2.092
12	1:09.021		4	1:22.032	+5.483	1	1:33.043	+15.602	11	1:22.488	+0.726
(13) David Gran			5	1:20.962	+4.413	2	1:26.563	+9.122	(170) Eric Maynard		
1	1:17.439	+6.953	6	1:18.444	+1.895	3	1:24.039	+6.598	1	1:24.571	+0.195
2	1:13.967	+3.481	7	1:18.955	+2.406	4	1:23.376	+5.935	2	1:26.480	+2.104
3	1:13.862	+3.376	8	1:20.370	+3.821	5	1:20.734	+3.293	3	1:26.169	+1.793
4	1:11.819	+1.333	9	1:16.549		6	1:21.904	+4.463	4	1:38.347	+13.971
5	1:11.308	+0.822	10	1:18.007	+1.458	7	1:24.338	+6.897	5	1:26.707	+2.331
6	1:11.754	+1.268	11	1:18.167	+1.618	8	1:22.108	+4.667	6	1:27.743	+3.367
7	1:12.376	+1.890	(47) Norman Latulippe			9	1:21.705	+4.264	7	1:25.932	+1.556
8	1:14.399	+3.913	1	1:25.903	+6.754	10	1:20.382	+2.941	8	1:24.691	+0.315
9	1:10.636	+0.150	2	1:23.576	+4.427	11	1:17.441		9	1:24.376	
10	1:11.225	+0.739	3	1:21.355	+2.206	(3) Serge Lentz			10	1:26.650	+2.274
11	1:10.486		4	1:21.539	+2.390	1	1:27.423	+6.129	(56) Mike Frost		
12	1:13.118	+2.632	5	1:20.083	+0.934	2	1:25.235	+3.941	1	1:18.858	
(87) Stephen Pope			6	1:20.712	+1.563	3	1:24.897	+3.603	2	1:19.083	+0.225
1	1:14.599	+1.088	7	1:21.458	+2.309	4	1:24.634	+3.340	3	1:20.822	+1.964
2	1:16.570	+3.059	8	1:20.562	+1.413	5	1:21.974	+0.680	4	1:20.702	+1.844
3	1:15.568	+2.057	9	1:20.814	+1.665	6	1:23.118	+1.824	(71) Andrew Wickline		
4	1:14.469	+0.958	10	1:20.204	+1.055	7	1:27.078	+5.784	1	1:20.267	+5.740
5	1:15.174	+1.663	11	1:19.149		8	1:21.294		2	1:15.465	+0.938
6	1:13.954	+0.443	(90) Ryan Duke			9	1:21.452	+0.158	3	1:14.527	
7	1:14.159	+0.648	1	1:30.766	+15.007	10	1:22.754	+1.460	4	1:14.997	+0.470
8	1:16.183	+2.672	2	1:27.543	+11.784	11	1:24.525	+3.231	5	1:14.670	+0.143
9	1:16.051	+2.540	3	1:22.222	+6.463	(15) Richard Patullo			6	1:15.513	+0.986
10	1:14.186	+0.675	4	1:21.722	+5.963	1	1:29.419	+7.604	7	1:14.939	+0.412
11	1:13.511		5	1:21.661	+5.902	2	1:24.115	+2.300	8	1:15.432	+0.905
12	1:13.720	+0.209	6	1:22.842	+7.083	3	1:24.588	+2.773	9	1:15.766	+1.239
(71) Andrew Wickline			7	1:25.848	+10.089	4	1:23.387	+1.572	10	1:17.266	+2.739
1	1:20.267	+5.740	8	1:18.263	+2.504	5	1:23.854	+2.039	11	1:17.779	+3.252
2	1:15.465	+0.938	9	1:17.907	+2.148	6	1:22.776	+0.961	12	1:18.468	+3.941
3	1:14.527		10	1:16.596	+0.837	7	1:27.978	+6.163	(0) Alex Hollenbeck		
4	1:14.997	+0.470	11	1:15.759		8	1:22.674	+0.859	1	1:26.993	+11.372
5	1:14.670	+0.143	(43) Wendy Cappola			9	1:22.575	+0.760	2	1:22.695	+7.074
6	1:15.513	+0.986	1	1:30.269	+14.071	10	1:21.815		3	1:18.900	+3.279
7	1:14.939	+0.412	2	1:27.682	+11.484	11	1:22.347	+0.532	4	1:16.858	+1.237
8	1:15.432	+0.905	3	1:23.792	+7.594	(81) JB Swan					
9	1:15.766	+1.239	4	1:23.478	+7.280	1	1:30.806	+9.571			
10	1:17.266	+2.739	5	1:21.320	+5.122	2	1:26.853	+5.618			
11	1:17.779	+3.252	6	1:22.627	+6.429	3	1:23.681	+2.446			
12	1:18.468	+3.941	7	1:24.345	+8.147	4	1:25.810	+4.575			
(0) Alex Hollenbeck			8	1:20.963	+4.765	5	1:23.483	+2.248			
1	1:26.993	+11.372	9	1:21.354	+5.156	6	1:23.339	+2.104			
2	1:22.695	+7.074	10	1:17.293	+1.095	7	1:23.941	+2.706			
3	1:18.900	+3.279	11	1:16.198		8	1:23.400	+2.165			
4	1:16.858	+1.237	(37) Raul Feliciano			9	1:21.679	+0.444			
			1	1:30.269	+14.071	10	1:21.235				

Joshua Underwood, Chief of Timing & Scoring

Orbits


Dave Faita, Chief Steward / Butch O'Connor, Chairman SOM

Joshua Underwood

www.mylaps.com
Licensed to: NER, SCCA



**New England Region
NERRC Paddock Crawl Divisional
Qualifying Sprint Result**



NERRC Paddock Crawl Divisional

Sorted on Laps

Grp 7 - FA-B-C-E-M,CFC,P1-2,ASR,FS

Lime Rock Classic 1.500 miles

Qual Sprint

6/16/2017 03:00 PM

Race (15:00 or 12 Laps) started at 16:49:12

Pos	No.	Name	Class	Laps	Diff	Total Tm	Best Tm	Make-Model	Sponsor
1	42	Joseph Rodomista	P1	12		13:53.727	1:07.482	Ligier JS49/WI	
2	4	Michael Gould	FC	12	13.841	14:07.568	1:08.361	Van Diemen R	Gould VanDiemen Ford
3	3	Gary Hutchinson	P2	12	18.778	14:12.505	1:08.486	Radical SR3 R	Accurate Air Technolog
4	#08	William Crowley	P1	12	33.355	14:27.082	1:08.399	Ligier JS 49/w	Joseph Rodomista Raci
Not classified									
DNS	17	Kevin Boeckle	FA		DNS			Rault R240-41	calasanz
DNS	48	Alex Tollefsen	FC		DNS			Van Diemen R	Tollefsen Racing

Announcements

Time Prov 1704 Time Final 1734

Margin of Victory	Avg. Speed	Best Lap Tm	Best Speed	Best Lap by
13.841	77.723	1:07.482	80.021	42 - Joseph Rodomista

Joshua Underwood, Chief of Timing & Scoring

Orbits

Dave Faita, Chief Steward / Butch O'Connor, Chairman SOM

www.mylaps.com
Licensed to: NER, SCCA



**New England Region
NERRC Paddock Crawl Divisional
Qualifying Sprint Result**



NERRC Paddock Crawl Divisional

Sorted on Laps

Grp 7 - FA-B-C-E-M,CFC,P1-2,ASR,FS

Lime Rock Classic 1.500 miles

Qual Sprint

6/16/2017 03:00 PM

Race (15:00 or 12 Laps) started at 16:49:12

Pos	No.	Name	Class	Laps	Diff	Total Tm	Best Tm	Make-Model	Sponsor
Not classified									
DNS	17	Kevin Boeckle	FA		DNS			Rault R240-41	calasanz
FC									
1	4	Michael Gould	FC	12		14:07.568	1:08.361	Van Diemen R	Gould VanDiemen Ford
Not classified									
DNS	48	Alex Tollefsen	FC		DNS			Van Diemen R	Tollefsen Racing
P1									
1	42	Joseph Rodomista	P1	12		13:53.727	1:07.482	Ligier JS49/WI	
2	#08	William Crowley	P1	12	33.355	14:27.082	1:08.399	Ligier JS 49/w	Joseph Rodomista Raci
P2									
1	3	Gary Hutchinson	P2	12		14:12.505	1:08.486	Radical SR3 R!	Accurate Air Technolog

Announcements
Time Prov 1704 Time Final 1734

Margin of Victory	Avg. Speed	Best Lap Tm	Best Speed	Best Lap by
13.841	77.723	1:07.482	80.021	42 - Joseph Rodomista

Joshua Underwood, Chief of Timing & Scoring

Orbits

Dave Faita, Chief Steward / Butch O'Connor, Chairman SOM

www.mylaps.com
Licensed to: NER, SCCA

NERRC Paddock Crawl Divisional

Lapchart


Grp 7 - FA-B-C-E-M,CFC,P1-2,ASR,FS

Lime Rock Classic 1.500 miles

Qual Sprint

6/16/2017 03:00 PM

Race (15:00 or 12 Laps) started at 16:49:12



Competitors

Laps

	0	1	2	3	4	5	6	7	8	9	10	11	12
Michael Gould (4)	1	4	4	4	42	42	42	42	42	42	42	42	42
Joseph Rodomista (42)	2	42	42	42	4	4	4	4	4	4	4	4	4
William Crowley (#08)	3	#08	#08	#08	#08	#08	#08	#08	#08	3	3	3	3
Gary Hutchinson (3)	4	3	3	3	3	3	3	3	3	#08	#08	#08	#08
-	5												
-	6												



New England Region
 NERRC Paddock Crawl Divisional
 Qualifying Sprint Result



NERRC Paddock Crawl Divisional

Grp 7 - FA-B-C-E-M,CFC,P1-2,ASR,FS

Lime Rock Classic 1.500 miles

Qual Sprint

6/16/2017 03:00 PM

Race (15:00 or 12 Laps) started at 16:49:12

(42) Joseph Rodomista

1	1:14.501	+7.019
2	1:10.938	+3.456
3	1:08.919	+1.437
4	1:10.361	+2.879
5	1:09.093	+1.611
6	1:09.310	+1.828
7	1:08.504	+1.022
8	1:08.793	+1.311
9	1:09.009	+1.527
10	1:08.677	+1.195
11	1:07.482	
12	1:08.104	+0.622

(4) Michael Gould

1	1:14.026	+5.665
2	1:11.281	+2.920
3	1:12.586	+4.225
4	1:11.782	+3.421
5	1:11.470	+3.109
6	1:10.770	+2.409
7	1:10.077	+1.716
8	1:09.727	+1.366
9	1:09.156	+0.795
10	1:08.816	+0.455
11	1:08.361	
12	1:09.516	+1.155

(3) Gary Hutchinson

1	1:19.954	+11.468
2	1:15.561	+7.075
3	1:12.348	+3.862
4	1:10.836	+2.350
5	1:10.217	+1.731
6	1:09.050	+0.564
7	1:09.678	+1.192
8	1:08.486	
9	1:09.031	+0.545
10	1:08.797	+0.311
11	1:08.935	+0.449
12	1:08.745	+0.259

(#08) William Crowley

1	1:19.720	+11.321
2	1:15.276	+6.877
3	1:11.722	+3.323
4	1:11.991	+3.592
5	1:10.023	+1.624
6	1:09.057	+0.658
7	1:09.832	+1.433
8	1:08.399	
9	1:20.159	+11.760
10	1:10.566	+2.167
11	1:10.697	+2.298
12	1:09.231	+0.832

Joshua Underwood, Chief of Timing & Scoring

Orbits

Dave Faita, Chief Steward / Butch O'Connor, Chairman SOM

Joshua Underwood

www.mylaps.com
 Licensed to: NER, SCCA



**New England Region
NERRC Paddock Crawl Divisional
Qualifying Sprint Result**



NERRC Paddock Crawl Divisional

Sorted on Laps

Grp 8 - SSM,SM2,STU

Lime Rock Classic 1.500 miles

Qual Sprint

6/16/2017 03:20 PM

Race (15:00 or 12 Laps) started at 17:11:29

Pos	No.	Name	Class	Laps	Diff	Total Tm	Best Tm	Make-Model	Sponsor
1	52	Donald W Duman	SM2	12		14:55.040	1:10.619	Mazda Miata/F	Kessler Engineering-So
2	#08	Robert Karl Jr.	SM2	12	0.204	14:55.244	1:10.338	Mazda Miata/v	BK Motorsports
3	26	Stuart Hawkins	SM2	12	8.570	15:03.610	1:11.612	Mazda Miata/t	Special Olympics CT/ A
4	#02	Pratt Tanner	SM2	12	18.245	15:13.285	1:12.028	Mazda Miata/v	Thanks Dad Racing
5	84	Darren Berger	SM2	12	27.313	15:22.353	1:13.332	Mazda Miata/F	
6	20	Robert Karl	SM2	12	31.859	15:26.899	1:13.021	Mazda Miata/v	BK Motorsports
7	14	Keith Knickerbocker	SM2	12	32.726	15:27.766	1:12.913	Mazda Miata/t	Knickerbocker by Desig
8	#00	Kurt Schmid	SM2	12	57.294	15:52.334	1:15.769	Mazda Miata/E	
9	24	Katie Day	SM2	12	1:02.310	15:57.350	1:15.403	Mazda Miata/E	DayDesign
10	3	K. Paul Capel	SM2	12	1:20.124	16:15.164	1:17.094	Mazda Miata/t	P & D Chassis ltd
11	33	Rebecca Harvey	SM2	11	1 Lap	14:58.326	1:17.859	Mazda Miata/E	Road Rebels
12	18	Taimour Afshar	SSM	11	1 Lap	15:50.847	1:22.701	Mazda Miata/E	Afchron Clocks

Not classified

DNS	6	Michael Mineo-Nardacci	SM2		DNS			Mazda Miata/t	MMN Racing
DNS	68	Brian Reilly	SM2		DNS			Mazda Miata	
DNS	81	Nick Gregory	SSM		DNS			Mazda Miata/r	Central Diligence Group

Announcements

Time 1728 Time Final 1758

Margin of Victory	Avg. Speed	Best Lap Tm	Best Speed	Best Lap by
0.204	72.399	1:10.338	76.772	#08 - Robert Karl Jr.

Joshua Underwood, Chief of Timing & Scoring

Orbits

Dave Faita, Chief Steward / Butch O'Connor, Chairman SOM

www.mylaps.com
Licensed to: NER, SCCA



**New England Region
NERRC Paddock Crawl Divisional
Qualifying Sprint Result**



NERRC Paddock Crawl Divisional

Sorted on Laps

Grp 8 - SSM,SM2,STU

Lime Rock Classic 1.500 miles

Qual Sprint

6/16/2017 03:20 PM

Race (15:00 or 12 Laps) started at 17:11:29

Pos	No.	Name	Class	Laps	Diff	Total Tm	Best Tm	Make-Model	Sponsor
SM2									
1	52	Donald W Duman	SM2	12		14:55.040	1:10.619	Mazda Miata/F	Kessler Engineering-So
2	#08	Robert Karl Jr.	SM2	12	0.204	14:55.244	1:10.338	Mazda Miata/Y	BK Motorsports
3	26	Stuart Hawkins	SM2	12	8.570	15:03.610	1:11.612	Mazda Miata/t	Special Olympics CT/ A
4	#02	Pratt Tanner	SM2	12	18.245	15:13.285	1:12.028	Mazda Miata/v	Thanks Dad Racing
5	84	Darren Berger	SM2	12	27.313	15:22.353	1:13.332	Mazda Miata/F	
6	20	Robert Karl	SM2	12	31.859	15:26.899	1:13.021	Mazda Miata/v	BK Motorsports
7	14	Keith Knickerbocker	SM2	12	32.726	15:27.766	1:12.913	Mazda Miata/t	Knickerbocker by Desig
8	#00	Kurt Schmid	SM2	12	57.294	15:52.334	1:15.769	Mazda Miata/E	
9	24	Katie Day	SM2	12	1:02.310	15:57.350	1:15.403	Mazda Miata/E	DayDesign
10	3	K. Paul Capel	SM2	12	1:20.124	16:15.164	1:17.094	Mazda Miata/t	P & D Chassis ltd
11	33	Rebecca Harvey	SM2	11	1 Lap	14:58.326	1:17.859	Mazda Miata/E	Road Rebels

Not classified									
DNS	6	Michael Mineo-Nardacci	SM2		DNS			Mazda Miata/t	MMN Racing
DNS	68	Brian Reilly	SM2		DNS			Mazda Miata	

SSM									
1	18	Taimour Afshar	SSM	11		15:50.847	1:22.701	Mazda Miata/E	Afchron Clocks

Not classified									
DNS	81	Nick Gregory	SSM		DNS			Mazda Miata/r	Central Diligence Group

Announcements
Time 1728 Time Final 1758

Margin of Victory	Avg. Speed	Best Lap Tm	Best Speed	Best Lap by
0.204	72.399	1:10.338	76.772	#08 - Robert Karl Jr.

Joshua Underwood, Chief of Timing & Scoring

Orbits

Dave Faita, Chief Steward / Butch O'Connor, Chairman SOM

www.mylaps.com
Licensed to: NER, SCCA

NERRC Paddock Crawl Divisional

Lapchart


Grp 8 - SSM,SM2,STU

Lime Rock Classic 1.500 miles

Qual Sprint

6/16/2017 03:20 PM

Race (15:00 or 12 Laps) started at 17:11:29




Competitors

Laps

	0	1	2	3	4	5	6	7	8	9	10	11	12
Stuart Hawkins (26)	1	26	26	#08	52	52	52	52	52	52	52	52	52
Robert Karl Jr. (#08)	2	#08	#08	52	#08	#08	#08	#08	#08	#08	#08	#08	#08
Donald W Duman (52)	3	52	52	26	26	26	26	26	26	26	26	26	26
Darren Berger (84)	4	84	84	#02	#02	#02	#02	#02	#02	#02	#02	#02	#02
Robert Karl (20)	5	20	20	84	84	84	84	84	84	84	84	84	84
Keith Knickerbocker (14)	6	14	#02	20	20	20	20	20	20	20	20	20	20
Pratt Tanner (#02)	7	#02	24	24	14	14	14	14	14	14	14	14	14
Katie Day (24)	8	24	14	14	24	24	24	24	24	#00	#00	#00	#00
Rebecca Harvey (33)	9	33	33	#00	#00	#00	#00	#00	#00	24	24	24	24
K. Paul Capel (3)	10	3	3	33	33	3	3	3	3	3	3	3	3
Kurt Schmid (#00)	11	#00	#00	3	3	33	33	33	33	33	33	33	33
Taimour Afshar (18)	12	18	18	18	18	18	18	18	18	18	18	18	18
-	13												
-	14												
-	15												



New England Region NERRC Paddock Crawl Divisional Qualifying Sprint Result



NERRC Paddock Crawl Divisional

Grp 8 - SSM,SM2,STU

Lime Rock Classic 1.500 miles

Qual Sprint

6/16/2017 03:20 PM

Race (15:00 or 12 Laps) started at 17:11:29

<u>(52) Donald W Duman</u>			5	1:14.514	+1.182	11	1:15.520	+0.117
1	1:43.906	+33.287	6	1:14.218	+0.886	12	1:18.967	+3.564
2	1:15.158	+4.539	7	1:13.375	+0.043			
3	1:13.332	+2.713	8	1:13.618	+0.286	<u>(3) K. Paul Capel</u>		
4	1:12.730	+2.111	9	1:13.702	+0.370	1	1:43.413	+26.319
5	1:11.545	+0.926	10	1:14.148	+0.816	2	1:22.055	+4.961
6	1:11.307	+0.688	11	1:13.486	+0.154	3	1:18.304	+1.210
7	1:10.956	+0.337	12	1:13.332		4	1:18.119	+1.025
8	1:12.170	+1.551	<u>(20) Robert Karl</u>			5	1:18.555	+1.461
9	1:11.255	+0.636	1	1:44.051	+31.030	6	1:19.207	+2.113
10	1:10.636	+0.017	2	1:18.814	+5.793	7	1:19.520	+2.426
11	1:10.619		3	1:17.809	+4.788	8	1:19.199	+2.105
12	1:11.010	+0.391	4	1:15.045	+2.024	9	1:18.992	+1.898
<u>(#08) Robert Karl Jr.</u>			5	1:14.543	+1.522	10	1:17.751	+0.657
1	1:44.134	+33.796	6	1:13.428	+0.407	11	1:17.094	
2	1:15.197	+4.859	7	1:14.027	+1.006	12	1:20.808	+3.714
3	1:14.405	+4.067	8	1:13.473	+0.452	<u>(33) Rebecca Harvey</u>		
4	1:13.255	+2.917	9	1:13.250	+0.229	1	1:43.273	+25.414
5	1:12.194	+1.856	10	1:15.133	+2.112	2	1:20.571	+2.712
6	1:11.264	+0.926	11	1:13.021		3	1:19.641	+1.782
7	1:11.014	+0.676	12	1:13.459	+0.438	4	1:20.348	+2.489
8	1:11.064	+0.726	<u>(14) Keith Knickerbocker</u>			5	1:19.419	+1.560
9	1:10.651	+0.313	1	1:44.388	+31.475	6	1:18.902	+1.043
10	1:11.010	+0.672	2	1:19.426	+6.513	7	1:19.666	+1.807
11	1:10.338		3	1:17.175	+4.262	8	1:19.609	+1.750
12	1:10.694	+0.356	4	1:15.649	+2.736	9	1:18.231	+0.372
<u>(26) Stuart Hawkins</u>			5	1:14.607	+1.694	10	1:17.859	
1	1:44.151	+32.539	6	1:13.733	+0.820	11	1:18.707	+0.848
2	1:15.998	+4.386	7	1:14.080	+1.167	<u>(18) Taimour Afshar</u>		
3	1:14.059	+2.447	8	1:13.243	+0.330	1	1:43.151	+20.450
4	1:13.213	+1.601	9	1:12.913		2	1:23.964	+1.263
5	1:12.520	+0.908	10	1:14.768	+1.855	3	1:26.476	+3.775
6	1:12.273	+0.661	11	1:13.244	+0.331	4	1:26.439	+3.738
7	1:11.701	+0.089	12	1:13.663	+0.750	5	1:23.750	+1.049
8	1:12.090	+0.478	<u>(#00) Kurt Schmid</u>			6	1:23.608	+0.907
9	1:11.612		1	1:43.532	+27.763	7	1:24.607	+1.906
10	1:11.699	+0.087	2	1:19.963	+4.194	8	1:23.725	+1.024
11	1:11.714	+0.102	3	1:17.609	+1.840	9	1:25.972	+3.271
12	1:12.580	+0.968	4	1:16.918	+1.149	10	1:23.219	+0.518
<u>(#02) Pratt Tanner</u>			5	1:16.576	+0.807	11	1:22.701	
1	1:43.960	+31.932	6	1:16.089	+0.320	<u>(24) Katie Day</u>		
2	1:15.595	+3.567	7	1:16.508	+0.739	1	1:43.523	+28.120
3	1:14.179	+2.151	8	1:18.083	+2.314	2	1:19.567	+4.164
4	1:13.755	+1.727	9	1:16.615	+0.846	3	1:18.216	+2.813
5	1:12.445	+0.417	10	1:15.774	+0.005	4	1:16.870	+1.467
6	1:12.312	+0.284	11	1:16.468	+0.699	5	1:16.329	+0.926
7	1:12.668	+0.640	12	1:15.769		6	1:16.545	+1.142
8	1:12.028					7	1:15.482	+0.079
9	1:12.923	+0.895				8	1:22.865	+7.462
10	1:15.614	+3.586				9	1:16.505	+1.102
11	1:13.410	+1.382				10	1:15.403	
12	1:13.447	+1.419						
<u>(84) Darren Berger</u>								
1	1:43.780	+30.448						
2	1:17.300	+3.968						
3	1:15.084	+1.752						
4	1:15.115	+1.783						

Joshua Underwood, Chief of Timing & Scoring

Orbits


Dave Faita, Chief Steward / Butch O'Connor, Chairman SOM

Joshua Underwood

www.mylaps.com
Licensed to: NER, SCCA



**New England Region
NERRC Paddock Crawl Divisional
Official Race Result**



NERRC Paddock Crawl Divisional

Sorted on Laps

Grp 1 - SRF,SPU,SRF3,EVSR

Lime Rock Classic 1.500 miles

Race 1 #17-RQ-4903-S

6/17/2017 09:00 AM

Race (18:00 or 15 Laps) started at 9:06:37

Pos	No.	Name	Class	Laps	Diff	Total Tm	Best Tm	Make-Model	Sponsor
1	22	Lee McNeish	SRF3	14		15:04.733	57.671	SCCA SRF 3/R	
2	12	Steve Introne	SRF3	14	5.334	15:10.067	58.169	SCCA Enterpri:	IntroneCom.com Black
3	36	Kevin Treffeisen	SRF3	14	5.614	15:10.347	57.846	Ford SRF3/Gre	A. Treffeisen & Sons L
4	35	Richard Wiehl	SRF3	14	8.827	15:13.560	58.036	SCCA Enterpri:	CITGO
5	20	Steve Owens	SRF3	14	9.991	15:14.724	59.538	SCCA SRF/Yell	Finish Line Product Dev
6	10	Doug Garrison	SRF3	14	11.453	15:16.186	59.271	SCCA Enterpri:	Garrison Motorsports
7	72	Federico Burgos	SRF3	14	12.022	15:16.755	58.933	SCCA ENTERP	BOGUS ENTERPRISES
8	8	Jonathan Emms	SRF3	14	13.558	15:18.291	59.410	SCCA Enterpri:	Clockwork Orange Raci
9	42	John Bertolini	SRF3	14	14.838	15:19.571	59.255	SCCA Enterpri:	
10	98	J P DeVillars	SRF3	14	19.991	15:24.724	58.718	SCCA Enterpri:	BlueWave Racing
11	66	John Steinmetz	SRF	14	21.416	15:26.149	1:00.224	Ford SRF2/wh	
12	26	Chris Brassard	SRF	14	21.913	15:26.646	1:00.530	Ford Spec Rac	Ten Eyck Group Insura
13	94	Mike Feno	SRF3	14	22.902	15:27.635	1:00.356	Spec Racer Fo	Euro-Tire
14	27	Steven Nelson	SRF	14	23.354	15:28.087	1:01.186	SCCA Enterpri:	My Three Sons Racing
15	17	Don Kahn	SRF	14	24.752	15:29.485	1:01.154	SCCA Enterpri:	
16	73	Bob Devol	SRF3	14	26.494	15:31.227	1:01.066	Spec Racer Fo	Bob Devol Communical
17	97	Jeffrey Swann	SRF3	14	27.513	15:32.246	1:00.253	SCCA Enterpri:	powered by Mobility
18	29	Josh Treffeisen	SRF3	14	28.507	15:33.240	1:01.501	Ford Spec Rac	A .Treffeisen & Sons LL
19	85	Chris Andrews	SRF	14	29.189	15:33.922	1:00.999	SCCA Enterpri:	
20	4	Scott James	SRF	14	30.805	15:35.538	1:01.543	SCCA Enterpri:	Chicane Racing/Motion
21	#03	Gary Vizioli	SRF	13	1 Lap	15:05.784	1:00.500	SCCA Enterpri:	Professional Auto Verr
22	37	Abhi Ghatak	SRF	13	1 Lap	15:06.643	1:01.799	SCCA Enterpri:	Motion Dynamics
23	#04	Mark Peyser	SRF	13	1 Lap	15:11.053	1:01.094	Spec Racer Fo	Schick
24	69	Mark Saviet	SRF	13	1 Lap	15:12.322	1:02.392	Spec Racer Fo	DADDYLUBE - 'Service
25	31	Leslie Kurz	SRF	13	1 Lap	15:20.742	1:03.654	Spec Racer Fo	
26	55	Andrew Bairley	SRF	9	5 Laps	10:21.706	1:05.721	SCCA Enterpri:	
27	13	Carl Warren	SRF	5	9 Laps	5:23.903	1:02.454	Spec Racer Fo	KML Racing

Announcements

**New Track Record (57.671) for SRF3 by Lee McNeish.
Time Prov 0923 Time Final 0953
Early checker due to on-track incident**

Margin of Victory	Avg. Speed	Best Lap Tm	Best Speed	Best Lap by
5.334	83.561	57.671	93.635	22 - Lee McNeish

Joshua Underwood, Chief of Timing & Scoring

Orbits

Dave Faita, Chief Steward / Butch O'Connor, Chairman SOM

www.mylaps.com
Licensed to: NER, SCCA



**New England Region
NERRC Paddock Crawl Divisional
Official Race Result**



NERRC Paddock Crawl Divisional

Sorted on Laps

Grp 1 - SRF,SPU,SRF3,EVSR

Lime Rock Classic 1.500 miles

Race 1 #17-RQ-4903-S

6/17/2017 09:00 AM

Race (18:00 or 15 Laps) started at 9:06:37

Pos	No.	Name	Class	Laps	Diff	Total Tm	Best Tm	Make-Model	Sponsor
SRF									
1	66	John Steinmetz	SRF	14		15:26.149	1:00.224	Ford SRF2/wh	
2	26	Chris Brassard	SRF	14	0.497	15:26.646	1:00.530	Ford Spec Rac	Ten Eyck Group Insura
3	27	Steven Nelson	SRF	14	1.938	15:28.087	1:01.186	SCCA Enterpri	My Three Sons Racing
4	17	Don Kahn	SRF	14	3.336	15:29.485	1:01.154	SCCA Enterpri	
5	85	Chris Andrews	SRF	14	7.773	15:33.922	1:00.999	SCCA Enterpri	
6	4	Scott James	SRF	14	9.389	15:35.538	1:01.543	SCCA Enterpri	Chicane Racing/Motion
7	#03	Gary Vizioli	SRF	13	1 Lap	15:05.784	1:00.500	SCCA Enterpri	Professional Auto Verr
8	37	Abhi Ghatak	SRF	13	1 Lap	15:06.643	1:01.799	SCCA Enterpri	Motion Dynamics
9	#04	Mark Peyser	SRF	13	1 Lap	15:11.053	1:01.094	Spec Racer Fo	Schick
10	69	Mark Saviet	SRF	13	1 Lap	15:12.322	1:02.392	Spec Racer Fo	DADDYLUBE - 'Service
11	31	Leslie Kurz	SRF	13	1 Lap	15:20.742	1:03.654	Spec Racer Fo	
12	55	Andrew Bairley	SRF	9	5 Laps	10:21.706	1:05.721	SCCA Enterpri	
13	13	Carl Warren	SRF	5	9 Laps	5:23.903	1:02.454	Spec Racer Fo	KML Racing

SRF3									
1	22	Lee McNeish	SRF3	14		15:04.733	57.671	SCCA SRF 3/R	
2	12	Steve Introne	SRF3	14	5.334	15:10.067	58.169	SCCA Enterpri	IntroneCom.com Black
3	36	Kevin Treffeisen	SRF3	14	5.614	15:10.347	57.846	Ford SRF3/Gre	A. Treffeisen & Sons L
4	35	Richard Wiehl	SRF3	14	8.827	15:13.560	58.036	SCCA Enterpri	CITGO
5	20	Steve Owens	SRF3	14	9.991	15:14.724	59.538	SCCA SRF/Yell	Finish Line Product De
6	10	Doug Garrison	SRF3	14	11.453	15:16.186	59.271	SCCA Enterpri	Garrison Motorsports
7	72	Federico Burgos	SRF3	14	12.022	15:16.755	58.933	SCCA ENTERP	BOGUS ENTERPRISES
8	8	Jonathan Emms	SRF3	14	13.558	15:18.291	59.410	SCCA Enterpri	Clockwork Orange Raci
9	42	John Bertolini	SRF3	14	14.838	15:19.571	59.255	SCCA Enterpri	
10	98	J P DeVillars	SRF3	14	19.991	15:24.724	58.718	SCCA Enterpri	BlueWave Racing
11	94	Mike Fenno	SRF3	14	22.902	15:27.635	1:00.356	Spec Racer Fo	Euro-Tire
12	73	Bob Devol	SRF3	14	26.494	15:31.227	1:01.066	Spec Racer Fo	Bob Devol Communicat
13	97	Jeffrey Swann	SRF3	14	27.513	15:32.246	1:00.253	SCCA Enterpri	powered by Mobility
14	29	Josh Treffeisen	SRF3	14	28.507	15:33.240	1:01.501	Ford Spec Rac	A .Treffeisen & Sons LL

Announcements

**New Track Record (57.671) for SRF3 by Lee McNeish.
Time Prov 0923 Time Final 0953
Early checker due to on-track incident**

Margin of Victory	Avg. Speed	Best Lap Tm	Best Speed	Best Lap by
5.334	83.561	57.671	93.635	22 - Lee McNeish

Joshua Underwood, Chief of Timing & Scoring

Orbits

Dave Faita, Chief Steward / Butch O'Connor, Chairman SOM

Joshua Underwood

www.mylaps.com
Licensed to: NER, SCCA

NERRC Paddock Crawl Divisional

Lapchart

Grp 1 - SRF,SPU,SRF3,EVSR

Lime Rock Classic 1.500 miles

Race 1 #17-RQ-4903-S

6/17/2017 09:00 AM

Race (18:00 or 15 Laps) started at 9:06:37

Competitors	Laps														
	0	1	2	3	4	5	6	7	8	9	10	11	12	13	14
Lee McNeish (22)	1	22	22	12	12	12	12	12	22	22	22	22	22	22	22
Steve Introne (12)	2	12	12	22	22	22	22	12	12	12	35	12	12	12	12
Kevin Treffeisen (36)	3	36	36	36	36	36	36	35	35	35	12	36	36	36	36
Richard Wiehl (35)	4	35	35	35	35	35	35	36	36	36	36	35	35	35	35
John Bertolini (42)	5	42	42	42	42	20	10	20	20	20	20	20	20	20	20
Doug Garrison (10)	6	10	20	20	20	10	20	10	10	10	10	10	10	10	10
Steve Owens (20)	7	20	10	10	10	10	42	72	72	72	72	72	72	72	72
Federico Burgos (72)	8	72	72	72	72	72	42	42	8	8	8	42	42	8	8
Jonathan Emms (8)	9	8	94	8	8	8	8	8	42	42	42	8	8	42	42
Mike Feno (94)	10	94	8	94	66	66	66	66	66	66	98	98	98	98	98
Chris Brassard (26)	11	26	66	66	26	26	26	26	98	98	98	66	66	66	66
John Steinmetz (66)	12	66	26	26	94	94	94	94	26	26	26	26	94	26	26
Bob Devol (73)	13	73	27	27	27	27	98	98	94	94	94	94	94	26	94
Steven Nelson (27)	14	27	#04	#04	98	98	27	27	27	27	27	27	27	27	27
Jeffrey Swann (97)	15	97	97	97	13	13	17	17	17	17	17	17	17	17	17
Don Kahn (17)	16	17	13	73	4	4	4	4	73	73	73	73	73	73	73
Mark Peyser (#04)	17	#04	73	13	17	17	73	73	29	29	29	29	29	97	97
Josh Treffeisen (29)	18	29	4	4	73	73	29	29	4	4	4	85	85	29	29
Carl Warren (13)	19	13	17	98	29	29	13	85	85	85	4	97	85	85	85
Chris Andrews (85)	20	85	98	17	85	85	85	97	97	97	97	97	4	4	4
Scott James (4)	21	4	69	29	69	69	69	37	37	37	37	37	#03	#03	#03
Mark Saviet (69)	22	69	29	69	37	37	37	#04	69	69	#03	#03	37	37	37
Leslie Kurz (31)	23	31	85	85	#03	#03	97	69	#03	#03	#04	#04	#04	#04	#04
Abhi Ghatak (37)	24	37	37	37	#04	97	#03	#03	#04	#04	69	69	69	69	69
J P DeVillars (98)	25	98	#03	#03	97	#04	#04	31	31	31	31	31	31	31	31
Andrew Bairley (55)	26	55	31	31	31	31	31	55	55	55	55				
Gary Vizioli (#03)	27	#03	55	55	55	55	55								



New England Region NERRC Paddock Crawl Divisional Official Race Result



NERRC Paddock Crawl Divisional


Grp 1 - SRF,SPU,SRF3,EVSR

Lime Rock Classic 1.500 miles

Race 1 #17-RQ-4903-S

6/17/2017 09:00 AM

Race (18:00 or 15 Laps) started at 9:06:37



(22) Lee McNeish	13 1:07.011 +8.975	11 1:02.620 +3.210	9 1:00.909 +0.379	7 1:01.354 +0.288
1 1:01.294 +3.623	14 2:12.000 +1:13.964	12 1:00.118 +0.708	10 1:01.899 +1.369	8 1:01.996 +0.930
2 59.223 +1.552	(20) Steve Owens	13 1:00.832 +1.422	11 1:01.187 +0.657	9 1:01.213 +0.147
3 58.364 +0.693	1 1:03.291 +3.753	14 2:09.825 +1:10.415	12 1:01.262 +0.732	10 1:01.531 +0.465
4 58.755 +1.084	2 1:00.636 +1.098	(42) John Bertolini	13 1:11.440 +0.910	11 1:01.071 +0.005
5 58.712 +1.041	3 59.870 +0.332	1 1:03.264 +4.009	14 1:55.174 +54.644	12 1:01.066
6 58.363 +0.692	4 1:00.089 +0.551	2 1:00.519 +1.264	(94) Mike Feno	13 1:05.865 +4.799
7 58.426 +0.755	5 1:00.185 +0.647	3 59.949 +0.694	1 1:04.704 +4.348	14 1:51.045 +49.979
8 58.703 +1.032	6 59.817 +0.279	4 1:00.284 +1.029	2 1:02.516 +2.160	(97) Jeffrey Swann
9 58.029 +0.358	7 1:00.480 +0.942	5 1:00.946 +1.691	3 1:02.424 +2.068	1 1:06.619 +6.366
10 57.671	8 59.605 +0.067	6 1:00.138 +0.883	4 1:00.987 +0.631	2 1:01.449 +1.196
11 57.962 +0.291	9 59.631 +0.093	7 1:00.231 +0.976	5 1:01.065 +0.709	3 1:17.421 +17.168
12 58.740 +1.069	10 59.651 +0.113	8 1:00.562 +1.307	6 1:00.356	4 1:01.670 +1.417
13 1:07.426 +9.755	11 1:00.606 +1.068	9 59.385 +0.130	7 1:01.163 +0.807	5 1:01.936 +1.683
14 2:13.065 +1:15.394	12 59.538	10 59.255	8 1:00.878 +0.522	6 1:02.632 +2.379
(12) Steve Introne	13 1:00.408 +0.870	11 1:02.239 +2.984	9 1:00.765 +0.409	7 1:01.342 +1.089
1 1:01.265 +3.096	14 2:10.085 +1:10.547	12 1:00.141 +0.886	10 1:02.262 +1.906	8 1:00.396 +0.143
2 58.886 +0.717	(10) Doug Garrison	13 1:02.107 +2.852	11 1:00.769 +0.413	9 1:00.751 +0.498
3 58.405 +0.236	1 1:03.440 +4.169	14 2:09.913 +1:10.658	12 1:00.842 +0.486	10 1:00.253
4 58.915 +0.746	2 1:00.827 +1.556	(98) J P DeVillars	13 1:12.254 +11.898	11 1:00.832 +0.579
5 58.659 +0.490	3 59.671 +0.400	1 1:07.178 +8.460	14 1:55.436 +55.080	12 1:01.240 +0.987
6 58.488 +0.319	4 1:00.028 +0.757	2 1:02.277 +3.559	(27) Steven Nelson	13 1:11.814 +11.561
7 59.144 +0.975	5 1:00.259 +0.988	3 1:02.053 +3.335	1 1:06.115 +4.929	14 1:42.003 +41.750
8 58.169	6 59.723 +0.452	4 59.852 +1.134	2 1:01.931 +0.745	(29) Josh Treffeisen
9 58.506 +0.337	7 1:00.563 +1.292	5 1:00.005 +1.287	3 1:01.719 +0.533	1 1:10.289 +8.788
10 58.747 +0.578	8 59.701 +0.430	6 58.718	4 1:02.089 +0.903	2 1:03.316 +1.815
11 59.794 +1.625	9 59.560 +0.289	7 59.909 +1.191	5 1:01.364 +0.178	3 1:03.347 +1.846
12 58.811 +0.642	10 59.677 +0.406	8 1:00.365 +1.647	6 1:01.215 +0.029	4 1:02.129 +0.628
13 1:10.692 +12.523	11 1:01.128 +1.857	9 59.537 +0.819	7 1:01.558 +0.372	5 1:02.210 +0.709
14 2:11.498 +1:13.329	12 59.271	10 1:00.358 +1.640	8 1:01.400 +0.214	6 1:02.641 +1.140
(36) Kevin Treffeisen	13 1:02.393 +3.122	11 59.902 +1.184	9 1:01.322 +0.136	7 1:01.501
1 1:01.833 +3.987	14 2:09.189 +1:09.918	12 59.726 +1.008	10 1:01.274 +0.088	8 1:02.534 +1.033
2 59.083 +1.237	(72) Federico Burgos	13 1:06.987 +8.269	11 1:01.186	9 1:01.689 +0.188
3 58.348 +0.502	1 1:04.012 +5.079	14 2:04.413 +1:05.695	12 1:01.658 +0.472	10 1:03.091 +1.590
4 58.703 +0.857	2 1:00.429 +1.496	(66) John Steinmetz	13 1:08.801 +7.615	11 1:01.607 +0.106
5 58.722 +0.876	3 59.595 +0.662	1 1:05.051 +4.827	14 1:54.731 +53.545	12 1:02.388 +0.887
6 58.479 +0.633	4 1:00.057 +1.124	2 1:02.004 +1.780	(17) Don Kahn	13 1:12.155 +10.654
7 59.472 +1.626	5 1:00.608 +1.675	3 1:01.445 +1.221	1 1:08.316 +7.162	14 1:42.080 +40.579
8 58.525 +0.679	6 59.384 +0.451	4 1:00.536 +0.312	2 1:03.235 +2.081	(85) Chris Andrews
9 58.613 +0.767	7 1:00.333 +1.400	5 1:00.224	3 1:03.649 +2.495	1 1:10.359 +9.360
10 57.846	8 59.954 +1.021	6 1:00.505 +0.281	4 1:01.992 +0.838	2 1:03.885 +2.886
11 59.277 +1.431	9 59.497 +0.564	7 1:00.406 +0.182	5 1:01.850 +0.696	3 1:05.954 +4.955
12 58.969 +1.123	10 59.716 +0.783	8 1:00.434 +0.210	6 1:01.426 +0.272	4 1:02.448 +1.449
13 1:11.408 +13.562	11 1:01.401 +2.468	9 1:00.581 +0.357	7 1:01.621 +0.467	5 1:01.740 +0.741
14 2:10.814 +1:12.968	12 58.933	10 1:01.683 +1.459	8 1:01.512 +0.358	6 1:01.439 +0.440
(35) Richard Wiehl	13 1:03.013 +4.080	11 1:00.249 +0.025	9 1:01.413 +0.259	7 1:01.352 +0.353
1 1:02.218 +4.182	14 2:08.813 +1:09.880	12 1:00.695 +0.471	10 1:01.154	8 1:00.999
2 59.357 +1.321	(8) Jonathan Emms	13 1:05.118 +4.894	11 1:02.163 +1.009	9 1:01.756 +0.757
3 58.690 +0.654	1 1:04.866 +5.456	14 2:05.657 +1:05.433	12 1:01.741 +0.587	10 1:02.507 +1.508
4 58.545 +0.509	2 59.812 +0.402	(26) Chris Brassard	13 1:06.296 +5.142	11 1:01.821 +0.822
5 58.036	3 59.670 +0.260	1 1:05.498 +4.968	14 1:51.040 +49.886	12 1:02.903 +1.904
6 58.382 +0.346	4 59.976 +0.566	2 1:02.242 +1.712	(73) Bob Devol	13 1:12.282 +11.283
7 58.587 +0.551	5 1:00.961 +1.551	3 1:01.263 +0.733	1 1:08.160 +7.094	14 1:41.769 +40.770
8 58.150 +0.114	6 59.445 +0.035	4 1:01.111 +0.581	2 1:01.524 +0.458	(4) Scott James
9 58.388 +0.352	7 1:00.070 +0.660	5 1:00.688 +0.158	3 1:06.998 +5.932	1 1:07.409 +5.866
10 58.309 +0.273	8 59.780 +0.370	6 1:00.530	4 1:01.665 +0.599	2 1:02.679 +1.136
11 1:06.781 +8.745	9 59.701 +0.291	7 1:00.761 +0.231	5 1:03.250 +2.184	3 1:04.011 +2.468
12 58.784 +0.748	10 59.410	8 1:01.175 +0.645	6 1:02.892 +1.826	4 1:02.335 +0.792

Joshua Underwood, Chief of Timing & Scoring

Orbits

Dave Faita, Chief Steward / Butch O'Connor, Chairman SOM

Joshua Underwood

www.mylaps.com
Licensed to: NER, SCCA



New England Region
 NERRC Paddock Crawl Divisional
 Official Race Result



NERRC Paddock Crawl Divisional

Grp 1 - SRF,SPU,SRF3,EVSR

Lime Rock Classic 1.500 miles

Race 1 #17-RQ-4903-S

6/17/2017 09:00 AM

Race (18:00 or 15 Laps) started at 9:06:37

5	1:03.572	+2.029	6	1:05.902	+3.510
6	1:03.281	+1.738	7	1:03.841	+1.449
7	1:02.662	+1.119	8	1:02.664	+0.272
8	1:01.932	+0.389	9	1:03.459	+1.067
9	1:01.543		10	1:02.965	+0.573
10	1:03.089	+1.546	11	1:02.392	
11	1:03.520	+1.977	12	1:09.171	+6.779
12	1:02.541	+0.998	13	2:11.386	+1:08.994
13	1:11.930	+10.387			
14	1:42.297	+40.754			

(31) Leslie Kurz

1	1:12.475	+8.821
2	1:07.648	+3.994
3	1:07.044	+3.390
4	1:06.020	+2.366
5	1:05.611	+1.957
6	1:05.253	+1.599
7	1:05.125	+1.471
8	1:04.675	+1.021
9	1:04.189	+0.535
10	1:06.297	+2.643
11	1:03.654	
12	1:08.010	+4.356
13	2:01.538	+57.884

(#03) Gary Vizoli

1	1:09.481	+8.981
2	1:03.567	+3.067
3	1:06.731	+6.231
4	1:04.601	+4.101
5	1:02.272	+1.772
6	1:05.378	+4.878
7	1:03.903	+3.403
8	1:02.472	+1.972
9	1:01.080	+0.580
10	1:00.500	
11	1:01.513	+1.013
12	1:07.124	+6.624
13	2:12.537	+1:12.037

(55) Andrew Bairley

1	1:13.088	+7.367
2	1:07.191	+1.470
3	1:08.152	+2.431
4	1:08.172	+2.451
5	1:07.307	+1.586
6	1:09.986	+4.265
7	1:05.721	
8	1:08.624	+2.903
9	1:09.054	+3.333

(37) Abhi Ghatak

1	1:10.156	+8.357
2	1:03.937	+2.138
3	1:06.675	+4.876
4	1:04.487	+2.688
5	1:02.269	+0.470
6	1:04.062	+2.263
7	1:01.980	+0.181
8	1:02.035	+0.236
9	1:02.004	+0.205
10	1:01.799	
11	1:04.453	+2.654
12	1:08.755	+6.956
13	2:10.630	+1:08.831

(13) Carl Warren

1	1:06.854	+4.400
2	1:03.172	+0.718
3	1:03.613	+1.159
4	1:02.454	
5	1:05.143	+2.689

(#04) Mark Peyser

1	1:05.953	+4.859
2	1:01.727	+0.633
3	1:17.430	+16.336
4	1:02.696	+1.602
5	1:01.618	+0.524
6	1:03.547	+2.453
7	1:05.722	+4.628
8	1:02.476	+1.382
9	1:01.172	+0.078
10	1:01.094	
11	1:01.905	+0.811
12	1:12.779	+11.685
13	2:10.763	+1:09.669

(69) Mark Saviet

1	1:09.379	+6.987
2	1:04.195	+1.803
3	1:07.255	+4.863
4	1:03.778	+1.386
5	1:02.786	+0.394

Joshua Underwood, Chief of Timing & Scoring

Dave Faita, Chief Steward / Butch O'Connor, Chairman SOM


Orbits

Joshua Underwood

www.mylaps.com
 Licensed to: NER, SCCA



**New England Region
NERRC Paddock Crawl Divisional
Official Race Result**



NERRC Paddock Crawl Divisional

Sorted on Best Lap time

Grp 1 - SRF,SPU,SRF3,EVSR

Lime Rock Classic 1.500 miles

Race 1 #17-RQ-4903-S

6/17/2017 09:00 AM

Race (18:00 or 15 Laps) started at 9:06:37

Pos	No.	Name	Class	Best Tm	Diff	Best Speed	In Lap	Make-Model	Sponsor
SRF									
1	66	John Steinmetz	SRF	1:00.224		89.665	5	Ford SRF2/white/bl	
2	#03	Gary Vizioli	SRF	1:00.500	0.276	89.256	10	SCCA Enterprise SF	Professional Auto
3	26	Chris Brassard	SRF	1:00.530	0.306	89.212	6	Ford Spec Racer/R	Ten Eyck Group In
4	85	Chris Andrews	SRF	1:00.999	0.775	88.526	8	SCCA Enterprises S	
5	#04	Mark Peyser	SRF	1:01.094	0.870	88.388	10	Spec Racer Ford/bl	Schick
6	17	Don Kahn	SRF	1:01.154	0.930	88.302	10	SCCA Enterprises S	
7	27	Steven Nelson	SRF	1:01.186	0.962	88.255	11	SCCA Enterprises S	My Three Sons Rac
8	4	Scott James	SRF	1:01.543	1.319	87.744	9	SCCA Enterprises S	Chicane Racing/Mo
9	37	Abhi Ghatak	SRF	1:01.799	1.575	87.380	10	SCCA Enterprises S	Motion Dynamics
10	69	Mark Saviet	SRF	1:02.392	2.168	86.550	11	Spec Racer Ford/bl	DADDYLUBE - 'Sen
11	13	Carl Warren	SRF	1:02.454	2.230	86.464	4	Spec Racer Ford/ze	KML Racing
12	31	Leslie Kurz	SRF	1:03.654	3.430	84.834	11	Spec Racer Ford/pi	
13	55	Andrew Bairley	SRF	1:05.721	5.497	82.166	7	SCCA Enterprises S	
SRF3									
1	22	Lee McNeish	SRF3	57.671		93.635	10	SCCA SRF 3/Red	
2	36	Kevin Treffeisen	SRF3	57.846	0.175	93.351	10	Ford SRF3/Green	A. Treffeisen & Son
3	35	Richard Wiehl	SRF3	58.036	0.365	93.046	5	SCCA Enterprises S	CITGO
4	12	Steve Introne	SRF3	58.169	0.498	92.833	8	SCCA Enterprises S	IntroneCom.com E
5	98	J P DeVillars	SRF3	58.718	1.047	91.965	6	SCCA Enterprises S	BlueWave Racing
6	72	Federico Burgos	SRF3	58.933	1.262	91.629	12	SCCA ENTERPRISE	BOGUS ENTERPRISE
7	42	John Bertolini	SRF3	59.255	1.584	91.132	10	SCCA Enterprises S	
8	10	Doug Garrison	SRF3	59.271	1.600	91.107	12	SCCA Enterprises S	Garrison Motorspor
9	8	Jonathan Emms	SRF3	59.410	1.739	90.894	10	SCCA Enterprises S	Clockwork Orange
10	20	Steve Owens	SRF3	59.538	1.867	90.698	12	SCCA SRF/Yellow/E	Finish Line Product
11	97	Jeffrey Swann	SRF3	1:00.253	2.582	89.622	10	SCCA Enterprises S	powered by Mobile
12	94	Mike Feno	SRF3	1:00.356	2.685	89.469	6	Spec Racer Ford SF	Euro-Tire
13	73	Bob Devol	SRF3	1:01.066	3.395	88.429	12	Spec Racer Ford/bl	Bob Devol Commu
14	29	Josh Treffeisen	SRF3	1:01.501	3.830	87.803	7	Ford Spec Racer Fc	A. Treffeisen & Son

Announcements

New Track Record (57.671) for SRF3 by Lee McNeish.

Time Prov 0923 Time Final 0953

Early checker due to on-track incident

Joshua Underwood, Chief of Timing & Scoring

Orbits

Dave Faita, Chief Steward / Butch O'Connor, Chairman SOM

www.mylaps.com
Licensed to: NER, SCCA



**New England Region
NERRC Paddock Crawl Divisional
Official Race Result**



NERRC Paddock Crawl Divisional

Sorted on Laps

Grp 2 - SM,SM5,SMT,T3

Lime Rock Classic 1.500 miles

Race 1 #17-RQ-4903-S

6/17/2017 09:25 AM

Race (18:00 or 15 Laps) started at 9:32:41

Pos	No.	Name	Class	Laps	Diff	Total Tm	Best Tm	Make-Model	Sponsor
1	118	Jonathan Goring	SM	15		16:23.429	1:01.400	Mazda Miata/γ	Jonathan Goring Motor
2	50	Ralle Rookey	SM	15	2.032	16:25.461	1:01.545	Mazda Miata/F	Rossini Racing Product
3	18	Evan Karl	SM	15	5.674	16:29.103	1:01.682	Mazda Miata/v	BK Motorsports
4	23	Peter Ludwig	SM	15	18.514	16:41.943	1:01.834	Mazda MIATA/	AUTOWORKS UNLIMIT
5	80	Richard Astacio	SM	15	20.541	16:43.970	1:02.435	Mazda Spec M	Astacio Plumbing
6	70	Jimmy Locke	SM	15	29.748	16:53.177	1:02.885	Mazda Miata/r	NorthEast Earth Mecha
7	11	Richard Bennett	SM	15	30.160	16:53.589	1:03.290	Mazda Miata/F	
8	8	Linda Lemelin	SM	15	40.982	17:04.411	1:04.101	Mazda Miata/c	Mazda
9	15	Doug Fisher	SM	15	54.522	17:17.951	1:04.442	Mazda Miata/E	Father Daughter Racing
10	95	Roni Dersovitz	SM	15	55.296	17:18.725	1:03.998	Mazda Miata/F	SAC Racing
11	42	Kurt Uzbay	SM	15	56.368	17:19.797	1:04.320	Mazda Spec M	Stifel Nicolaus & Co.
12	#02	Pratt Tanner	SM	14	1 Lap	16:33.235	1:06.153	Mazda Miata/v	Thanks Dad Racing
13	76	Alfred Candito	SM	14	1 Lap	16:34.416	1:05.865	Mazda Miata/v	
14	33	Rebecca Harvey	SM	14	1 Lap	17:02.637	1:08.245	Mazda Miata/E	Road Rebels
15	90	Ryan Duke	SM	14	1 Lap	17:04.383	1:07.175	Mazda Miata/E	
16	#00	Kurt Schmid	SM	14	1 Lap	17:06.477	1:07.730	Mazda Miata/E	
17	92	Cody Connelly	SM	14	1 Lap	17:07.011	1:07.212	Mazda Miata/E	Village auto works
18	43	Wendy Cappola	SM	14	1 Lap	17:27.698	1:08.256	Mazda 1994 M	She Racing Flatout Mc

Announcements

Time Prov 0950 Time Final 1020

Margin of Victory	Avg. Speed	Best Lap Tm	Best Speed	Best Lap by
2.032	82.365	1:01.400	87.948	118 - Jonathan Goring

Joshua Underwood, Chief of Timing & Scoring


Orbits

Dave Faita, Chief Steward / Butch O'Connor, Chairman SOM

www.mylaps.com
Licensed to: NER, SCCA



**New England Region
NERRC Paddock Crawl Divisional
Official Race Result**



NERRC Paddock Crawl Divisional

Sorted on Laps

Grp 2 - SM,SM5,SMT,T3

Lime Rock Classic 1.500 miles

Race 1 #17-RQ-4903-S

6/17/2017 09:25 AM

Race (18:00 or 15 Laps) started at 9:32:41

Pos	No.	Name	Class	Laps	Diff	Total Tm	Best Tm	Make-Model	Sponsor
SM									
1	118	Jonathan Goring	SM	15		16:23.429	1:01.400	Mazda Miata/v	Jonathan Goring Motor
2	50	Ralle Rookey	SM	15	2.032	16:25.461	1:01.545	Mazda Miata/F	Rossini Racing Product
3	18	Evan Karl	SM	15	5.674	16:29.103	1:01.682	Mazda Miata/v	BK Motorsports
4	23	Peter Ludwig	SM	15	18.514	16:41.943	1:01.834	Mazda MIATA/	AUTOWORKS UNLIMIT
5	80	Richard Astacio	SM	15	20.541	16:43.970	1:02.435	Mazda Spec M	Astacio Plumbing
6	70	Jimmy Locke	SM	15	29.748	16:53.177	1:02.885	Mazda Miata/r	NorthEast Earth Mecha
7	11	Richard Bennett	SM	15	30.160	16:53.589	1:03.290	Mazda Miata/F	
8	8	Linda Lemelin	SM	15	40.982	17:04.411	1:04.101	Mazda Miata/c	Mazda
9	15	Doug Fisher	SM	15	54.522	17:17.951	1:04.442	Mazda Miata/E	Father Daughter Racing
10	95	Roni Dersovitz	SM	15	55.296	17:18.725	1:03.998	Mazda Miata/F	SAC Racing
11	42	Kurt Uzbay	SM	15	56.368	17:19.797	1:04.320	Mazda Spec M	Stifel Nicolaus & Co.
12	#02	Pratt Tanner	SM	14	1 Lap	16:33.235	1:06.153	Mazda Miata/v	Thanks Dad Racing
13	76	Alfred Candito	SM	14	1 Lap	16:34.416	1:05.865	Mazda Miata/v	
14	33	Rebecca Harvey	SM	14	1 Lap	17:02.637	1:08.245	Mazda Miata/E	Road Rebels
15	90	Ryan Duke	SM	14	1 Lap	17:04.383	1:07.175	Mazda Miata/E	
16	#00	Kurt Schmid	SM	14	1 Lap	17:06.477	1:07.730	Mazda Miata/E	
17	92	Cody Connelly	SM	14	1 Lap	17:07.011	1:07.212	Mazda Miata/E	Village auto works
18	43	Wendy Cappola	SM	14	1 Lap	17:27.698	1:08.256	Mazda 1994 M	She Racing Flatout Mc

Announcements

Time Prov 0950 Time Final 1020

Margin of Victory	Avg. Speed	Best Lap Tm	Best Speed	Best Lap by
2.032	82.365	1:01.400	87.948	118 - Jonathan Goring

Joshua Underwood, Chief of Timing & Scoring

Orbits

Dave Faita, Chief Steward / Butch O'Connor, Chairman SOM

www.mylaps.com
Licensed to: NER, SCCA

NERRC Paddock Crawl Divisional

Lapchart


Grp 2 - SM,SM5,SMT,T3

Lime Rock Classic 1.500 miles

Race 1 #17-RQ-4903-S

6/17/2017 09:25 AM

Race (18:00 or 15 Laps) started at 9:32:41



Competitors

Laps

	0	1	2	3	4	5	6	7	8	9	10	11	12	13	14	15
Evan Karl (18)	1	18	18	118	118	118	118	118	118	118	118	118	118	118	118	118
Jonathan Goring (118)	2	118	118	18	18	50	50	50	50	50	50	50	50	50	50	50
Peter Ludwig (23)	3	23	23	50	50	18	18	18	18	18	18	18	18	18	18	18
Ralle Rookey (50)	4	50	50	23	23	23	23	23	23	23	23	23	23	23	23	23
Richard Bennett (11)	5	11	80	80	80	80	80	80	80	80	80	80	80	80	80	80
Richard Astacio (80)	6	80	11	11	11	11	11	11	11	11	11	11	11	11	70	70
Roni Dersovitz (95)	7	95	95	8	8	70	70	70	70	70	70	70	70	70	11	11
Pratt Tanner (#02)	8	#02	8	70	70	8	8	8	8	8	8	8	8	8	8	8
Linda Lemelin (8)	9	8	42	95	95	95	95	95	15	15	15	15	15	15	15	15
Kurt Uzbay (42)	10	42	33	15	15	15	15	15	42	42	42	95	95	95	95	95
Alfred Candito (76)	11	76	76	42	42	42	42	42	95	95	95	42	42	42	42	42
Doug Fisher (15)	12	15	15	#02	#02	#02	#02	#02	#02	#02	#02	#02	#02	#02	#02	#02
Kurt Schmid (#00)	13	#00	#02	33	76	76	76	76	76	76	76	76	76	76	76	76
Rebecca Harvey (33)	14	33	70	76	33	33	33	33	33	33	33	33	33	33	33	33
Wendy Cappola (43)	15	43	#00	92	92	90	90	90	90	90	90	90	90	90	90	90
Ryan Duke (90)	16	90	90	#00	90	92	92	92	92	#00	#00	#00	#00	#00	#00	#00
Cody Connelly (92)	17	92	43	90	#00	#00	#00	#00	92	92	92	92	92	92	92	92
Jimmy Locke (70)	18	70	92	43	43	43	43	43	43	43	43	43	43	43	43	43



New England Region NERRC Paddock Crawl Divisional Official Race Result



NERRC Paddock Crawl Divisional

Grp 2 - SM,SM5,SMT,T3

Lime Rock Classic 1.500 miles

Race 1 #17-RQ-4903-S

6/17/2017 09:25 AM

Race (18:00 or 15 Laps) started at 9:32:41

<u>(118) Jonathan Goring</u>			<u>(80) Richard Astacio</u>			<u>(15) Doug Fisher</u>			<u>(#02) Pratt Tanner</u>			<u>(#00) Kurt Schmid</u>		
1	1:56.808	+55.408	1	1:56.569	+54.134	1	1:55.563	+51.121	1	1:57.069	+50.916	1	1:55.590	+47.860
2	1:03.587	+2.187	2	1:05.488	+3.053	2	1:08.922	+4.480	2	1:10.523	+4.370	2	1:14.876	+7.146
3	1:01.582	+0.182	3	1:03.852	+1.417	3	1:04.442		3	1:07.028	+0.875	3	1:11.200	+3.470
4	1:01.403	+0.003	4	1:02.863	+0.428	4	1:05.073	+0.631	4	1:06.434	+0.281	4	1:09.841	+2.111
5	1:01.507	+0.107	5	1:02.943	+0.508	5	1:05.754	+1.312	5	1:07.375	+1.222	5	1:11.223	+3.493
6	1:01.412	+0.012	6	1:02.904	+0.469	6	1:05.243	+0.801	6	1:07.216	+1.063	6	1:09.223	+1.493
7	1:01.400		7	1:02.875	+0.440	7	1:05.219	+0.777	7	1:07.249	+1.096	7	1:09.065	+1.335
8	1:02.098	+0.698	8	1:02.435		8	1:05.776	+1.334	8	1:07.248	+1.095	8	1:10.153	+2.423
9	1:02.642	+1.242	9	1:04.959	+2.524	9	1:05.544	+1.102	9	1:06.632	+0.479	9	1:09.103	+1.373
10	1:01.667	+0.267	10	1:02.993	+0.558	10	1:05.470	+1.028	10	1:06.242	+0.089	10	1:09.103	+1.373
11	1:01.801	+0.401	11	1:03.651	+1.216	11	1:05.049	+0.607	11	1:06.754	+0.601	11	1:08.918	+1.188
12	1:01.648	+0.248	12	1:03.503	+1.068	12	1:06.024	+1.582	12	1:06.754	+0.601	12	1:09.174	+1.444
13	1:01.793	+0.393	13	1:03.299	+0.864	13	1:06.187	+1.745	13	1:09.215	+3.062	13	1:08.651	+0.921
14	1:02.115	+0.715	14	1:02.474	+0.039	14	1:05.216	+0.774	14	1:06.647	+0.494	14	1:07.730	
15	1:01.943	+0.543	15	1:02.465	+0.030	15	1:05.558	+1.116						
<u>(50) Ralle Rookey</u>			<u>(70) Jimmy Locke</u>			<u>(95) Roni Dersovitz</u>			<u>(76) Alfred Candito</u>			<u>(92) Cody Connelly</u>		
1	1:56.813	+55.268	1	1:53.372	+50.487	1	1:56.489	+52.491	1	1:56.115	+50.250	1	1:54.746	+47.534
2	1:03.926	+2.381	2	1:07.268	+4.383	2	1:08.276	+4.278	2	1:11.974	+6.109	2	1:13.313	+6.101
3	1:01.801	+0.256	3	1:04.044	+1.159	3	1:05.547	+1.549	3	1:07.527	+1.662	3	1:11.011	+3.799
4	1:02.281	+0.736	4	1:03.980	+1.095	4	1:04.902	+0.904	4	1:07.381	+1.516	4	1:10.241	+3.029
5	1:01.757	+0.212	5	1:03.599	+0.714	5	1:04.712	+0.714	5	1:07.546	+1.681	5	1:11.098	+3.886
6	1:01.628	+0.083	6	1:03.542	+0.657	6	1:04.910	+0.912	6	1:07.049	+1.184	6	1:11.098	+3.886
7	1:01.706	+0.161	7	1:03.474	+0.589	7	1:05.216	+0.774	7	1:06.517	+0.652	7	1:09.512	+2.300
8	1:02.061	+0.516	8	1:03.523	+0.638	8	1:05.544	+1.102	8	1:06.424	+0.559	8	1:09.265	+2.053
9	1:01.922	+0.377	9	1:03.725	+0.840	9	1:04.902	+0.904	9	1:06.181	+0.316	9	1:10.545	+3.333
10	1:01.634	+0.089	10	1:03.573	+0.688	10	1:04.650	+0.652	10	1:05.922	+0.057	10	1:09.749	+2.537
11	1:01.674	+0.129	11	1:02.885		11	1:04.706	+0.708	11	1:05.865		11	1:09.063	+1.851
12	1:01.655	+0.110	12	1:03.828	+0.943	12	1:04.421	+0.423	12	1:07.072	+1.207	12	1:10.640	+3.428
13	1:01.545		13	1:03.307	+0.422	13	1:05.094	+1.096	13	1:06.561	+0.696	13	1:07.450	+0.238
14	1:02.586	+1.041	14	1:04.340	+1.455	14	1:04.632	+0.634	14	1:06.561	+0.696	14	1:07.212	
15	1:02.225	+0.680	15	1:03.448	+0.563	15	1:04.605	+0.607						
<u>(18) Evan Karl</u>			<u>(11) Richard Bennett</u>			<u>(42) Kurt Uzbay</u>			<u>(33) Rebecca Harvey</u>			<u>(43) Wendy Cappola</u>		
1	1:56.794	+55.112	1	1:56.765	+53.475	1	1:55.842	+51.522	1	1:55.102	+46.857	1	1:55.135	+46.879
2	1:04.116	+2.434	2	1:05.974	+2.684	2	1:10.554	+6.234	2	1:12.055	+3.810	2	1:18.557	+10.301
3	1:01.791	+0.109	3	1:03.597	+0.307	3	1:06.897	+2.577	3	1:09.152	+0.907	3	1:12.033	+3.777
4	1:02.607	+0.925	4	1:03.452	+0.162	4	1:05.113	+11.115	4	1:08.766	+0.521	4	1:13.285	+5.029
5	1:01.887	+0.205	5	1:03.449	+0.159	5	1:05.405	+1.407	5	1:08.766	+0.521	5	1:11.960	+3.704
6	1:01.776	+0.094	6	1:03.297	+0.007	6	1:04.650	+0.652	6	1:09.671	+1.426	6	1:10.695	+2.439
7	1:01.682		7	1:03.297	+0.007	7	1:04.706	+0.708	7	1:09.137	+0.892	7	1:11.874	+3.618
8	1:01.805	+0.123	8	1:03.297	+0.007	8	1:04.421	+0.423	8	1:09.492	+1.247	8	1:13.813	+5.557
9	1:02.050	+0.368	9	1:03.297	+0.007	9	1:05.094	+1.096	9	1:09.392	+1.147	9	1:09.669	+1.413
10	1:02.299	+0.617	10	1:03.297	+0.007	10	1:04.632	+0.634	10	1:09.904	+1.659	10	1:09.409	+1.153
11	1:02.737	+1.055	11	1:03.297	+0.007	11	1:04.605	+0.607	11	1:09.296	+1.051	11	1:08.697	+0.441
12	1:02.079	+0.397	12	1:03.297	+0.007	12	1:04.605	+0.607	12	1:09.314	+2.069	12	1:11.293	+3.037
13	1:02.210	+0.528	13	1:03.297	+0.007	13	1:04.605	+0.607	13	1:10.039	+1.794	13	1:08.976	+0.720
14	1:02.818	+1.136	14	1:03.297	+0.007	14	1:04.605	+0.607	14	1:08.885	+0.640			
15	1:02.452	+0.770	15	1:03.297	+0.007									
<u>(23) Peter Ludwig</u>			<u>(8) Linda Lemelin</u>			<u>(90) Ryan Duke</u>								
1	1:56.932	+55.098	1	1:56.006	+51.905	1	1:54.635	+47.460						
2	1:04.818	+2.984	2	1:07.002	+2.901	2	1:14.943	+7.768						
3	1:02.300	+0.466	3	1:04.931	+0.830	3	1:10.339	+3.164						
4	1:02.236	+0.402				4	1:09.957	+2.782						
5	1:01.870	+0.036				5	1:09.665	+2.490						
6	1:02.146	+0.312				6	1:09.614	+2.439						
7	1:01.834					7	1:09.961	+2.786						
8	1:03.145	+1.311				8	1:08.824	+1.649						
9	1:02.564	+0.730				9	1:09.749	+2.574						
						10	1:08.529	+1.354						
						11	1:08.539	+1.364						

Joshua Underwood, Chief of Timing & Scoring

Orbits

Dave Faita, Chief Steward / Butch O'Connor, Chairman SOM

www.mylaps.com
Licensed to: NER, SCCA



**New England Region
NERRC Paddock Crawl Divisional
Official Race Result**



NERRC Paddock Crawl Divisional

Sorted on Best Lap time

Grp 2 - SM,SM5,SMT,T3

Lime Rock Classic 1.500 miles

Race 1 #17-RQ-4903-S

6/17/2017 09:25 AM

Race (18:00 or 15 Laps) started at 9:32:41

Pos	No.	Name	Class	Best Tm	Diff	Best Speed	In Lap	Make-Model	Sponsor
SM									
1	118	Jonathan Goring	SM	1:01.400		87.948	7	Mazda Miata/Yellow	Jonathan Goring M
2	50	Ralle Rookey	SM	1:01.545	0.145	87.741	13	Mazda Miata/Red	Rossini Racing Pro
3	18	Evan Karl	SM	1:01.682	0.282	87.546	7	Mazda Miata/White	BK Motorsports
4	23	Peter Ludwig	SM	1:01.834	0.434	87.331	7	Mazda MIATA/Whit	AUTOWORKS UNLI
5	80	Richard Astacio	SM	1:02.435	1.035	86.490	8	Mazda Spec Miata/	Astacio Plumbing
6	70	Jimmy Locke	SM	1:02.885	1.485	85.871	11	Mazda Miata/rusty	NorthEast Earth Me
7	11	Richard Bennett	SM	1:03.290	1.890	85.322	15	Mazda Miata/Red/t	
8	95	Roni Dersovitz	SM	1:03.998	2.598	84.378	7	Mazda Miata/Red	SAC Racing
9	8	Linda Lemelin	SM	1:04.101	2.701	84.242	7	Mazda Miata/green	Mazda
10	42	Kurt Uzbay	SM	1:04.320	2.920	83.955	12	Mazda Spec Miata/	Stifel Nicolaus & C
11	15	Doug Fisher	SM	1:04.442	3.042	83.796	3	Mazda Miata/Blue/'	Father Daughter R
12	76	Alfred Candito	SM	1:05.865	4.465	81.986	11	Mazda Miata/White	
13	#02	Pratt Tanner	SM	1:06.153	4.753	81.629	11	Mazda Miata/white,	Thanks Dad Racing
14	90	Ryan Duke	SM	1:07.175	5.775	80.387	14	Mazda Miata/Blue/l	
15	92	Cody Connelly	SM	1:07.212	5.812	80.343	13	Mazda Miata/Black	Village auto works
16	#00	Kurt Schmid	SM	1:07.730	6.330	79.728	13	Mazda Miata/Blue.f	
17	33	Rebecca Harvey	SM	1:08.245	6.845	79.127	4	Mazda Miata/Blue	Road Rebels
18	43	Wendy Cappola	SM	1:08.256	6.856	79.114	14	Mazda 1994 Miata/	She Racing Flatou

Announcements

Time Prov 0950 Time Final 1020

Joshua Underwood, Chief of Timing & Scoring

Orbits

Dave Faita, Chief Steward / Butch O'Connor, Chairman SOM

www.mylaps.com
Licensed to: NER, SCCA



**New England Region
NERRC Paddock Crawl Divisional
Official Race Result**



NERRC Paddock Crawl Divisional

Sorted on Laps

Grp 3 - GT1-2-3,AS,ITE,T1-2,SPO

Lime Rock Classic 1.500 miles

Race 1 #17-RQ-4903-S

6/17/2017 09:50 AM

Race (18:00 or 15 Laps) started at 9:57:55

Pos	No.	Name	Class	Laps	Diff	Total Tm	Best Tm	Make-Model	Sponsor
1	6	Douglas Valley	GT1	15		14:36.304	56.660	Ford Mustang	Catag Motorsports
2	87	Joe Nolette	T1	15	8.082	14:44.386	57.762	BMW M3/Blue	
3	19	Luiz Serva	ITE	15	10.425	14:46.729	58.086	BMW M3/Gree	Prysm Lending Group
4	13	Walter Markes	ITE	15	18.476	14:54.780	58.234	BMW M3/Whit	Peppaspeed Racing
5	153	Stephen Tise	T1	15	37.410	15:13.714	59.609	Ford Mustang	Direct Tire and Larin A
6	36	James Candelaria	T1	15	38.680	15:14.984	59.381	Chevrolet Cor	WhipTail
7	29	Peter Kulka	T2	15	39.617	15:15.921	1:00.135	Chevrolet Z06,	
8	22	Chuck Fernandez	ITE	15	46.917	15:23.221	59.543	Ford Mustang/	Drive4COPD
9	66	Skip Day	GT2	15	55.001	15:31.305	1:00.274	Porsche 911 S	DayDesign
10	10	Chip Williams	T2	14	1 Lap	14:39.774	1:01.373	Nissan 350z/B	
11	59	Michael Goulde	ITE	14	1 Lap	14:41.066	1:01.543	BMW 328is/Bl	
12	94	Chris Thompson	AS	14	1 Lap	14:52.301	1:01.708	Chevrolet Carr	Mostly Motorsports Aut
13	28	James B. Ray III	ITE	14	1 Lap	15:03.005	1:02.467	Ford Mustang	
14	80	Maurizio Cerasoli	GT2	14	1 Lap	15:03.130	1:02.747	Porsche 944 T	MCRacing
15	47	Blaine Stine	SPO	14	1 Lap	15:06.435	1:01.494	Porsche 997 G	
16	15	Robby Smolinski Jr.	ITE	14	1 Lap	15:20.298	1:02.927	Chevrolet Cor	R.M.S. Racing
17	51	Zachary Slater	ITE	13	2 Laps	14:37.128	1:05.392	Porsche 944 t	
18	48	Duncan Milne	AS	13	2 Laps	15:03.697	1:07.561	Ford Mustang/	na
19	75	Jim Scott	GT2	11	4 Laps	11:17.012	57.719	Porsche 911/v	
20	53	Doug Brown	GT2	6	9 Laps	6:35.285	1:00.945	BMW 325is/Bl	
21	124	Bennie Bish	ITE	3	12 Laps	4:47.378	1:04.893	Pontiac firebir	Bayside Appraisals

Announcements

Time Prov 1013 Time Final 1043

Margin of Victory	Avg. Speed	Best Lap Tm	Best Speed	Best Lap by
8.082	92.434	56.660	95.305	6 - Douglas Valley

Joshua Underwood, Chief of Timing & Scoring


Orbits

Dave Faita, Chief Steward / Butch O'Connor, Chairman SOM

www.mylaps.com
Licensed to: NER, SCCA



New England Region
NERRC Paddock Crawl Divisional
Official Race Result



NERRC Paddock Crawl Divisional

Sorted on Laps

Grp 3 - GT1-2-3,AS,ITE,T1-2,SPO

Lime Rock Classic 1.500 miles

Race 1 #17-RQ-4903-S

6/17/2017 09:50 AM

Race (18:00 or 15 Laps) started at 9:57:55

Pos	No.	Name	Class	Laps	Diff	Total Tm	Best Tm	Make-Model	Sponsor
AS									
1	94	Chris Thompson	AS	14		14:52.301	1:01.708	Chevrolet Carr	Mostly Motorsports Aut
2	48	Duncan Milne	AS	13	1 Lap	15:03.697	1:07.561	Ford Mustang/	na
GT1									
1	6	Douglas Valley	GT1	15		14:36.304	56.660	Ford Mustang	Catang Motorsports
GT2									
1	66	Skip Day	GT2	15		15:31.305	1:00.274	Porsche 911 S	DayDesign
2	80	Maurizio Cerasoli	GT2	14	1 Lap	15:03.130	1:02.747	Porsche 944 T	MCRacing
3	75	Jim Scott	GT2	11	4 Laps	11:17.012	57.719	Porsche 911/m	
4	53	Doug Brown	GT2	6	9 Laps	6:35.285	1:00.945	BMW 325is/Bl	
ITE									
1	19	Luiz Serva	ITE	15		14:46.729	58.086	BMW M3/Gree	Prysmalending Group
2	13	Walter Markes	ITE	15	8.051	14:54.780	58.234	BMW M3/Whit	Peppaspeed Racing
3	22	Chuck Fernandez	ITE	15	36.492	15:23.221	59.543	Ford Mustang/	Drive4COPD
4	59	Michael Goulde	ITE	14	1 Lap	14:41.066	1:01.543	BMW 328is/Bl	
5	28	James B. Ray III	ITE	14	1 Lap	15:03.005	1:02.467	Ford Mustang	
6	15	Robby Smolinski Jr.	ITE	14	1 Lap	15:20.298	1:02.927	Chevrolet Corv	R.M.S. Racing
7	51	Zachary Slater	ITE	13	2 Laps	14:37.128	1:05.392	Porsche 944 t	
8	124	Bennie Bish	ITE	3	12 Laps	4:47.378	1:04.893	Pontiac firebir	Bayside Appraisals
SPO									
1	47	Blaine Stine	SPO	14		15:06.435	1:01.494	Porsche 997 G	
T1									
1	87	Joe Nolette	T1	15		14:44.386	57.762	BMW M3/Blue	
2	153	Stephen Tise	T1	15	29.328	15:13.714	59.609	Ford Mustang	Direct Tire and Larin A
3	36	James Candelaria	T1	15	30.598	15:14.984	59.381	Chevrolet Corv	WhipTail
T2									

Announcements

Time Prov 1013 Time Final 1043

Margin of Victory	Avg. Speed	Best Lap Tm	Best Speed	Best Lap by
8.082	92.434	56.660	95.305	6 - Douglas Valley

Joshua Underwood, Chief of Timing & Scoring

Orbits

Dave Faita, Chief Steward / Butch O'Connor, Chairman SOM

Joshua Underwood

www.mylaps.com
 Licensed to: NER, SCCA



**New England Region
NERRC Paddock Crawl Divisional
Official Race Result**



NERRC Paddock Crawl Divisional

Sorted on Laps

Grp 3 - GT1-2-3,AS,ITE,T1-2,SPO

Lime Rock Classic 1.500 miles

Race 1 #17-RQ-4903-S

6/17/2017 09:50 AM

Race (18:00 or 15 Laps) started at 9:57:55

Pos	No.	Name	Class	Laps	Diff	Total Tm	Best Tm	Make-Model	Sponsor
1	29	Peter Kulka	T2	15		15:15.921	1:00.135	Chevrolet Z06,	
2	10	Chip Williams	T2	14	1 Lap	14:39.774	1:01.373	Nissan 350z/B	

Announcements

Time Prov 1013 Time Final 1043

Margin of Victory	Avg. Speed	Best Lap Tm	Best Speed	Best Lap by
8.082	92.434	56.660	95.305	6 - Douglas Valley

Joshua Underwood, Chief of Timing & Scoring

Orbits

Dave Faita, Chief Steward / Butch O'Connor, Chairman SOM

www.mylaps.com
Licensed to: NER, SCCA

NERRC Paddock Crawl Divisional

Lapchart


Grp 3 - GT1-2-3,AS,ITE,T1-2,SPO

Lime Rock Classic 1.500 miles

Race 1 #17-RQ-4903-S

6/17/2017 09:50 AM

Race (18:00 or 15 Laps) started at 9:57:55



Competitors	Laps																
	0	1	2	3	4	5	6	7	8	9	10	11	12	13	14	15	
Douglas Valley (6)	1	6	6	6	6	6	6	6	6	6	6	6	6	6	6	6	6
Jim Scott (75)	2	75	87	87	87	87	87	87	87	87	87	87	87	87	87	87	87
Joe Nolette (87)	3	87	75	75	75	75	75	75	75	75	75	19	19	19	19	19	19
Walter Markes (13)	4	13	13	13	13	19	19	19	19	19	19	13	13	13	13	13	13
Luiz Serva (19)	5	19	19	19	19	19	13	13	13	13	13	29	153	153	153	153	153
Chuck Fernandez (22)	6	22	22	22	22	22	22	22	22	29	29	153	36	36	36	36	36
Peter Kulka (29)	7	29	29	29	29	29	29	29	29	22	153	36	29	29	29	29	29
Stephen Tise (153)	8	153	153	153	153	153	153	153	153	153	36	75	22	22	22	22	22
Doug Brown (53)	9	53	53	53	53	36	36	36	36	36	36	22	22	66	66	66	66
Skip Day (66)	10	66	36	36	36	53	53	66	66	66	66	66	66	10	10	10	10
James Candelaria (36)	11	36	66	66	66	66	66	10	10	10	10	10	10	59	59	59	59
Michael Goulde (59)	12	59	10	10	10	10	10	59	59	59	59	59	59	94	94	94	94
Chip Williams (10)	13	10	59	59	59	59	59	94	94	94	94	94	94	80	28	28	28
Chris Thompson (94)	14	94	94	94	94	94	94	28	28	28	80	80	80	28	80	80	80
James B. Ray III (28)	15	28	28	28	28	28	28	80	80	80	28	28	28	47	47	47	47
Bennie Bish (124)	16	124	124	124	80	80	80	53	15	15	47	47	47	15	15	15	15
Maurizio Cerasoli (80)	17	80	80	80	15	15	15	15	47	47	15	15	15	51	51	51	51
Zachary Slater (51)	18	51	15	15	47	47	47	47	51	51	51	51	51	48	48	48	48
Robby Smolinski Jr. (15)	19	15	51	47	51	51	51	51	48	48	48	48	48	48	48	48	48
Duncan Milne (48)	20	48	48	51	48	48	48	48	48	48	48	48	48	48	48	48	48
Blaine Stine (47)	21	47	47	48	124												



New England Region
NERRC Paddock Crawl Divisional
Official Race Result



NERRC Paddock Crawl Divisional

Grp 3 - GT1-2-3,AS,ITE,T1-2,SPO

Lime Rock Classic 1.500 miles

Race 1 #17-RQ-4903-S

6/17/2017 09:50 AM

Race (18:00 or 15 Laps) started at 9:57:55

<u>(6) Douglas Valley</u>			10	58.832	+0.598	4	1:00.179	+0.636	<u>(94) Chris Thompson</u>			14	1:02.973	+1.479
1	1:00.871	+4.211	11	1:01.206	+2.972	5	1:00.436	+0.893	1	1:09.130	+7.422	<u>(15) Robby Smolinski Jr.</u>		
2	58.003	+1.343	12	58.991	+0.757	6	1:01.031	+1.488	2	1:03.126	+1.418	1	1:11.615	+8.688
3	57.160	+0.500	13	59.129	+0.895	7	1:01.538	+1.995	3	1:02.584	+0.876	2	1:05.397	+2.470
4	56.660		14	1:00.184	+1.950	8	1:02.334	+2.791	4	1:02.068	+0.360	3	1:05.952	+3.025
5	57.167	+0.507	15	1:00.598	+2.364	9	1:02.562	+3.019	5	1:01.868	+0.160	4	1:03.793	+0.866
6	58.321	+1.661	<u>(153) Stephen Tise</u>			10	1:04.307	+4.764	6	1:01.806	+0.098	5	1:04.666	+1.739
7	58.111	+1.451	1	1:04.981	+5.372	11	1:03.255	+3.712	7	1:02.063	+0.355	6	1:02.927	
8	57.401	+0.741	2	1:00.742	+1.133	12	1:00.848	+1.305	8	1:02.204	+0.496	7	1:03.126	+0.199
9	1:00.408	+3.748	3	1:01.113	+1.504	13	1:00.645	+1.102	9	1:01.708		8	1:04.524	+1.597
10	59.703	+3.043	4	59.891	+0.282	14	1:00.188	+0.645	10	1:02.110	+0.402	9	1:06.908	+3.981
11	58.537	+1.877	5	1:00.317	+0.708	15	1:02.113	+2.570	11	1:02.103	+0.395	10	1:05.755	+2.828
12	58.328	+1.668	6	1:00.312	+0.703	<u>(66) Skip Day</u>			12	1:03.325	+1.617	11	1:05.414	+2.487
13	58.263	+1.603	7	59.938	+0.329	1	1:07.826	+7.552	13	1:05.846	+4.138	12	1:05.116	+2.189
14	58.831	+2.171	8	1:01.052	+1.443	2	1:02.959	+2.685	<u>(28) James B. Ray III</u>			13	1:06.260	+3.333
15	58.540	+1.880	9	1:02.020	+2.411	3	1:01.982	+1.708	1	1:09.419	+6.952	14	1:03.988	+1.061
<u>(87) Joe Nolette</u>			10	1:01.105	+1.496	4	1:01.298	+1.024	2	1:04.226	+1.759	<u>(51) Zachary Slater</u>		
1	1:01.223	+3.461	11	59.997	+0.388	5	1:01.857	+1.583	3	1:03.544	+1.077	1	1:13.081	+7.689
2	58.589	+0.827	12	1:00.086	+0.477	6	1:02.148	+1.874	4	1:03.621	+1.154	2	1:08.013	+2.621
3	58.234	+0.472	13	59.859	+0.250	7	1:01.236	+0.962	5	1:04.036	+1.569	3	1:07.634	+2.242
4	57.762		14	1:00.533	+0.924	8	1:00.274		6	1:03.511	+1.044	4	1:06.949	+1.557
5	58.103	+0.341	15	59.609		9	1:01.011	+0.737	7	1:03.639	+1.172	5	1:06.830	+1.438
6	58.100	+0.338	<u>(36) James Candelaria</u>			10	1:03.349	+3.075	8	1:03.434	+0.967	6	1:07.787	+2.395
7	58.952	+1.190	1	1:06.212	+6.831	11	1:00.769	+0.495	9	1:05.278	+2.811	7	1:06.411	+1.019
8	58.133	+0.371	2	1:00.361	+0.980	12	1:00.977	+0.703	10	1:03.325	+0.858	8	1:05.582	+0.190
9	58.230	+0.468	3	1:00.623	+1.242	13	1:01.437	+1.163	11	1:03.863	+1.396	9	1:06.739	+1.347
10	1:01.062	+3.300	4	59.381		14	1:00.785	+0.511	12	1:02.467		10	1:05.856	+0.464
11	58.262	+0.500	5	1:00.194	+0.813	15	1:00.811	+0.537	13	1:03.796	+1.329	11	1:05.392	
12	1:01.430	+3.668	6	1:00.393	+1.012	<u>(10) Chip Williams</u>			14	1:05.181	+2.714	12	1:06.553	+1.161
13	58.444	+0.682	7	59.917	+0.536	1	1:07.207	+5.834	<u>(80) Maurizio Cerasoli</u>			13	1:05.459	+0.067
14	58.396	+0.634	8	1:01.084	+1.703	2	1:03.102	+1.729	1	1:09.498	+6.751	<u>(48) Duncan Milne</u>		
15	58.747	+0.985	9	1:02.341	+2.960	3	1:02.315	+0.942	2	1:05.785	+3.038	1	1:12.806	+5.245
<u>(19) Luiz Serva</u>			10	1:01.069	+1.688	4	1:01.567	+0.194	3	1:04.069	+1.322	2	1:08.693	+1.132
1	1:02.449	+4.363	11	59.872	+0.491	5	1:01.402	+0.029	4	1:02.747		3	1:08.550	+0.989
2	59.275	+1.189	12	1:00.261	+0.880	6	1:01.811	+0.438	5	1:02.865	+0.118	4	1:08.675	+1.114
3	59.214	+1.128	13	59.410	+0.029	7	1:02.256	+0.883	6	1:02.992	+0.245	5	1:09.001	+1.440
4	58.129	+0.043	14	1:01.298	+1.917	8	1:01.373		7	1:03.573	+0.826	6	1:09.349	+1.788
5	58.235	+0.149	15	59.924	+0.543	9	1:01.898	+0.525	8	1:03.789	+1.042	7	1:09.773	+2.212
6	58.086		<u>(29) Peter Kulka</u>			10	1:02.778	+1.405	9	1:03.449	+0.702	8	1:08.849	+1.288
7	58.366	+0.280	1	1:03.872	+3.737	11	1:03.391	+2.018	10	1:03.364	+0.617	9	1:09.151	+1.590
8	58.245	+0.159	2	1:00.764	+0.629	12	1:01.599	+0.226	11	1:03.399	+0.652	10	1:08.586	+1.025
9	58.714	+0.628	3	1:00.199	+0.064	13	1:02.442	+1.069	12	1:03.237	+0.490	11	1:08.805	+1.244
10	59.544	+1.458	4	1:00.211	+0.076	14	1:03.041	+1.668	13	1:05.139	+2.392	12	1:07.561	
11	59.744	+1.658	5	1:00.513	+0.378	<u>(59) Michael Goulde</u>			14	1:04.611	+1.864	13	1:08.189	+0.628
12	59.252	+1.166	6	1:00.569	+0.434	1	1:08.417	+6.874	<u>(47) Blaine Stine</u>			<u>(75) Jim Scott</u>		
13	59.022	+0.936	7	1:00.330	+0.195	2	1:03.190	+1.647	1	1:12.691	+11.197	1	1:01.726	+4.007
14	58.979	+0.893	8	1:01.550	+1.415	3	1:02.964	+1.421	2	1:04.283	+2.789	2	58.819	+1.100
15	58.385	+0.299	9	1:01.243	+1.108	4	1:02.364	+0.821	3	1:06.226	+4.732	3	57.719	
<u>(13) Walter Markes</u>			10	1:01.326	+1.191	5	1:01.968	+0.425	4	1:03.849	+2.355	4	57.742	+0.023
1	1:02.383	+4.149	11	1:00.645	+0.510	6	1:01.551	+0.008	5	1:03.727	+2.233	5	58.756	+1.037
2	59.249	+1.015	12	1:01.691	+1.556	7	1:01.896	+0.353	6	1:03.309	+1.815	6	58.114	+0.395
3	59.080	+0.846	13	1:00.254	+0.119	8	1:01.543		7	1:02.848	+1.354	7	58.573	+0.854
4	58.234		14	1:00.520	+0.385	9	1:02.107	+0.564	8	1:04.498	+3.004	8	57.968	+0.249
5	58.967	+0.733	15	1:00.135		10	1:01.871	+0.328	9	1:04.763	+3.269	9	58.548	+0.829
6	58.640	+0.406	<u>(22) Chuck Fernandez</u>			11	1:03.382	+1.839	10	1:03.920	+2.426	10	1:01.963	+4.244
7	59.929	+1.695	1	1:03.142	+3.599	12	1:01.812	+0.269	11	1:01.494		p11	1:26.369	+28.650
8	59.480	+1.246	2	59.782	+0.239	13	1:02.269	+0.726	12	1:03.060	+1.566	<u>(53) Doug Brown</u>		
9	58.950	+0.716	3	59.543		14	1:02.747	+1.204	13	1:02.786	+1.292			

Joshua Underwood, Chief of Timing & Scoring

Dave Faita, Chief Steward / Butch O'Connor, Chairman SOM

Joshua Underwood

www.mylaps.com
Licensed to: NER, SCCA



**New England Region
NERRC Paddock Crawl Divisional
Official Race Result**



NERRC Paddock Crawl Divisional

Grp 3 - GT1-2-3,AS,ITE,T1-2,SPO

Lime Rock Classic 1.500 miles

Race 1 #17-RQ-4903-S

6/17/2017 09:50 AM

Race (18:00 or 15 Laps) started at 9:57:55

1	1:05.324	+4.379
2	1:00.945	
3	1:01.019	+0.074
4	1:01.314	+0.369
5	1:02.253	+1.308
p6	1:22.082	+21.137

(124) Bennie Bish

1	1:09.562	+4.669
2	1:04.893	
p3	2:28.514	+1:23.621

Joshua Underwood, Chief of Timing & Scoring

Orbits

Dave Faita, Chief Steward / Butch O'Connor, Chairman SOM

www.mylaps.com
Licensed to: NER, SCCA



**New England Region
NERRC Paddock Crawl Divisional
Official Race Result**



NERRC Paddock Crawl Divisional

Sorted on Best Lap time

Grp 3 - GT1-2-3,AS,ITE,T1-2,SPO

Lime Rock Classic 1.500 miles

Race 1 #17-RQ-4903-S

6/17/2017 09:50 AM

Race (18:00 or 15 Laps) started at 9:57:55

Pos	No.	Name	Class	Best Tm	Diff	Best Speed	In Lap	Make-Model	Sponsor
AS									
1	94	Chris Thompson	AS	1:01.708		87.509	9	Chevrolet Camaro/'	Mostly Motorsports
2	48	Duncan Milne	AS	1:07.561	5.853	79.928	12	Ford Mustang/blacl	na
GT1									
1	6	Douglas Valley	GT1	56.660		95.305	4	Ford Mustang Cobr	Catang Motorsport
GT2									
1	75	Jim Scott	GT2	57.719		93.557	3	Porsche 911/white	
2	66	Skip Day	GT2	1:00.274	2.555	89.591	8	Porsche 911 SC/blt	DayDesign
3	53	Doug Brown	GT2	1:00.945	3.226	88.604	2	BMW 325is/Blue	
4	80	Maurizio Cerasoli	GT2	1:02.747	5.028	86.060	4	Porsche 944 Turbo,	MCRacing
ITE									
1	19	Luiz Serva	ITE	58.086		92.966	6	BMW M3/Green/Ye	Pryisma Lending Gr
2	13	Walter Markes	ITE	58.234	0.148	92.729	4	BMW M3/White	Peppaspeed Racing
3	22	Chuck Fernandez	ITE	59.543	1.457	90.691	3	Ford Mustang/Grey	Drive4COPD
4	59	Michael Goulde	ITE	1:01.543	3.457	87.744	8	BMW 328is/Black	
5	28	James B. Ray III	ITE	1:02.467	4.381	86.446	12	Ford Mustang GT/C	
6	15	Robby Smolinski Jr.	ITE	1:02.927	4.841	85.814	6	Chevrolet Corvette,	R.M.S. Racing
7	124	Bennie Bish	ITE	1:04.893	6.807	83.214	2	Pontiac firebird/bla	Bayside Appraisals
8	51	Zachary Slater	ITE	1:05.392	7.306	82.579	11	Porsche 944 turbo/	
SPO									
1	47	Blaine Stine	SPO	1:01.494		87.813	11	Porsche 997 GS/WI	
T1									
1	87	Joe Nolette	T1	57.762		93.487	4	BMW M3/Blue	
2	36	James Candelaria	T1	59.381	1.619	90.938	4	Chevrolet Corvette	WhipTail
3	153	Stephen Tise	T1	59.609	1.847	90.590	15	Ford Mustang GT/S	Direct Tire and Lar
T2									
1	29	Peter Kulka	T2	1:00.135		89.798	15	Chevrolet Z06/Silve	
2	10	Chip Williams	T2	1:01.373	1.238	87.987	8	Nissan 350z/BLACK	

Announcements

Time Prov 1013 Time Final 1043

Joshua Underwood, Chief of Timing & Scoring

Orbits

Dave Faita, Chief Steward / Butch O'Connor, Chairman SOM

Joshua Underwood

www.mylaps.com
Licensed to: NER, SCCA



New England Region
NERRC Paddock Crawl Divisional
Official Race Result



NERRC Paddock Crawl Divisional

Sorted on Laps

Grp 4 - ITB-R-S,T4,ITEZ

Lime Rock Classic 1.500 miles

Race 1 #17-RQ-4903-S

6/17/2017 10:15 AM

Race (18:00 or 15 Laps) started at 10:21:32

Pos	No.	Name	Class	Laps	Diff	Total Tm	Best Tm	Make-Model	Sponsor
1	27	Anthony Serra	ITR	15		15:20.624	1:00.528	BMW 328i/Blu	Autotechnic/Meccanic
2	91	Peter A.J. Tonelli	ITEZ	15	2.078	15:22.702	1:00.419	Mazda Miata/γ	Driven Performance / V
3	96	Theresa Condict	ITR	15	2.870	15:23.494	1:00.510	Acura RSX Typ	
4	26	Ken Hubbard	ITR	15	28.557	15:49.181	1:02.287	BMW 325/Blk	Auto Technic
5	31	Bill Spargo	ITR	15	41.276	16:01.900	1:02.687	Honda S2000/	Spargo Machine Produ
6	95	Kenneth Payson	T4	15	41.576	16:02.200	1:02.090	Mazda Miata/r	Hoosier Red Line Oil F
7	42	Kurt Uzbay	ITS	15	1:01.580	16:22.204	1:04.405	Mazda Spec M	Stifel Nicolaus & Co.
8	8	John Tures	T4	15	1:01.971	16:22.595	1:04.238	Ford Mustang/	Blue Lives Matter
9	44	Joe Stadelmann	ITS	14	1 Lap	15:30.083	1:03.666	Porsche 944S/	
10	68	Ron Munnerlyn	T4	14	1 Lap	15:30.943	1:04.288	Mazda MX5/Bl	Laticrete International
11	17	Glenn Every	ITS	14	1 Lap	15:44.719	1:05.530	Mazda Miata/v	Rosmar
12	33	Greg Amy	ITEZ	14	1 Lap	15:50.874	1:06.463	Porsche 914/C	
13	76	Mark Wagner	ITB	14	1 Lap	16:11.006	1:07.645	Volkswagen gt	lbg racing/triplesclean.
14	39	Robert Nead	ITB	14	1 Lap	16:15.271	1:07.112	Volvo 142/Blu	Bad Motor Racing
15	71	Andrew Wickline	ITS	14	1 Lap	16:19.209	1:05.688	Mazda Miata/F	Rosmar
16	#03	Jon Over	ITB	13	2 Laps	15:35.838	1:06.839	Mini/white	
17	#09	Jim Bucci	T4	12	3 Laps	16:21.938	1:16.998	Honda Civic/Bl	Thanks Trish LYLOMH
18	117	Peter Tonelli II	ITS	15	Laps	3.269		Mazda Miata/F	Westboro Toyota

Announcements

Time Prov 1038 Time Final 1108

Margin of Victory	Avg. Speed	Best Lap Tm	Best Speed	Best Lap by
2.078	87.984	1:00.419	89.376	91 - Peter A.J. Tonelli

Joshua Underwood, Chief of Timing & Scoring

Orbits

Dave Faita, Chief Steward / Butch O'Connor, Chairman SOM

www.mylaps.com
 Licensed to: NER, SCCA



**New England Region
NERRC Paddock Crawl Divisional
Official Race Result**



NERRC Paddock Crawl Divisional

Sorted on Laps

Grp 4 - ITB-R-S,T4,ITEZ

Lime Rock Classic 1.500 miles

Race 1 #17-RQ-4903-S

6/17/2017 10:15 AM

Race (18:00 or 15 Laps) started at 10:21:32

Pos	No.	Name	Class	Laps	Diff	Total Tm	Best Tm	Make-Model	Sponsor
ITB									
1	76	Mark Wagner	ITB	14		16:11.006	1:07.645	Volkswagen gt	lbg racing/triplesclean.ri
2	39	Robert Nead	ITB	14	4.265	16:15.271	1:07.112	Volvo 142/Blue	Bad Motor Racing
3	#03	Jon Over	ITB	13	1 Lap	15:35.838	1:06.839	Mini/white	
ITEZ									
1	91	Peter A.J. Tonelli	ITEZ	15		15:22.702	1:00.419	Mazda Miata/v	Driven Performance / V
2	33	Greg Amy	ITEZ	14	1 Lap	15:50.874	1:06.463	Porsche 914/C	
ITR									
1	27	Anthony Serra	ITR	15		15:20.624	1:00.528	BMW 328i/Blue	Autotechnic/Meccanic S
2	96	Theresa Condict	ITR	15	2.870	15:23.494	1:00.510	Acura RSX Type	
3	26	Ken Hubbard	ITR	15	28.557	15:49.181	1:02.287	BMW 325/Black	Auto Technic
4	31	Bill Spargo	ITR	15	41.276	16:01.900	1:02.687	Honda S2000/	Spargo Machine Produ
ITS									
1	42	Kurt Uzbay	ITS	15		16:22.204	1:04.405	Mazda Spec M	Stifel Nicolaus & Co.
2	44	Joe Stadelmann	ITS	14	1 Lap	15:30.083	1:03.666	Porsche 944S/	
3	17	Glenn Every	ITS	14	1 Lap	15:44.719	1:05.530	Mazda Miata/v	Rosmar
4	71	Andrew Wickline	ITS	14	1 Lap	16:19.209	1:05.688	Mazda Miata/F	Rosmar
5	117	Peter Tonelli II	ITS	15	15 Laps	3.269		Mazda Miata/F	Westboro Toyota
T4									
1	95	Kenneth Payson	T4	15		16:02.200	1:02.090	Mazda Miata/r	Hoosier Red Line Oil F
2	8	John Tures	T4	15	20.395	16:22.595	1:04.238	Ford Mustang/	Blue Lives Matter
3	68	Ron Munnerlyn	T4	14	1 Lap	15:30.943	1:04.288	Mazda MX5/BI	Laticrete International
4	#09	Jim Bucci	T4	12	3 Laps	16:21.938	1:16.998	Honda Civic/BI	Thanks Trish LYLOMH

Announcements

Time Prov 1038 Time Final 1108

Margin of Victory	Avg. Speed	Best Lap Tm	Best Speed	Best Lap by
2.078	87.984	1:00.419	89.376	91 - Peter A.J. Tonelli

Joshua Underwood, Chief of Timing & Scoring

Orbits

Dave Faita, Chief Steward / Butch O'Connor, Chairman SOM

www.mylaps.com
Licensed to: NER, SCCA

NERRC Paddock Crawl Divisional

Lapchart


Grp 4 - ITB-R-S,T4,ITEZ

Lime Rock Classic 1.500 miles

Race 1 #17-RQ-4903-S

6/17/2017 10:15 AM

Race (18:00 or 15 Laps) started at 10:21:32



Competitors

Laps

	0	1	2	3	4	5	6	7	8	9	10	11	12	13	14	15
Anthony Serra (27)	1	27	27	27	27	27	27	27	27	27	27	27	27	27	27	27
Peter A.J. Tonelli (91)	2	91	96	96	96	96	96	96	96	96	91	91	91	91	91	91
Theresa Conduct (96)	3	96	91	91	91	91	91	91	91	91	96	96	96	96	96	96
Bill Spargo (31)	4	31	31	26	26	26	26	26	26	26	26	26	26	26	26	26
Kenneth Payson (95)	5	95	26	31	31	31	31	31	31	31	31	31	31	31	31	31
Ken Hubbard (26)	6	26	95	95	95	95	95	95	95	95	95	95	95	95	95	95
Joe Stadelmann (44)	7	44	42	42	42	42	42	42	42	42	42	42	42	42	42	42
Kurt Uzbay (42)	8	42	8	8	8	8	8	8	8	8	8	8	8	8	8	8
John Tures (8)	9	8	33	33	33	68	68	68	68	68	68	68	68	68	68	44
Greg Amy (33)	10	33	76	68	68	33	33	44	44	44	44	44	44	44	44	68
Mark Wagner (76)	11	76	68	17	17	17	17	17	17	17	17	17	17	17	17	17
Peter Tonelli II (117)	12	117	17	76	76	44	44	33	33	33	33	33	33	33	33	33
Glenn Every (17)	13	17	#03	44	44	76	76	76	76	76	76	76	76	76	76	76
Andrew Wickline (71)	14	71	44	39	39	39	39	39	39	39	39	39	39	39	39	39
Robert Nead (39)	15	39	#09	#03	#03	#03	#03	71	71	71	71	71	71	71	71	71
Ron Munnerlyn (68)	16	68	39	#09	71	71	71	#03	#03	#03	#03	#03	#03	#03	#03	#03
Jim Bucci (#09)	17	#09	71	71	#09	#09	#09	#09	#09	#09	#09	#09	#09	#09	#09	#09
Jon Over (#03)	18	#03														



New England Region NERRC Paddock Crawl Divisional Official Race Result



NERRC Paddock Crawl Divisional


Grp 4 - ITB-R-S,T4,ITEZ

Lime Rock Classic 1.500 miles

Race 1 #17-RQ-4903-S

6/17/2017 10:15 AM

Race (18:00 or 15 Laps) started at 10:21:32



<u>(27) Anthony Serra</u>			10	1:03.026	+0.739	4	1:04.867	+0.629	1	1:14.175	+7.712	<u>(#03) Jon Over</u>		
1	1:01.806	+1.278	11	1:03.271	+0.984	5	1:05.488	+1.250	2	1:07.378	+0.915	1	1:21.213	+14.374
2	1:01.019	+0.491	12	1:02.966	+0.679	6	1:04.506	+0.268	3	1:07.539	+1.076	2	1:14.974	+8.135
3	1:00.566	+0.038	13	1:03.453	+1.166	7	1:05.309	+1.071	4	1:08.254	+1.791	3	1:12.560	+5.721
4	1:00.528		14	1:02.744	+0.457	8	1:04.723	+0.485	5	1:07.849	+1.386	4	1:10.848	+4.009
5	1:01.133	+0.605	15	1:03.831	+1.544	9	1:04.959	+0.721	6	1:08.518	+2.055	5	1:13.757	+6.918
6	1:01.685	+1.157	<u>(31) Bill Spargo</u>			10	1:05.339	+1.101	7	1:07.193	+0.730	6	1:14.420	+7.581
7	1:01.694	+1.166	1	1:06.436	+3.749	11	1:04.761	+0.523	8	1:06.668	+0.205	7	1:10.647	+3.808
8	1:01.952	+1.424	2	1:05.020	+2.333	12	1:04.247	+0.009	9	1:06.902	+0.439	8	1:09.489	+2.650
9	1:01.548	+1.020	3	1:02.793	+0.106	13	1:05.198	+0.960	10	1:06.786	+0.323	9	1:10.366	+3.527
10	1:01.554	+1.026	4	1:02.687		14	1:04.238		11	1:06.463		10	1:08.339	+1.500
11	1:01.455	+0.927	5	1:04.204	+1.517	15	1:04.750	+0.512	12	1:06.675	+0.212	11	1:10.748	+3.909
12	1:01.527	+0.999	6	1:03.752	+1.065	<u>(44) Joe Stadelmann</u>			13	1:06.904	+0.441	12	1:07.603	+0.764
13	1:02.372	+1.844	7	1:04.397	+1.710	1	1:25.382	+21.716	14	1:06.867	+0.404	13	1:06.839	
14	1:00.882	+0.354	8	1:03.951	+1.264	2	1:07.317	+3.651	<u>(76) Mark Wagner</u>			<u>(#09) Jim Buccia</u>		
15	1:00.903	+0.375	9	1:04.443	+1.756	3	1:05.983	+2.317	1	1:15.598	+7.953	1	1:22.749	+5.751
<u>(91) Peter A.J. Tonelli</u>			10	1:03.151	+0.464	4	1:05.285	+1.619	2	1:10.007	+2.362	2	1:20.170	+3.172
1	1:06.215	+5.796	11	1:03.153	+0.466	5	1:04.035	+0.369	3	1:08.741	+1.096	3	1:25.510	+8.512
2	1:02.280	+1.861	12	1:03.675	+0.988	6	1:04.813	+1.147	4	1:09.742	+2.097	4	1:27.770	+10.772
3	1:00.623	+0.204	13	1:03.399	+0.712	7	1:04.394	+0.728	5	1:07.928	+0.283	5	1:23.547	+6.549
4	1:01.681	+1.262	14	1:06.033	+3.346	8	1:04.735	+1.069	6	1:08.778	+1.133	6	1:22.371	+5.373
5	1:00.735	+0.316	15	1:03.969	+1.282	9	1:04.134	+0.468	7	1:09.027	+1.382	7	1:20.948	+3.950
6	1:02.982	+2.563	<u>(95) Kenneth Payson</u>			10	1:03.666		8	1:08.377	+0.732	8	1:19.828	+2.830
7	1:00.959	+0.540	1	1:07.451	+5.361	11	1:03.968	+0.302	9	1:08.652	+1.007	9	1:19.596	+2.598
8	1:01.690	+1.271	2	1:04.398	+2.308	12	1:05.220	+1.554	10	1:07.939	+0.294	10	1:20.102	+3.104
9	1:01.091	+0.672	3	1:04.431	+2.341	13	1:04.877	+1.211	11	1:08.632	+0.987	11	1:18.422	+1.424
10	1:00.965	+0.546	4	1:02.309	+0.219	14	1:05.000	+1.334	12	1:08.183	+0.538	12	1:16.998	
11	1:00.419		5	1:04.429	+2.339	<u>(68) Ron Munnerlyn</u>			13	1:08.511	+0.866	13		
12	1:00.708	+0.289	6	1:02.090		1	1:15.914	+11.626	14	1:07.645		14		
13	1:00.512	+0.093	7	1:05.838	+3.748	2	1:06.360	+2.072	<u>(39) Robert Nead</u>			1	1:23.426	+16.314
14	1:00.891	+0.472	8	1:04.370	+2.280	3	1:05.751	+1.463	2	1:12.015	+4.903	2	1:12.015	+4.903
15	1:00.508	+0.089	9	1:04.218	+2.128	4	1:05.714	+1.426	3	1:09.452	+2.340	3	1:09.452	+2.340
<u>(96) Theresa Condict</u>			10	1:02.254	+0.164	5	1:06.015	+1.727	4	1:08.580	+1.468	4	1:08.580	+1.468
1	1:05.390	+4.880	11	1:02.672	+0.582	6	1:05.308	+1.020	5	1:08.070	+0.958	5	1:08.070	+0.958
2	1:02.048	+1.538	12	1:04.698	+2.608	7	1:04.740	+0.452	6	1:08.153	+1.041	6	1:08.153	+1.041
3	1:01.428	+0.918	13	1:04.307	+2.217	8	1:04.992	+0.704	7	1:08.788	+1.676	7	1:08.788	+1.676
4	1:01.584	+1.074	14	1:04.928	+2.838	9	1:04.454	+0.166	8	1:08.009	+0.897	8	1:08.009	+0.897
5	1:00.794	+0.284	15	1:02.896	+0.806	10	1:04.288		9	1:07.582	+0.470	9	1:07.582	+0.470
6	1:02.943	+2.433	<u>(42) Kurt Uzbay</u>			11	1:04.431	+0.143	10	1:07.389	+0.277	10	1:07.389	+0.277
7	1:00.972	+0.462	1	1:10.131	+5.726	12	1:05.044	+0.756	11	1:07.769	+0.657	11	1:07.769	+0.657
8	1:01.808	+1.298	2	1:06.369	+1.964	13	1:07.365	+3.077	12	1:07.244	+0.132	12	1:07.244	+0.132
9	1:01.100	+0.590	3	1:05.446	+1.041	14	1:06.706	+2.418	13	1:07.112		13	1:07.112	
10	1:01.557	+1.047	4	1:04.956	+0.551	<u>(17) Glenn Every</u>			14	1:08.006	+0.894	14	1:08.006	+0.894
11	1:00.629	+0.119	5	1:05.610	+1.205	1	1:17.799	+12.269	<u>(71) Andrew Wickline</u>			1	1:43.303	+37.615
12	1:00.614	+0.104	6	1:04.803	+0.398	2	1:07.502	+1.972	2	1:08.017	+2.329	2	1:08.017	+2.329
13	1:00.510		7	1:05.112	+0.707	3	1:06.599	+1.069	3	1:07.284	+1.596	3	1:07.284	+1.596
14	1:00.918	+0.408	8	1:04.775	+0.370	4	1:06.336	+0.806	4	1:07.986	+2.298	4	1:07.986	+2.298
15	1:00.718	+0.208	9	1:04.626	+0.221	5	1:06.349	+0.819	5	1:08.907	+3.219	5	1:08.907	+3.219
<u>(26) Ken Hubbard</u>			10	1:05.607	+1.202	6	1:06.384	+0.854	6	1:09.372	+3.684	6	1:09.372	+3.684
1	1:06.269	+3.982	11	1:04.626	+0.221	7	1:06.501	+0.971	7	1:07.046	+1.358	7	1:07.046	+1.358
2	1:03.268	+0.981	12	1:04.617	+0.212	8	1:06.130	+0.600	8	1:07.689	+2.001	8	1:07.689	+2.001
3	1:02.391	+0.104	13	1:04.630	+0.225	9	1:06.116	+0.586	9	1:06.239	+0.551	9	1:06.239	+0.551
4	1:02.400	+0.113	14	1:04.405		10	1:06.772	+1.242	10	1:06.229	+0.541	10	1:06.229	+0.541
5	1:03.133	+0.846	15	1:04.924	+0.519	11	1:06.607	+1.077	11	1:06.183	+0.495	11	1:06.183	+0.495
6	1:02.742	+0.455	<u>(8) John Tures</u>			12	1:06.577	+1.047	12	1:05.821	+0.133	12	1:05.821	+0.133
7	1:03.636	+1.349	1	1:09.860	+5.622	13	1:05.530		13	1:05.845	+0.157	13	1:05.845	+0.157
8	1:02.607	+0.320	2	1:06.116	+1.878	14	1:06.169	+0.639	14	1:05.688		14	1:05.688	
9	1:02.287		3	1:05.749	+1.511	<u>(33) Greg Amy</u>								

Joshua Underwood, Chief of Timing & Scoring

Dave Faita, Chief Steward / Butch O'Connor, Chairman SOM


Orbits

Joshua Underwood

www.mylaps.com
Licensed to: NER, SCCA



**New England Region
NERRC Paddock Crawl Divisional
Official Race Result**



NERRC Paddock Crawl Divisional

Sorted on Best Lap time

Grp 4 - ITB-R-S,T4,ITEZ

Lime Rock Classic 1.500 miles

Race 1 #17-RQ-4903-S

6/17/2017 10:15 AM

Race (18:00 or 15 Laps) started at 10:21:32

Pos	No.	Name	Class	Best Tm	Diff	Best Speed	In Lap	Make-Model	Sponsor
ITB									
1	#03	Jon Over	ITB	1:06.839		80.791	13	Mini/white	
2	39	Robert Nead	ITB	1:07.112	0.273	80.463	13	Volvo 142/Blue	Bad Motor Racing
3	76	Mark Wagner	ITB	1:07.645	0.806	79.829	14	Volkswagen gti/bla	lbg racing/triplesck
ITEZ									
1	91	Peter A.J. Tonelli	ITEZ	1:00.419		89.376	11	Mazda Miata/Yellow	Driven Performanc
2	33	Greg Amy	ITEZ	1:06.463	6.044	81.248	11	Porsche 914/Orang	
ITR									
1	96	Theresa Condict	ITR	1:00.510		89.241	13	Acura RSX Type S/i	
2	27	Anthony Serra	ITR	1:00.528	0.018	89.215	4	BMW 328i/Blue	Autotechnic/Mecca
3	26	Ken Hubbard	ITR	1:02.287	1.777	86.695	9	BMW 325/Blk	Auto Technic
4	31	Bill Spargo	ITR	1:02.687	2.177	86.142	4	Honda S2000/Whit	Spargo Machine Pr
ITS									
1	44	Joe Stadelmann	ITS	1:03.666		84.818	10	Porsche 944S/Oran	
2	42	Kurt Uzbay	ITS	1:04.405	0.739	83.844	14	Mazda Spec Miata/	Stifel Nicolaus & C
3	17	Glenn Every	ITS	1:05.530	1.864	82.405	13	Mazda Miata/White	Rosmar
4	71	Andrew Wickline	ITS	1:05.688	2.022	82.207	14	Mazda Miata/Red	Rosmar
5	117	Peter Tonelli II	ITS			-	0	Mazda Miata/Red/E	Westboro Toyota
T4									
1	95	Kenneth Payson	T4	1:02.090		86.971	6	Mazda Miata/red	Hoosier Red Line (
2	8	John Tures	T4	1:04.238	2.148	84.062	14	Ford Mustang/Blue	Blue Lives Matter
3	68	Ron Munnerlyn	T4	1:04.288	2.198	83.997	10	Mazda MX5/Black	Laticrete Internatic
4	#09	Jim Bucci	T4	1:16.998	14.908	70.132	12	Honda Civic/Black	Thanks Trish LYLO

Announcements

Time Prov 1038 Time Final 1108

Joshua Underwood, Chief of Timing & Scoring


Orbits

Dave Faita, Chief Steward / Butch O'Connor, Chairman SOM

www.mylaps.com
Licensed to: NER, SCCA



**New England Region
NERRC Paddock Crawl Divisional
Official Race Result**



NERRC Paddock Crawl Divisional

Sorted on Laps

Grp 5 - FV,F5,FST,F6,FF,NCF

Lime Rock Classic 1.500 miles

Race 1 #17-RQ-4903-S

6/17/2017 10:40 AM

Race (18:00 or 15 Laps) started at 10:47:52

Pos	No.	Name	Class	Laps	Diff	Total Tm	Best Tm	Make-Model	Sponsor
1	45	Kenneth Bouquillon	FF	15		14:26.745	56.589	Mygale S311/C	
2	93	Glenn Taylor	NCF	15	1.000	14:27.745	56.384	Ford RHO1/blk	
3	#03	Ray Dona	NCF	15	3.692	14:30.437	56.471	Crossle 45/red	Rexxon Engineering
4	99	Dexter Czuba	FF	15	6.057	14:32.802	56.334	Spectrum F16l	
5	37	Michael Rand	NCF	15	6.224	14:32.969	56.706	Crossle 30F/re	Gus and Lucy
6	11	Christopher Kierce	FF	15	7.744	14:34.489	56.339	Van Diemen/g	
7	44	Edward Callo	FF	15	8.565	14:35.310	56.994	Bowman BC-5,	RECON International
8	36	Steve Roux	FF	15	8.919	14:35.664	56.627	Wyvern SR1/B	
9	42	Tom Venturino	NCF	15	58.968	15:25.713	1:00.210	Ford Royale RI	Rouxster Racing
10	32	Dan Grace	FV	14	1 Lap	14:53.247	1:01.892	Citation 93V/B	
11	33	Tyler Reynolds	FV	14	1 Lap	14:54.773	1:02.425	Citation/yellow	Quixote Racing
12	34	Chip Van Slyke	FF	14	1 Lap	14:55.034	59.548	Crossle 62F/Ye	AM&O Racing Support
13	#07	Chris Barry	FV	14	1 Lap	14:58.182	1:02.452	citation Formu	
14	24	Brian Kenney	FV	14	1 Lap	15:27.108	1:04.618	Speed Sport F	Philly
15	61	Walter Popiak	FV	13	2 Laps	14:35.737	1:05.294	CITATION 95V	LANGLAIS GROUP
16	75	Kevin O'Day	FV	13	2 Laps	14:51.679	1:06.505	Caldwell D-13,	O'Day Racing
17	71	Jeffrey Adams	FV	13	2 Laps	14:52.400	1:06.129	campbell motc	napa auto parts of sou'
18	20	Thomas Galuardi	FV	13	2 Laps	15:13.831	1:08.237	Barrcar 004/Ri	AND/Barrtune Racing
19	69	Afzal Bashir	FV	12	3 Laps	14:33.558	1:10.214	Protoform P2/'	
20	23	Christopher Zarzycki	FV	11	4 Laps	12:06.432	1:02.948	Citation 93V/Y	
21	4	Richard LoDuca	F5	2	13 Laps	2:46.134	1:14.137	Invader QC-1/	LoDuca Associates Inc

Announcements

Time Prov 1103 Time Final 1133

Margin of Victory	Avg. Speed	Best Lap Tm	Best Speed	Best Lap by
1.000	93.453	56.334	95.857	99 - Dexter Czuba

Joshua Underwood, Chief of Timing & Scoring

Orbits

Dave Faita, Chief Steward / Butch O'Connor, Chairman SOM

www.mylaps.com
Licensed to: NER, SCCA



**New England Region
NERRC Paddock Crawl Divisional
Official Race Result**



NERRC Paddock Crawl Divisional

Sorted on Laps

Grp 5 - FV,F5,FST,F6,FF,NCF

Lime Rock Classic 1.500 miles

Race 1 #17-RQ-4903-S

6/17/2017 10:40 AM

Race (18:00 or 15 Laps) started at 10:47:52

Pos	No.	Name	Class	Laps	Diff	Total Tm	Best Tm	Make-Model	Sponsor
F5									
1	4	Richard LoDuca	F5	2		2:46.134	1:14.137	Invader QC-1/	LoDuca Associates Inc
FF									
1	45	Kenneth Bouquillon	FF	15		14:26.745	56.589	Mygale S311/C	
2	99	Dexter Czuba	FF	15	6.057	14:32.802	56.334	Spectrum F16l	
3	11	Christopher Kierce	FF	15	7.744	14:34.489	56.339	Van Diemen/g	
4	44	Edward Callo	FF	15	8.565	14:35.310	56.994	Bowman BC-5,	RECON International
5	36	Steve Roux	FF	15	8.919	14:35.664	56.627	Wyvern SR1/B	
6	34	Chip Van Slyke	FF	14	1 Lap	14:55.034	59.548	Crossle 62F/Ye	AM&O Racing Support
FV									
1	32	Dan Grace	FV	14		14:53.247	1:01.892	Citation 93V/B	
2	33	Tyler Reynolds	FV	14	1.526	14:54.773	1:02.425	Citation/yellow	Quixote Racing
3	#07	Chris Barry	FV	14	4.935	14:58.182	1:02.452	citation Formu	
4	24	Brian Kenney	FV	14	33.861	15:27.108	1:04.618	Speed Sport F	Philly
5	61	Walter Popiak	FV	13	1 Lap	14:35.737	1:05.294	CITATION 95V	LANGLAIS GROUP
6	75	Kevin O'Day	FV	13	1 Lap	14:51.679	1:06.505	Caldwell D-13,	O'Day Racing
7	71	Jeffrey Adams	FV	13	1 Lap	14:52.400	1:06.129	campbell motc	napa auto parts of sou
8	20	Thomas Galuardi	FV	13	1 Lap	15:13.831	1:08.237	Barrcar 004/Ri	AND/Barrtune Racing
9	69	Afzal Bashir	FV	12	2 Laps	14:33.558	1:10.214	Protoform P2/'	
10	23	Christopher Zarzycki	FV	11	3 Laps	12:06.432	1:02.948	Citation 93V/Y	
NCF									
1	93	Glenn Taylor	NCF	15		14:27.745	56.384	Ford RHO1/bl	
2	#03	Ray Dona	NCF	15	2.692	14:30.437	56.471	Crossle 45/red	Rexxon Engineering
3	37	Michael Rand	NCF	15	5.224	14:32.969	56.706	Crossle 30F/re	Gus and Lucy
4	42	Tom Venturino	NCF	15	57.968	15:25.713	1:00.210	Ford Royale RI	Rouxster Racing

Announcements

Time Prov 1103 Time Final 1133

Margin of Victory	Avg. Speed	Best Lap Tm	Best Speed	Best Lap by
1.000	93.453	56.334	95.857	99 - Dexter Czuba

Joshua Underwood, Chief of Timing & Scoring

Orbits

Dave Faita, Chief Steward / Butch O'Connor, Chairman SOM

www.mylaps.com
Licensed to: NER, SCCA

NERRC Paddock Crawl Divisional

Lapchart

Grp 5 - FV,F5,FST,F6,FF,NCF

Lime Rock Classic 1.500 miles

Race 1 #17-RQ-4903-S

6/17/2017 10:40 AM

Race (18:00 or 15 Laps) started at 10:47:52



Competitors	Laps															
	0	1	2	3	4	5	6	7	8	9	10	11	12	13	14	15
Glenn Taylor (93)	1	93	45	45	45	45	45	45	45	45	#03	#03	45	45	45	45
Kenneth Bouquillon (45)	2	45	93	93	93	93	#03	#03	#03	#03	93	93	93	93	93	93
Ray Dona (#03)	3	#03	#03	#03	#03	#03	93	93	93	93	45	45	#03	#03	#03	#03
Steve Roux (36)	4	36	11	11	36	36	37	37	37	37	37	37	99	99	99	99
Christopher Kierce (11)	5	11	36	36	37	37	36	36	36	99	99	99	37	37	37	37
Edward Callo (44)	6	44	44	44	11	11	11	99	99	99	36	36	11	11	11	11
Dexter Czuba (99)	7	99	37	37	99	99	99	11	11	11	11	11	36	36	44	44
Tom Venturino (42)	8	42	99	99	44	44	44	44	44	44	44	44	44	36	36	36
Michael Rand (37)	9	37	42	42	42	42	42	42	42	42	42	42	42	42	42	42
Christopher Zarzycki (23)	10	23	23	23	23	33	33	33	33	32	32	32	32	32	32	32
Tyler Reynolds (33)	11	33	33	33	33	23	23	23	32	33	33	33	33	33	33	33
Dan Grace (32)	12	32	32	32	32	32	32	23	23	23	23	#07	#07	#07	34	
Walter Popiak (61)	13	61	#07	#07	#07	#07	#07	#07	#07	#07	#07	34	34	34	#07	
Chris Barry (#07)	14	#07	61	61	61	61	24	34	34	34	34	23	24	24	24	24
Brian Kenney (24)	15	24	24	24	24	24	34	24	24	24	24	24	61	61		
Kevin O'Day (75)	16	75	20	71	71	34	61	61	61	61	61	61	75	75		
Thomas Galuardi (20)	17	20	71	20	34	71	75	75	75	71	71	71	75	71		
Jeffrey Adams (71)	18	71	75	75	20	20	71	71	71	75	75	75	71	20	20	
Richard LoDuca (4)	19	4	4	69	75	75	20	20	20	20	20	20	20	20	69	
Afzal Bashir (69)	20	69	69	34	69	69	69	69	69	69	69	69	69			
Chip Van Slyke (34)	21	34	34	4												



New England Region
NERRC Paddock Crawl Divisional
Official Race Result



NERRC Paddock Crawl Divisional

Grp 5 - FV,F5,FST,F6,FF,NCF

Lime Rock Classic 1.500 miles

Race 1 #17-RQ-4903-S

6/17/2017 10:40 AM

Race (18:00 or 15 Laps) started at 10:47:52

(45) Kenneth Bouquillon			10	56.334		4	57.873	+1.246	(34) Chip Van Slyke				(75) Kevin O'Day	
1	59.534	+2.945	11	58.380	+2.046	5	57.966	+1.339	1	1:18.479	+18.931	1	1:14.697	+8.192
2	57.669	+1.080	12	58.010	+1.676	6	57.344	+0.717	2	1:03.013	+3.465	2	1:09.335	+2.830
3	57.173	+0.584	13	56.521	+0.187	7	58.400	+1.773	3	1:03.910	+4.362	3	1:08.352	+1.847
4	57.096	+0.507	14	57.236	+0.902	8	58.435	+1.808	4	1:02.014	+2.466	4	1:08.552	+2.047
5	58.028	+1.439	15	57.345	+1.011	9	58.085	+1.458	5	1:04.769	+5.221	5	1:07.438	+0.933
6	58.416	+1.827	(37) Michael Rand			10	57.257	+0.630	6	1:01.787	+2.239	6	1:07.985	+1.480
7	57.756	+1.167	1	1:02.344	+5.638	11	57.930	+1.303	7	1:05.182	+5.634	7	1:07.669	+1.164
8	57.838	+1.249	2	58.674	+1.968	12	58.141	+1.514	8	1:06.185	+6.637	8	1:08.477	+1.972
9	57.092	+0.503	3	59.838	+3.132	13	57.729	+1.102	9	1:00.941	+1.393	9	1:07.565	+1.060
10	59.307	+2.718	4	57.561	+0.855	14	58.205	+1.578	10	59.782	+0.234	10	1:06.505	
11	1:00.077	+3.488	5	57.009	+0.303	15	56.627		11	59.548		11	1:06.782	+0.277
12	56.623	+0.034	6	57.777	+1.071	(42) Tom Venturino			12	59.844	+0.296	12	1:06.934	+0.429
13	56.589		7	58.170	+1.464	1	1:06.853	+6.643	13	1:00.283	+0.735	13	1:06.934	+0.429
14	56.717	+0.128	8	56.891	+0.185	2	1:03.323	+3.113	14	59.624	+0.076	13	1:08.161	+1.656
15	56.702	+0.113	9	57.174	+0.468	3	1:02.616	+2.406	(#07) Chris Barry			(71) Jeffrey Adams		
(93) Glenn Taylor			10	56.872	+0.166	4	1:01.861	+1.651	1	1:09.106	+6.654	1	1:14.261	+8.132
1	59.770	+3.386	11	59.564	+2.858	5	1:02.054	+1.844	2	1:04.215	+1.763	2	1:08.484	+2.355
2	57.906	+1.522	12	58.882	+2.176	6	1:01.758	+1.548	3	1:03.406	+0.954	3	1:08.040	+1.911
3	57.070	+0.686	13	56.706		7	1:01.221	+1.011	4	1:03.842	+1.390	4	1:08.397	+2.268
4	57.303	+0.919	14	57.194	+0.488	8	1:01.291	+1.081	5	1:03.885	+1.433	5	1:09.077	+2.948
5	57.909	+1.525	15	57.103	+0.397	9	1:00.648	+0.438	6	1:03.914	+1.462	6	1:09.609	+3.480
6	58.821	+2.437	(11) Christopher Kierce			10	1:00.289	+0.079	7	1:02.954	+0.502	7	1:06.352	+0.223
7	58.366	+1.982	1	1:01.647	+5.308	11	1:00.599	+0.389	8	1:02.993	+0.541	8	1:07.986	+1.857
8	58.394	+2.010	2	59.470	+3.131	12	1:00.532	+0.322	9	1:04.255	+1.803	9	1:07.473	+1.344
9	56.769	+0.385	3	1:00.808	+4.469	13	1:00.857	+0.647	10	1:03.701	+1.249	10	1:06.472	+0.343
10	57.592	+1.208	4	57.647	+1.308	14	1:00.210		11	1:03.932	+1.480	11	1:08.844	+2.715
11	1:00.138	+3.754	5	57.746	+1.407	15	1:00.674	+0.464	12	1:03.353	+0.901	12	1:07.885	+1.756
12	57.406	+1.022	6	57.764	+1.425	(32) Dan Grace			13	1:02.452		13	1:06.129	
13	57.393	+1.009	7	58.431	+2.092	1	1:08.778	+6.886	14	1:03.279	+0.827	(20) Thomas Galuardi		
14	56.384		8	57.956	+1.617	2	1:03.989	+2.097	(24) Brian Kenney			1	1:14.303	+6.066
15	56.524	+0.140	9	58.139	+1.800	3	1:03.331	+1.439	1	1:10.508	+5.890	2	1:09.488	+1.251
(#03) Ray Dona			10	56.966	+0.627	4	1:03.222	+1.330	2	1:07.348	+2.730	3	1:08.237	
1	1:00.936	+4.465	11	57.463	+1.124	5	1:03.082	+1.190	3	1:07.523	+2.905	4	1:08.739	+0.502
2	58.014	+1.543	12	57.857	+1.518	6	1:03.720	+1.828	4	1:06.530	+1.912	5	1:11.366	+3.129
3	57.912	+1.441	13	56.339		7	1:03.181	+1.289	5	1:06.563	+1.945	6	1:09.254	+1.017
4	57.168	+0.697	14	57.965	+1.626	8	1:02.699	+0.807	6	1:05.834	+1.216	7	1:09.703	+1.466
5	57.331	+0.860	15	57.827	+1.488	9	1:03.330	+1.438	7	1:05.013	+0.395	8	1:08.736	+0.499
6	57.200	+0.729	(44) Edward Callo			10	1:04.202	+2.310	8	1:04.618		9	1:09.149	+0.912
7	58.364	+1.893	1	1:02.414	+5.420	11	1:03.484	+1.592	9	1:05.131	+0.513	10	1:10.556	+2.319
8	58.406	+1.935	2	58.898	+1.904	12	1:03.433	+1.541	10	1:05.470	+0.852	11	1:11.634	+3.397
9	56.696	+0.225	3	1:01.405	+4.411	13	1:02.346	+0.454	11	1:04.950	+0.332	12	1:09.252	+1.015
10	57.696	+1.225	4	57.583	+0.589	14	1:01.892		12	1:04.664	+0.046	13	1:10.145	+1.908
11	1:00.123	+3.652	5	57.570	+0.576	(33) Tyler Reynolds			13	1:05.085	+0.467	(69) Afzal Bashir		
12	57.942	+1.471	6	57.342	+0.348	1	1:06.724	+4.299	14	1:04.898	+0.280	1	1:13.606	+3.392
13	57.679	+1.208	7	58.428	+1.434	2	1:03.236	+0.811	(61) Walter Popiak			2	1:12.250	+2.036
14	56.471		8	57.752	+0.758	3	1:04.001	+1.576	1	1:10.475	+5.181	3	1:10.214	
15	58.351	+1.880	9	58.123	+1.129	4	1:04.259	+1.834	2	1:07.623	+2.329	4	1:11.535	+1.321
(99) Dexter Czuba			10	56.994		5	1:03.724	+1.299	3	1:07.347	+2.053	5	1:12.664	+2.450
1	1:03.360	+7.026	11	58.041	+1.047	6	1:03.639	+1.214	4	1:06.713	+1.419	6	1:10.662	+0.448
2	58.252	+1.918	12	57.939	+0.945	7	1:03.385	+0.960	5	1:07.550	+2.256	7	1:11.402	+1.188
3	1:00.681	+4.347	13	57.120	+0.126	8	1:03.109	+0.684	6	1:07.537	+2.243	8	1:14.129	+3.915
4	57.340	+1.006	14	57.774	+0.780	9	1:03.513	+1.088	7	1:07.758	+2.464	9	1:13.895	+3.681
5	57.386	+1.052	15	57.190	+0.196	10	1:04.480	+2.055	8	1:05.742	+0.448	10	1:11.748	+1.534
6	57.234	+0.900	(36) Steve Roux			11	1:03.627	+1.202	9	1:06.151	+0.857	11	1:12.387	+2.173
7	58.642	+2.308	1	1:02.417	+5.790	12	1:03.491	+1.066	10	1:05.294		12	1:14.049	+3.835
8	58.026	+1.692	2	58.846	+2.219	13	1:02.425		11	1:05.746	+0.452	(23) Christopher Zarzycki		
9	57.148	+0.814	3	1:00.026	+3.399	14	1:02.644	+0.219	12	1:06.421	+1.127	1	1:06.409	+3.461

Joshua Underwood, Chief of Timing & Scoring

Orbits

Dave Faita, Chief Steward / Butch O'Connor, Chairman SOM

Joshua Underwood

www.mylaps.com
Licensed to: NER, SCCA



**New England Region
NERRC Paddock Crawl Divisional
Official Race Result**



NERRC Paddock Crawl Divisional

Grp 5 - FV,F5,FST,F6,FF,NCF

Lime Rock Classic 1.500 miles

Race 1 #17-RQ-4903-S

6/17/2017 10:40 AM

Race (18:00 or 15 Laps) started at 10:47:52

2	1:03.679	+0.731
3	1:04.278	+1.330
4	1:04.649	+1.701
5	1:03.603	+0.655
6	1:03.947	+0.999
7	1:03.714	+0.766
8	1:02.948	
9	1:03.363	+0.415
10	1:05.765	+2.817
p11	1:21.974	+19.026

(4) Richard LoDuca

1	1:14.137	
p2	1:27.894	+13.757

Joshua Underwood, Chief of Timing & Scoring

Orbits

Dave Faita, Chief Steward / Butch O'Connor, Chairman SOM

www.mylaps.com
Licensed to: NER, SCCA



**New England Region
NERRC Paddock Crawl Divisional
Official Race Result**



NERRC Paddock Crawl Divisional

Sorted on Best Lap time

Grp 5 - FV,F5,FST,F6,FF,NCF

Lime Rock Classic 1.500 miles

Race 1 #17-RQ-4903-S

6/17/2017 10:40 AM

Race (18:00 or 15 Laps) started at 10:47:52

Pos	No.	Name	Class	Best Tm	Diff	Best Speed	In Lap	Make-Model	Sponsor
F5									
1	4	Richard LoDuca	F5	1:14.137		72.838	1	Invader QC-1/blue/	LoDuca Associates
FF									
1	99	Dexter Czuba	FF	56.334		95.857	10	Spectrum F1600/Bl	
2	11	Christopher Kierce	FF	56.339	0.005	95.848	13	Van Diemen/gray/y	
3	45	Kenneth Bouquillon	FF	56.589	0.255	95.425	13	Mygale SJ11/Gray/:	
4	36	Steve Roux	FF	56.627	0.293	95.361	15	Wyvern SR1/Black/	
5	44	Edward Callo	FF	56.994	0.660	94.747	10	Bowman BC-5/Blue	RECON Internation
6	34	Chip Van Slyke	FF	59.548	3.214	90.683	11	Crossle 62F/Yellow	AM&O Racing Supp
FV									
1	32	Dan Grace	FV	1:01.892		87.249	14	Citation 93V/Black	
2	33	Tyler Reynolds	FV	1:02.425	0.533	86.504	13	Citation/yellow	Quixote Racing
3	#07	Chris Barry	FV	1:02.452	0.560	86.466	13	citation Formula Ve	
4	23	Christopher Zarzycki	FV	1:02.948	1.056	85.785	8	Citation 93V/Yellow	
5	24	Brian Kenney	FV	1:04.618	2.726	83.568	8	Speed Sport FV/Bl	Philly
6	61	Walter Popiak	FV	1:05.294	3.402	82.703	10	CITATION 95V/REI	LANGLAIS GROUP
7	71	Jeffrey Adams	FV	1:06.129	4.237	81.659	13	campbell motorspo	napa auto parts of
8	75	Kevin O'Day	FV	1:06.505	4.613	81.197	10	Caldwell D-13/Blue	O'Day Racing
9	20	Thomas Galuardi	FV	1:08.237	6.345	79.136	3	Barrcar 004/Red	AND/Barrtune Raci
10	69	Afzal Bashir	FV	1:10.214	8.322	76.908	3	Protoform P2/Whit	
NCF									
1	93	Glenn Taylor	NCF	56.384		95.772	14	Ford RHO1/black	
2	#03	Ray Dona	NCF	56.471	0.087	95.624	14	Crossle 45/red	Rexxon Engineerin
3	37	Michael Rand	NCF	56.706	0.322	95.228	13	Crossle 30F/red	Gus and Lucy
4	42	Tom Venturino	NCF	1:00.210	3.826	89.686	14	Ford Royale RP31/C	Rouxster Racing

Announcements

Time Prov 1103 Time Final 1133

Joshua Underwood, Chief of Timing & Scoring


Orbits

Dave Faita, Chief Steward / Butch O'Connor, Chairman SOM

www.mylaps.com
Licensed to: NER, SCCA



**New England Region
NERRC Paddock Crawl Divisional
Official Race Result**



NERRC Paddock Crawl Divisional

Sorted on Laps

Grp 6 - ITA,IT7,ITC,E-F-HP,GTL,BSpec

Lime Rock Classic 1.500 miles

Race 1 #17-RQ-4903-S

6/17/2017 11:05 AM

Race (18:00 or 15 Laps) started at 11:11:59

Pos	No.	Name	Class	Laps	Diff	Total Tm	Best Tm	Make-Model	Sponsor
1	91	Peter A.J. Tonelli	FP	11		14:36.141	1:00.540	Mazda Miata/Y	Driven Performance / V
2	17	Joseph A. Boruch III	EP	11	7.199	14:43.340	1:00.329	Honda S2000/	JAB Racing
3	99	Bob Dowie	GTL	11	10.037	14:46.178	1:02.078	Nissan 200SX/	Village Auto Works
4	56	Mike Frost	EP	11	12.169	14:48.310	1:02.104	BMW 328i/Gre	Vermont Eco Floors
5	87	Stephen Pope	ITA	11	17.038	14:53.179	1:03.017	Mazda Miata/F	Pope Design Group
6	168	Brian Reilly	ITA	11	21.121	14:57.262	1:03.439	Mazda Miata	
7	13	David Gran	ITA	11	22.044	14:58.185	1:02.957	Mazda Miata/E	Kessler Engineering
8	14	Paul Dethier	FP	11	22.755	14:58.896	1:02.641	Mazda Miata/E	
9	170	Eric Maynard	ITA	11	23.614	14:59.755	1:07.281	Plymouth Lase	Stick it to'em Graphics
10	71	Andrew Wickline	STL	11	24.468	15:00.609	1:05.767	Mazda Miata/F	Rosmar
11	25	Bud Jantz-Sell	EP	11	25.762	15:01.903	1:04.518	Datsun 240Z/c	Better Wheels
12	46	Johannes Krauss	HP	11	27.316	15:03.457	1:06.874	Volkswagen Sc	Hansa Rennen
13	18	George Farrar	GTL	11	28.527	15:04.668	1:05.925	Mazda miata/t	HOT racing
14	3	Serge Lentz	IT7	10	1 Lap	14:37.350	1:07.834	Mazda RX7/Bl	Belgo-Am Racing
15	47	Norman Latulippe	IT7	10	1 Lap	14:38.196	1:06.801	Mazda RX-7/R	Latulippe Brothers Inc
16	117	Peter Tonelli II	STL	10	1 Lap	14:39.776	1:03.756	Mazda Miata/F	Westboro Toyota
17	79	R J Ford	EP	10	1 Lap	14:40.818	1:07.185	Mercury Capri	Litchfield Filling Station
18	23	Hugh McHaffie	STL	10	1 Lap	14:41.911	1:04.966	Mazda MX-5/R	Flatout Motorsports
19	94	Jeff Knittel	HP	10	1 Lap	14:44.351	1:08.013	MG Midget/Bl	Chittenango Auto Repa
20	90	Ryan Duke	STL	10	1 Lap	14:44.870	1:08.113	Mazda Miata/E	
21	37	Raul Feliciano	IT7	10	1 Lap	14:47.164	1:09.661	Mazda RX-7/B	Wankel Works and GPF
22	114	Christopher S. Mosley	B-Spec	10	1 Lap	14:49.832	1:10.213	Honda Fit/Cop	
23	81	JB Swan	EP	10	1 Lap	14:51.046	1:10.160	Mazda RX-7/bl	R&S Redco
24	82	Fred White	HP	10	1 Lap	14:51.838	1:08.442	Honda CRX/Rc	Hoosier
25	0	Alex Hollenbeck	EP	10	1 Lap	14:54.335	1:09.704	Datsun 280Z/f	
26	43	Wendy Cappola	STL	10	1 Lap	14:55.681	1:09.747	Mazda 1994 M	She Racing Flatout Mc
27	15	Richard Patullo	IT7	10	1 Lap	14:56.737	1:11.185	Mazda RX7/Ic	
28	68	Jorge Santos	GTL	6	5 Laps	7:19.418	1:06.933	Nissan sentra/	
29	6	Laurent Fumex	FP	4	7 Laps	5:13.686	1:05.359	MG B/Blue	laurane medical
30	21	Dave Patten	FP	2	9 Laps	3:14.367	1:26.395	Datsun 510/W	FutoFab LLC
31	67	Craig McHaffie	STL	1	10 Laps	3:23.274		Mazda MX5/re	Flatout Motorsports

Announcements

**New Track Record (1:10.213) for B-Spec by Christopher S. Mosley.
Time Prov 1128 Time Final 1158
Early checker due to on-track incident**

Margin of Victory	Avg. Speed	Best Lap Tm	Best Speed	Best Lap by
7.199	67.797	1:00.329	89.509	17 - Joseph A. Boruch III

Joshua Underwood, Chief of Timing & Scoring

Orbits

Dave Faita, Chief Steward / Butch O'Connor, Chairman SOM

www.mylaps.com
Licensed to: NER, SCCA



**New England Region
NERRC Paddock Crawl Divisional
Official Race Result**



NERRC Paddock Crawl Divisional

Sorted on Laps

Grp 6 - ITA,IT7,ITC,E-F-HP,GTL,BSpec

Lime Rock Classic 1.500 miles

Race 1 #17-RQ-4903-S

6/17/2017 11:05 AM

Race (18:00 or 15 Laps) started at 11:11:59

Pos	No.	Name	Class	Laps	Diff	Total Tm	Best Tm	Make-Model	Sponsor
B-Spec									
1	114	Christopher S. Mosley	B-Spec	10		14:49.832	1:10.213	Honda Fit/Cop	
EP									
1	17	Joseph A. Boruch III	EP	11		14:43.340	1:00.329	Honda S2000/	JAB Racing
2	56	Mike Frost	EP	11	4.970	14:48.310	1:02.104	BMW 328i/Gre	Vermont Eco Floors
3	25	Bud Jantz-Sell	EP	11	18.563	15:01.903	1:04.518	Datsun 240Z/c	Better Wheels
4	79	R J Ford	EP	10	1 Lap	14:40.818	1:07.185	Mercury Capri,	Litchfield Filling Station
5	81	JB Swan	EP	10	1 Lap	14:51.046	1:10.160	Mazda RX-7/bl	R&S Redco
6	0	Alex Hollenbeck	EP	10	1 Lap	14:54.335	1:09.704	Datsun 280Z/f	
FP									
1	91	Peter A.J. Tonelli	FP	11		14:36.141	1:00.540	Mazda Miata/y	Driven Performance / v
2	14	Paul Dethier	FP	11	22.755	14:58.896	1:02.641	Mazda Miata/E	
3	6	Laurent Fumex	FP	4	7 Laps	5:13.686	1:05.359	MG B/Blue	laurane medical
4	21	Dave Patten	FP	2	9 Laps	3:14.367	1:26.395	Datsun 510/W	FutoFab LLC
GTL									
1	99	Bob Dowie	GTL	11		14:46.178	1:02.078	Nissan 200SX/	Village Auto Works
2	18	George Farrar	GTL	11	18.490	15:04.668	1:05.925	Mazda miata/t	HOT racing
3	68	Jorge Santos	GTL	6	5 Laps	7:19.418	1:06.933	Nissan sentra/	
HP									
1	46	Johannes Krauss	HP	11		15:03.457	1:06.874	Volkswagen Sc	Hansa Rennen
2	94	Jeff Knittel	HP	10	1 Lap	14:44.351	1:08.013	MG Midget/Blu	Chittenango Auto Repa
3	82	Fred White	HP	10	1 Lap	14:51.838	1:08.442	Honda CRX/Re	Hoosier
IT7									
1	3	Serge Lentz	IT7	10		14:37.350	1:07.834	Mazda RX7/Bl,	Belgo-Am Racing
2	47	Norman Latulippe	IT7	10	0.846	14:38.196	1:06.801	Mazda RX-7/R	Latulippe Brothers Inc
3	37	Raul Feliciano	IT7	10	9.814	14:47.164	1:09.661	Mazda RX-7/B	Wankel Works and GPF
4	15	Richard Patullo	IT7	10	19.387	14:56.737	1:11.185	Mazda RX7/Ic	

Announcements

**New Track Record (1:10.213) for B-Spec by Christopher S. Mosley.
Time Prov 1128 Time Final 1158
Early checker due to on-track incident**

Margin of Victory	Avg. Speed	Best Lap Tm	Best Speed	Best Lap by
7.199	67.797	1:00.329	89.509	17 - Joseph A. Boruch III

Joshua Underwood, Chief of Timing & Scoring

Orbits

Dave Faita, Chief Steward / Butch O'Connor, Chairman SOM

www.mylaps.com

Licensed to: NER, SCCA



**New England Region
NERRC Paddock Crawl Divisional
Official Race Result**



NERRC Paddock Crawl Divisional

Sorted on Laps

Grp 6 - ITA,IT7,ITC,E-F-HP,GTL,BSpec

Lime Rock Classic 1.500 miles

Race 1 #17-RQ-4903-S

6/17/2017 11:05 AM

Race (18:00 or 15 Laps) started at 11:11:59

Pos	No.	Name	Class	Laps	Diff	Total Tm	Best Tm	Make-Model	Sponsor
ITA									
1	87	Stephen Pope	ITA	11		14:53.179	1:03.017	Mazda Miata/F	Pope Design Group
2	168	Brian Reilly	ITA	11	4.083	14:57.262	1:03.439	Mazda Miata	
3	13	David Gran	ITA	11	5.006	14:58.185	1:02.957	Mazda Miata/E	Kessler Engineering
4	170	Eric Maynard	ITA	11	6.576	14:59.755	1:07.281	Plymouth Lase	Stick it to'em Graphics
STL									
1	71	Andrew Wickline	STL	11		15:00.609	1:05.767	Mazda Miata/F	Rosmar
2	117	Peter Tonelli II	STL	10	1 Lap	14:39.776	1:03.756	Mazda Miata/F	Westboro Toyota
3	23	Hugh McHaffie	STL	10	1 Lap	14:41.911	1:04.966	Mazda MX-5/R	Flatout Motorsports
4	90	Ryan Duke	STL	10	1 Lap	14:44.870	1:08.113	Mazda Miata/E	
5	43	Wendy Cappola	STL	10	1 Lap	14:55.681	1:09.747	Mazda 1994 M	She Racing Flatout Mc
6	67	Craig McHaffie	STL	1	10 Laps	3:23.274		Mazda MX5/re	Flatout Motorsports

Announcements

**New Track Record (1:10.213) for B-Spec by Christopher S. Mosley.
Time Prov 1128 Time Final 1158
Early checker due to on-track incident**

Margin of Victory	Avg. Speed	Best Lap Tm	Best Speed	Best Lap by
7.199	67.797	1:00.329	89.509	17 - Joseph A. Boruch III

Joshua Underwood, Chief of Timing & Scoring

Orbits

Dave Faita, Chief Steward / Butch O'Connor, Chairman SOM

www.mylaps.com
Licensed to: NER, SCCA
Page 2/2

NERRC Paddock Crawl Divisional

Lapchart

Grp 6 - ITA,IT7,ITC,E-F-HP,GTL,BSpec

Lime Rock Classic 1.500 miles

Race 1 #17-RQ-4903-S


6/17/2017 11:05 AM

Race (18:00 or 15 Laps) started at 11:11:59

Competitors	Laps											
	0	1	2	3	4	5	6	7	8	9	10	11
Joseph A. Boruch III (17)	1	17	91	91	91	91	91	91	91	91	91	91
Peter A.J. Tonelli (91)	2	91	17	17	17	17	17	17	17	17	17	17
Laurent Fumex (6)	3	6	99	56	56	56	99	99	99	99	99	99
Bob Dowie (99)	4	99	56	99	99	99	56	56	56	56	56	56
Mike Frost (56)	5	56	25	87	87	87	87	87	87	87	87	87
Bud Jantz-Sell (25)	6	25	87	168	168	168	168	168	168	168	168	168
Stephen Pope (87)	7	87	13	170	170	13	13	13	13	13	13	13
David Gran (13)	8	13	170	13	13	170	14	14	14	14	14	14
Brian Reilly (168)	9	168	168	6	6	14	170	170	170	71	25	170
Paul Dethier (14)	10	14	3	3	14	71	71	71	71	170	71	71
Jorge Santos (68)	11	68	6	14	71	3	46	25	25	25	170	25
Eric Maynard (170)	12	170	37	71	3	46	3	46	46	46	46	46
Serge Lentz (3)	13	3	94	46	46	79	79	18	18	18	18	18
Norman Latulippe (47)	14	47	14	94	79	18	18	3	3	3	3	3
Johannes Krauss (46)	15	46	71	79	18	47	25	79	47	47	47	47
Andrew Wickline (71)	16	71	79	18	47	25	47	47	79	117	117	117
R J Ford (79)	17	79	46	47	94	94	94	117	117	79	79	79
Jeff Knittel (94)	18	94	18	37	25	90	90	94	23	23	23	23
George Farrar (18)	19	18	81	81	37	81	117	23	94	94	94	94
Raul Feliciano (37)	20	37	47	90	90	37	23	90	90	90	90	90
JB Swan (81)	21	81	90	25	81	114	81	37	37	37	37	37
Christopher S. Mosley (114)	22	114	114	114	114	23	37	68	114	114	114	114
Ryan Duke (90)	23	90	0	0	117	117	114	114	81	81	81	81
Alex Hollenbeck (0)	24	0	15	82	23	82	68	81	82	82	82	82
Wendy Cappola (43)	25	43	43	117	82	0	82	82	0	0	0	0
Richard Patullo (15)	26	15	82	15	0	68	0	0	43	43	43	43
Craig McHaffie (67)	27	67	117	43	68	43	43	43	15	15	15	15
Hugh McHaffie (23)	28	23	23	23	15	15	15	15				
Fred White (82)	29	82	68	68	43	6						
Peter Tonelli II (117)	30	117	21	21								



New England Region
NERRC Paddock Crawl Divisional
Official Race Result



NERRC Paddock Crawl Divisional


Grp 6 - ITA,IT7,ITC,E-F-HP,GTL,BSpec

Lime Rock Classic 1.500 miles

Race 1 #17-RQ-4903-S

6/17/2017 11:05 AM

Race (18:00 or 15 Laps) started at 11:11:59



<u>(91) Peter A.J. Tonelli</u>			<u>(168) Brian Reilly</u>			<u>(25) Bud Jantz-Sell</u>			<u>(117) Peter Tonelli II</u>			<u>(37) Raul Feliciano</u>		
9	1:20.098	+17.081	6	1:06.767		4	1:06.801		6	1:10.511	+2.398	7	1:08.648	+0.535
10	2:23.397	+1:20.380	7	1:06.067	+0.300	5	1:07.498	+0.697	7	1:08.648	+0.535	8	1:25.119	+17.006
11	2:34.632	+1:31.615	8	1:11.803	+6.036	6	1:07.232	+0.431	8	1:25.119	+17.006	9	2:22.483	+1:14.370
1	1:02.544	+2.004	9	1:15.639	+9.872	7	1:07.385	+0.584	9	2:22.483	+1:14.370	10	2:35.140	+1:27.027
2	1:01.553	+1.013	10	1:57.086	+51.319	8	1:30.696	+23.895	10	2:35.140	+1:27.027	<u>(37) Raul Feliciano</u>		
3	1:01.074	+0.534	11	2:33.428	+1:27.661	9	2:20.422	+1:13.621	1	1:16.702	+7.041	2	1:14.640	+4.979
4	1:01.370	+0.830	1	1:13.428	+9.989	10	2:35.449	+1:28.648	3	1:11.057	+1.396	4	1:10.991	+1.330
5	1:00.540		2	1:05.970	+2.531	<u>(117) Peter Tonelli II</u>			5	1:10.477	+0.816	6	1:09.661	
6	1:03.236	+2.696	3	1:04.445	+1.006	1	1:21.736	+17.980	7	1:10.688	+1.027	7	1:10.688	+1.027
7	1:02.123	+1.583	4	1:04.133	+0.694	2	1:07.042	+3.286	8	1:21.210	+11.549	8	1:21.210	+11.549
8	1:00.626	+0.086	5	1:03.723	+0.284	3	1:11.168	+7.412	9	2:23.116	+1:13.455	9	2:23.116	+1:13.455
9	1:26.346	+25.806	6	1:03.832	+0.393	4	1:05.813	+1.295	10	2:34.949	+1:25.288	10	2:34.949	+1:25.288
10	2:19.826	+1:19.286	7	1:03.439		5	1:06.199	+1.681	<u>(114) Christopher S. Mosley</u>					
11	2:36.699	+1:36.159	8	1:04.703	+1.264	6	1:05.949	+2.193	1	1:18.682	+8.469			
<u>(17) Joseph A. Boruch III</u>			9	1:18.610	+15.171	7	1:05.195	+1.439	2	1:13.974	+3.761			
1	1:05.026	+4.697	10	2:19.872	+1:16.433	8	1:05.195	+1.439	3	1:10.213				
2	1:02.337	+2.008	11	2:33.499	+1:30.060	9	1:09.511	+4.993	4	1:10.382	+0.169			
3	1:01.373	+1.044	<u>(13) David Gran</u>			10	1:12.729	+8.211	5	1:10.721	+0.508			
4	1:00.775	+0.446	1	1:07.097	+4.140	11	2:00.026	+55.508	6	1:10.881	+0.668			
5	1:00.329		2	1:19.597	+16.640	1	1:18.958	+12.084	7	1:10.713	+0.500			
6	1:02.225	+1.896	3	1:04.134	+1.177	2	1:10.622	+3.748	8	1:21.758	+11.545			
7	1:04.578	+4.249	4	1:03.669	+0.712	3	1:07.407	+0.533	9	2:22.596	+1:12.383			
8	1:01.519	+1.190	5	1:03.590	+0.633	4	1:07.371	+0.497	10	2:35.089	+1:24.876			
9	1:27.763	+27.434	6	1:02.957		5	1:07.544	+0.670	<u>(81) JB Swan</u>					
10	2:22.250	+1:21.921	7	1:03.154	+0.197	6	1:07.397	+0.523	1	1:18.040	+7.880			
11	2:35.165	+1:34.836	8	1:06.275	+3.318	7	1:06.874		2	1:13.161	+3.001			
<u>(99) Bob Dowie</u>			9	1:13.424	+10.467	8	1:14.975	+8.101	3	1:10.873	+0.713			
1	1:05.738	+3.660	10	2:19.211	+1:16.254	9	1:20.616	+13.742	4	1:10.016	+0.856			
2	1:03.332	+1.254	11	2:33.520	+1:30.563	10	1:45.359	+38.485	5	1:11.016	+0.856			
3	1:02.078		<u>(14) Paul Dethier</u>			11	2:33.723	+1:26.849	6	1:13.316	+3.156			
4	1:02.458	+0.380	1	1:19.263	+16.622	<u>(46) Johannes Krauss</u>			7	1:10.928	+0.768			
5	1:02.799	+0.721	2	1:09.344	+6.703	1	1:18.958	+12.084	8	1:21.855	+11.695			
6	1:02.591	+0.513	3	1:04.907	+2.266	2	1:10.622	+3.748	9	2:22.366	+1:12.206			
7	1:03.732	+1.654	4	1:03.946	+1.305	3	1:07.407	+0.533	10	2:35.089	+1:24.929			
8	1:04.188	+2.110	5	1:02.713	+0.072	4	1:07.371	+0.497	<u>(82) Fred White</u>					
9	1:20.636	+18.558	6	1:02.684	+0.043	5	1:07.544	+0.670	1	1:15.311	+6.869			
10	2:22.806	+1:20.728	7	1:02.641		6	1:07.397	+0.523	2	1:13.886	+5.444			
11	2:35.029	+1:32.951	8	1:06.848	+4.207	7	1:06.874		3	1:11.725	+3.283			
<u>(56) Mike Frost</u>			9	1:14.504	+11.863	8	1:14.975	+8.101	4	1:11.438	+2.996			
1	1:05.685	+3.581	10	2:17.011	+1:14.370	9	1:20.616	+13.742	5	1:11.438	+2.996			
2	1:02.860	+0.756	11	2:33.168	+1:30.527	10	1:45.359	+38.485	6	1:08.442				
3	1:02.104		<u>(170) Eric Maynard</u>			11	2:33.723	+1:26.849	7	1:09.503	+1.061			
4	1:02.385	+0.281	1	1:12.363	+5.082	<u>(48) George Farrar</u>			8	1:21.365	+12.923			
5	1:03.323	+1.219	2	1:08.612	+1.331	1	1:18.154	+12.229	9	2:22.490	+1:14.048			
6	1:03.668	+1.564	3	1:07.281		2	1:11.121	+5.196	10	2:35.133	+1:26.691			
7	1:03.306	+1.202	4	1:07.496	+0.215	3	1:08.792	+2.867	<u>(82) Fred White</u>					
8	1:06.602	+4.498	5	1:07.426	+0.145	4	1:07.090	+1.165	1	1:15.311	+6.869			
9	1:19.715	+17.611	6	1:07.485	+0.204	5	1:07.103	+1.178	2	1:13.886	+5.444			
10	2:22.847	+1:20.743	7	1:08.076	+0.795	6	1:07.308	+1.383	3	1:11.725	+3.283			
11	2:34.863	+1:32.759	8	1:14.181	+6.900	7	1:05.925		4	1:11.438	+2.996			
<u>(87) Stephen Pope</u>			9	1:19.056	+11.775	8	1:15.279	+9.354	5	1:11.438	+2.996			
1	1:06.910	+3.893	10	1:52.397	+45.116	9	1:21.030	+15.105	6	1:08.442				
2	1:03.017		11	2:33.343	+1:26.062	10	1:45.195	+39.270	7	1:09.503	+1.061			
3	1:03.315	+0.298	<u>(71) Andrew Wickline</u>			11	2:34.040	+1:28.115	8	1:21.365	+12.923			
4	1:03.711	+0.694	1	1:18.571	+12.804	<u>(3) Serge Lentz</u>			9	2:22.490	+1:14.048			
5	1:04.600	+1.583	2	1:09.563	+3.796	1	1:16.367	+8.533	10	2:35.133	+1:26.691			
6	1:03.866	+0.849	3	1:07.642	+1.875	2	1:11.384	+3.550	<u>(82) Fred White</u>					
7	1:03.529	+0.512	4	1:06.209	+0.442	3	1:08.641	+0.807	1	1:15.311	+6.869			
8	1:04.632	+1.615	5	1:06.089	+0.322	4	1:07.834		2	1:13.886	+5.444			
<u>(87) Stephen Pope</u>			<u>(71) Andrew Wickline</u>			5	1:08.652	+0.818	3	1:11.725	+3.283			
1	1:06.910	+3.893	1	1:18.571	+12.804	6	1:08.134	+0.300	4	1:11.438	+2.996			
2	1:03.017		2	1:09.563	+3.796	7	1:08.248	+0.414	5	1:11.438	+2.996			
3	1:03.315	+0.298	3	1:07.642	+1.875	8	1:29.733	+21.899	6	1:08.442				
4	1:03.711	+0.694	4	1:06.209	+0.442	9	2:20.281	+1:12.447	7	1:09.503	+1.061			
5	1:04.600	+1.583	5	1:06.089	+0.322	10	2:35.825	+1:27.991	8	1:21.365	+12.923			
6	1:03.866	+0.849	<u>(47) Norman Latulippe</u>			11	2:34.040	+1:28.115	9	2:22.490	+1:14.048			
7	1:03.529	+0.512	1	1:19.808	+13.007	<u>(23) Hugh McHaffie</u>			10	2:35.089	+1:24.929			
8	1:04.632	+1.615	2	1:12.567	+5.766	1	1:22.871	+17.905	1	1:18.040	+7.880			
<u>(87) Stephen Pope</u>			3	1:07.834	+1.033	2	1:07.596	+2.630	2	1:13.161	+3.001			
1	1:06.910	+3.893	<u>(47) Norman Latulippe</u>			3	1:08.625	+5.659	3	1:10.873	+0.713			
2	1:03.017		1	1:19.808	+13.007	4	1:06.176	+1.210	4	1:10.160				
3	1:03.315	+0.298	2	1:12.567	+5.766	5	1:08.157	+3.191	5	1:11.016	+0.856			
4	1:03.711	+0.694	3	1:07.834	+1.033	6	1:06.324	+1.358	6	1:13.316	+3.156			
5	1:04.600	+1.583	<u>(90) Ryan Duke</u>			7	1:04.966		7	1:10.928	+0.768			
6	1:03.866	+0.849	1	1:17.796	+9.683	8	1:27.082	+22.116	8	1:21.855	+11.695			
7	1:03.529	+0.512	2	1:12.745	+4.632	9	2:21.988	+1:17.022	9	2:22.366	+1:12.206			
8	1:04.632	+1.615	3	1:10.727	+2.614	10	2:35.238	+1:30.272	10	2:35.089	+1:24.876			
<u>(87) Stephen Pope</u>			4	1:08.113		<u>(94) Jeff Knittel</u>			1	1:15.311	+6.869			
1	1:06.910	+3.893	5	1:08.637	+0.524	1	1:17.097	+9.084	2	1:13.886	+5.444			
2	1:03.017		<u>(90) Ryan Duke</u>			2	1:11.712	+3.699	3	1:11.725	+3.283			
3	1:03.315	+0.298	1	1:17.796	+9.683	3	1:11.181	+3.168	4	1:11.438	+2.996			
4	1:03.711	+0.694	2	1:12.745	+4.632	4	1:09.453	+1.440	5	1:11.438	+2.996			
5	1:04.600	+1.583	3	1:10.727	+2.614	5	1:08.826	+0.813	6	1:08.442				
6	1:03.866	+0.849	4	1:08.113		6	1:08.389	+0.376	7	1:09.503	+1.061			
7	1:03.529	+0.512	5	1:08.637	+0.524	7	1:08.013		8	1:21.365	+12.923			
8	1:04.632	+1.615	<u>(90) Ryan Duke</u>			8	1:28.705	+20.692	9	2:22.490	+1:14.048			
<u>(87) Stephen Pope</u>			1	1:17.796	+9.683	9	2:22.200	+1:14.187	10	2:35.133	+1:26.691			
1	1:06.910	+3.893	2	1:12.745	+4.632	10	2:35.362	+1:27.349	<u>(82) Fred White</u>					
2	1:03.017		3	1:10.727	+2.614	<u>(94) Jeff Knittel</u>			1	1:15.311	+6.869			
3	1:03.315	+0.298	4	1:08.113		1	1:17.097	+9.084	2	1:13.886	+5.444			
4	1:03.711	+0.694	5	1:08.637	+0.524	2	1							



**New England Region
NERRC Paddock Crawl Divisional
Official Race Result**



NERRC Paddock Crawl Divisional

Grp 6 - ITA,IT7,ITC,E-F-HP,GTL,BSpec

Lime Rock Classic 1.500 miles

Race 1 #17-RQ-4903-S

6/17/2017 11:05 AM

Race (18:00 or 15 Laps) started at 11:11:59

8	1:18.247	+8.543
9	2:22.717	+1:13.013
10	2:34.742	+1:25.038

(43) Wendy Cappola

1	1:19.249	+9.502
2	1:16.235	+6.488
3	1:14.099	+4.352
4	1:10.959	+1.212
5	1:12.248	+2.501
6	1:10.829	+1.082
7	1:09.747	
8	1:19.168	+9.421
9	2:22.549	+1:12.802
10	2:35.012	+1:25.265

(15) Richard Patullo

1	1:17.858	+6.673
2	1:17.281	+6.096
3	1:14.027	+2.842
4	1:11.185	
5	1:14.119	+2.934
6	1:11.903	+0.718
7	1:12.244	+1.059
8	1:18.810	+7.625
9	2:19.857	+1:08.672
10	2:33.675	+1:22.490

(68) Jorge Santos

1	1:32.485	+25.552
2	1:08.255	+1.322
3	1:11.999	+5.066
4	1:10.782	+3.849
5	1:06.933	
6	1:07.062	+0.129

(6) Laurent Fumex

1	1:18.447	+13.088
2	1:09.808	+4.449
3	1:05.359	
p4	1:39.433	+34.074

(21) Dave Patten

1	1:26.395	
p2	1:35.471	+9.076

(67) Craig McHaffie

p1	3:12.744	-3:57:42.031
----	----------	--------------

Joshua Underwood, Chief of Timing & Scoring


Orbits

Dave Faita, Chief Steward / Butch O'Connor, Chairman SOM

www.mylaps.com
Licensed to: NER, SCCA



**New England Region
NERRC Paddock Crawl Divisional
Official Race Result**



NERRC Paddock Crawl Divisional

Sorted on Best Lap time

Grp 6 - ITA,IT7,ITC,E-F-HP,GTL,BSpec

Lime Rock Classic 1.500 miles

Race 1 #17-RQ-4903-S

6/17/2017 11:05 AM

Race (18:00 or 15 Laps) started at 11:11:59

Pos	No.	Name	Class	Best Tm	Diff	Best Speed	In Lap	Make-Model	Sponsor
B-Spec									
1	114	Christopher S. Mosley	B-Spec	1:10.213		76.909	3	Honda Fit/Copper	
EP									
1	17	Joseph A. Boruch III	EP	1:00.329		89.509	5	Honda S2000/Yello	JAB Racing
2	56	Mike Frost	EP	1:02.104	1.775	86.951	3	BMW 328i/Green	Vermont Eco Floor
3	25	Bud Jantz-Sell	EP	1:04.518	4.189	83.698	7	Datsun 240Z/oranç	Better Wheels
4	79	R J Ford	EP	1:07.185	6.856	80.375	5	Mercury Capri/whit	Litchfield Filling Sta
5	0	Alex Hollenbeck	EP	1:09.704	9.375	77.470	7	Datsun 280Z/Red	
6	81	JB Swan	EP	1:10.160	9.831	76.967	4	Mazda RX-7/blue	R&S Redco
FP									
1	91	Peter A.J. Tonelli	FP	1:00.540		89.197	5	Mazda Miata/Yellow	Driven Performance
2	14	Paul Dethier	FP	1:02.641	2.101	86.206	7	Mazda Miata/Blue	
3	6	Laurent Fumex	FP	1:05.359	4.819	82.621	3	MG B/Blue	laurane medical
4	21	Dave Patten	FP	1:26.395	25.855	62.504	1	Datsun 510/White/	FutoFab LLC
GTL									
1	99	Bob Dowie	GTL	1:02.078		86.987	3	Nissan 200SX/Yello	Village Auto Works
2	18	George Farrar	GTL	1:05.925	3.847	81.911	7	Mazda miata/blue	HOT racing
3	68	Jorge Santos	GTL	1:06.933	4.855	80.678	5	Nissan sentra/yello	
HP									
1	46	Johannes Krauss	HP	1:06.874		80.749	7	Volkswagen Scirocc	Hansa Rennen
2	94	Jeff Knittel	HP	1:08.013	1.139	79.397	7	MG Midget/Blue	Chittenango Auto F
3	82	Fred White	HP	1:08.442	1.568	78.899	6	Honda CRX/Red/W	Hoosier
IT7									
1	47	Norman Latulippe	IT7	1:06.801		80.837	4	Mazda RX-7/Red/Si	Latulippe Brothers
2	3	Serge Lentz	IT7	1:07.834	1.033	79.606	4	Mazda RX7/Bl/yl/re	Belgo-Am Racing
3	37	Raul Feliciano	IT7	1:09.661	2.860	77.518	6	Mazda RX-7/Blue	Wankel Works and
4	15	Richard Patullo	IT7	1:11.185	4.384	75.859	4	Mazda RX7/Ice blu	
ITA									
1	13	David Gran	ITA	1:02.957		85.773	6	Mazda Miata/Black	Kessler Engineering
2	87	Stephen Pope	ITA	1:03.017	0.060	85.691	2	Mazda Miata/Red/E	Pope Design Group
3	168	Brian Reilly	ITA	1:03.439	0.482	85.121	7	Mazda Miata	
4	170	Eric Maynard	ITA	1:07.281	4.324	80.260	3	Plymouth Laser/rec	Stick it to'em Grapl

Announcements

New Track Record (1:10.213) for B-Spec by Christopher S. Mosley.
Time Prov 1128 Time Final 1158
Early checker due to on-track incident

Joshua Underwood, Chief of Timing & Scoring

Orbits

Dave Faita, Chief Steward / Butch O'Connor, Chairman SOM

Joshua Underwood

www.mylaps.com
 Licensed to: NER, SCCA



**New England Region
NERRC Paddock Crawl Divisional
Official Race Result**



NERRC Paddock Crawl Divisional

Sorted on Best Lap time

Grp 6 - ITA,IT7,ITC,E-F-HP,GTL,BSpec

Lime Rock Classic 1.500 miles

Race 1 #17-RQ-4903-S

6/17/2017 11:05 AM

Race (18:00 or 15 Laps) started at 11:11:59

Pos	No.	Name	Class	Best Tm	Diff	Best Speed	In Lap	Make-Model	Sponsor
STL									
1	117	Peter Tonelli II	STL	1:03.756		84.698	7	Mazda Miata/Red/E	Westboro Toyota
2	23	Hugh McHaffie	STL	1:04.966	1.210	83.120	7	Mazda MX-5/Red a	Flatout Motorsport
3	71	Andrew Wickline	STL	1:05.767	2.011	82.108	6	Mazda Miata/Red	Rosmar
4	90	Ryan Duke	STL	1:08.113	4.357	79.280	4	Mazda Miata/Blue/l	
5	43	Wendy Cappola	STL	1:09.747	5.991	77.423	7	Mazda 1994 Miata/	She Racing Flatou
6	67	Craig McHaffie	STL			-	0	Mazda MX5/red	Flatout Motorsport

Announcements

New Track Record (1:10.213) for B-Spec by Christopher S. Mosley.

Time Prov 1128 Time Final 1158

Early checker due to on-track incident

Joshua Underwood, Chief of Timing & Scoring


Orbits

Dave Faita, Chief Steward / Butch O'Connor, Chairman SOM

www.mylaps.com
Licensed to: NER, SCCA



**New England Region
NERRC Paddock Crawl Divisional
Official Race Result**



NERRC Paddock Crawl Divisional

Sorted on Laps

Grp 7 - FA-B-C-E-M,CFC,P1-2,ASR,FS

Lime Rock Classic 1.500 miles

Race 1 #17-RQ-4903-S

6/17/2017 11:30 AM

Race (18:00 or 15 Laps) started at 11:38:06

Pos	No.	Name	Class	Laps	Diff	Total Tm	Best Tm	Make-Model	Sponsor
1	17	Kevin Boeckle	FA	15		13:22.166	51.720	Rault R240-41	calasanz
2	42	Joseph Rodomista	P1	15	18.640	13:40.806	53.698	Ligier JS49/WI	
3	48	Alex Tollefsen	FC	15	30.058	13:52.224	54.240	Van Diemen R	Tollefsen Racing
4	3	Gary Hutchinson	P2	14	1 Lap	13:33.411	56.711	Radical SR3 R!	Accurate Air Technolog
5	#08	William Crowley	P1	14	1 Lap	13:34.352	54.238	Ligier JS 49/w	Joseph Rodomista Raci
6	4	Michael Gould	FC	14	1 Lap	13:39.547	57.578	Van Diemen R	Gould VanDiemen Ford

Announcements

Time Prov 1152 Time Final 1222

Margin of Victory	Avg. Speed	Best Lap Tm	Best Speed	Best Lap by
18.640	100.977	51.720	104.408	17 - Kevin Boeckle

Joshua Underwood, Chief of Timing & Scoring


Orbits

Dave Faita, Chief Steward / Butch O'Connor, Chairman SOM

www.mylaps.com
Licensed to: NER, SCCA



**New England Region
NERRC Paddock Crawl Divisional
Official Race Result**



NERRC Paddock Crawl Divisional

Sorted on Laps

Grp 7 - FA-B-C-E-M,CFC,P1-2,ASR,FS

Lime Rock Classic 1.500 miles

Race 1 #17-RQ-4903-S

6/17/2017 11:30 AM

Race (18:00 or 15 Laps) started at 11:38:06

Pos	No.	Name	Class	Laps	Diff	Total Tm	Best Tm	Make-Model	Sponsor
FA									
1	17	Kevin Boeckle	FA	15		13:22.166	51.720	Rault R240-41	calasanz
FC									
1	48	Alex Tollefsen	FC	15		13:52.224	54.240	Van Diemen R	Tollefsen Racing
2	4	Michael Gould	FC	14	1 Lap	13:39.547	57.578	Van Diemen R	Gould VanDiemen Ford
P1									
1	42	Joseph Rodomista	P1	15		13:40.806	53.698	Ligier JS49/WI	
2	#08	William Crowley	P1	14	1 Lap	13:34.352	54.238	Ligier JS 49/w	Joseph Rodomista Raci
P2									
1	3	Gary Hutchinson	P2	14		13:33.411	56.711	Radical SR3 R!	Accurate Air Technolog

Announcements

Time Prov 1152 Time Final 1222

Margin of Victory	Avg. Speed	Best Lap Tm	Best Speed	Best Lap by
18.640	100.977	51.720	104.408	17 - Kevin Boeckle

Joshua Underwood, Chief of Timing & Scoring

Orbits

Dave Faita, Chief Steward / Butch O'Connor, Chairman SOM

www.mylaps.com
Licensed to: NER, SCCA

NERRC Paddock Crawl Divisional

Lapchart


Grp 7 - FA-B-C-E-M,CFC,P1-2,ASR,FS

Lime Rock Classic 1.500 miles

Race 1 #17-RQ-4903-S

6/17/2017 11:30 AM

Race (18:00 or 15 Laps) started at 11:38:06




Competitors

Laps

	0	1	2	3	4	5	6	7	8	9	10	11	12	13	14	15
Alex Tollefsen (48)	1	48	17	42	17	17	17	17	17	17	17	17	17	17	17	17
Kevin Boeckle (17)	2	17	42	17	42	42	42	42	42	42	42	42	42	42	42	42
Joseph Rodomista (42)	3	42	48	48	48	48	48	48	48	48	48	48	48	48	48	48
Michael Gould (4)	4	4	4	3	3	3	3	3	3	3	3	3	3	3	3	3
Gary Hutchinson (3)	5	3	3	4	4	4	4	4	4	4	4	4	4	#08	#08	
William Crowley (#08)	6	#08	#08	#08	#08	#08	#08	#08	#08	#08	#08	#08	#08	#08	4	4



New England Region
 NERRC Paddock Crawl Divisional
 Official Race Result



NERRC Paddock Crawl Divisional

Grp 7 - FA-B-C-E-M,CFC,P1-2,ASR,FS

Lime Rock Classic 1.500 miles

Race 1 #17-RQ-4903-S

6/17/2017 11:30 AM

Race (18:00 or 15 Laps) started at 11:38:06

(17) Kevin Boeckle	10	57.875	+1.164
1	11	57.936	+1.225
2	12	58.256	+1.545
3	13	59.287	+2.576
4	14	57.731	+1.020
5			
6	(#08) William Crowley		
7	1	1:05.649	+11.411
8	2	55.490	+1.252
9	3	55.024	+0.786
10	4	54.723	+0.485
11	5	55.567	+1.329
12	6	54.828	+0.590
13	7	54.677	+0.439
14	8	54.238	
15	9	54.834	+0.596
	10	54.789	+0.551
	11	55.704	+1.466
(42) Joseph Rodomista	12	55.008	+0.770
1	13	55.440	+1.202
2	14	54.956	+0.718
3			
4	(4) Michael Gould		
5	1	1:02.498	+4.920
6	2	58.980	+1.402
7	3	59.082	+1.504
8	4	58.240	+0.662
9	5	57.829	+0.251
10	6	57.775	+0.197
11	7	57.641	+0.063
12	8	58.155	+0.577
13	9	58.142	+0.564
14	10	57.578	
15	11	57.601	+0.023
	12	58.906	+1.328
(48) Alex Tollefsen	13	58.751	+1.173
1	14	58.013	+0.435
2			
3			
4			
5			
6			
7			
8			
9			
10			
11			
12			
13			
14			
15			
(3) Gary Hutchinson			
1			
2			
3			
4			
5			
6			
7			
8			
9			

Joshua Underwood, Chief of Timing & Scoring

Dave Faita, Chief Steward / Butch O'Connor, Chairman SOM

Orbits

Joshua Underwood

www.mylaps.com
 Licensed to: NER, SCCA



**New England Region
NERRC Paddock Crawl Divisional
Official Race Result**



NERRC Paddock Crawl Divisional

Sorted on Best Lap time

Grp 7 - FA-B-C-E-M,CFC,P1-2,ASR,FS

Lime Rock Classic 1.500 miles

Race 1 #17-RQ-4903-S

6/17/2017 11:30 AM

Race (18:00 or 15 Laps) started at 11:38:06

Pos	No.	Name	Class	Best Tm	Diff	Best Speed	In Lap	Make-Model	Sponsor
FA									
1	17	Kevin Boeckle	FA	51.720		104.408	13	Rault R240-41/whil	calasanz
FC									
1	48	Alex Tollefsen	FC	54.240		99.558	11	Van Diemen RF99/i	Tollefsen Racing
2	4	Michael Gould	FC	57.578	3.338	93.786	10	Van Diemen RF94 (Gould VanDiemen I
P1									
1	42	Joseph Rodomista	P1	53.698		100.562	14	Ligier JS49/White/t	
2	#08	William Crowley	P1	54.238	0.540	99.561	8	Ligier JS 49/white	Joseph Rodomista
P2									
1	3	Gary Hutchinson	P2	56.711		95.220	7	Radical SR3 RS/Cai	Accurate Air Techni

Announcements

Time Prov 1152 Time Final 1222

Joshua Underwood, Chief of Timing & Scoring

Orbits

Dave Faita, Chief Steward / Butch O'Connor, Chairman SOM

www.mylaps.com
Licensed to: NER, SCCA



**New England Region
NERRC Paddock Crawl Divisional
Official Race Result**



NERRC Paddock Crawl Divisional

Sorted on Laps

Grp 8 - SSM,SM2,STU

Lime Rock Classic 1.500 miles

Race 1 #17-RQ-4903-S

6/17/2017 11:55 AM

Race (18:00 or 15 Laps) started at 12:00:11

Pos	No.	Name	Class	Laps	Diff	Total Tm	Best Tm	Make-Model	Sponsor
1	6	Michael Mineo-Nardacci	SM2	15		15:45.111	1:02.284	Mazda Miata/t	MMN Racing
2	70	Jimmy Locke	SM2	15	8.732	15:53.843	1:02.557	Mazda Miata/r	NorthEast Earth Mecha
3	52	Donald W Duman	SM2	15	11.221	15:56.332	1:02.779	Mazda Miata/F	Kessler Engineering-So
4	#08	Robert Karl Jr.	SM2	15	12.128	15:57.239	1:02.898	Mazda Miata/y	BK Motorsports
5	26	Stuart Hawkins	SM2	15	16.118	16:01.229	1:02.994	Mazda Miata/t	Special Olympics CT/ A
6	68	Brian Reilly	SM2	15	16.291	16:01.402	1:03.146	Mazda Miata	
7	84	Darren Berger	SM2	15	16.618	16:01.729	1:03.144	Mazda Miata/F	
8	20	Robert Karl	SM2	15	35.170	16:20.281	1:04.182	Mazda Miata/v	BK Motorsports
9	14	Keith Knickerbocker	SM2	15	41.437	16:26.548	1:04.823	Mazda Miata/t	Knickerbocker by Desig
10	24	Katie Day	SM2	15	55.117	16:40.228	1:05.348	Mazda Miata/E	DayDesign
11	#02	Pratt Tanner	SM2	15	1:00.669	16:45.780	1:06.101	Mazda Miata/v	Thanks Dad Racing
12	3	K. Paul Capel	SM2	14	1 Lap	15:50.634	1:05.974	Mazda Miata/t	P & D Chassis ltd
13	81	Nick Gregory	SSM	14	1 Lap	16:05.631	1:06.216	Mazda Miata/r	Central Diligence Group
14	#00	Kurt Schmid	SM2	14	1 Lap	16:07.206	1:06.965	Mazda Miata/E	
15	18	Taimour Afshar	SSM	14	1 Lap	16:23.840	1:08.838	Mazda Miata/E	Afchron Clocks
16	33	Rebecca Harvey	SM2	14	1 Lap	16:24.767	1:08.728	Mazda Miata/E	Road Rebels

Announcements

Time Prov 1217 Time Final 1247

Margin of Victory	Avg. Speed	Best Lap Tm	Best Speed	Best Lap by
8.732	85.704	1:02.284	86.700	6 - Michael Mineo-Nardacci

Joshua Underwood, Chief of Timing & Scoring

Orbits

Dave Faita, Chief Steward / Butch O'Connor, Chairman SOM

www.mylaps.com
Licensed to: NER, SCCA



**New England Region
NERRC Paddock Crawl Divisional
Official Race Result**



NERRC Paddock Crawl Divisional

Sorted on Laps

Grp 8 - SSM,SM2,STU

Lime Rock Classic 1.500 miles

Race 1 #17-RQ-4903-S

6/17/2017 11:55 AM

Race (18:00 or 15 Laps) started at 12:00:11

Pos	No.	Name	Class	Laps	Diff	Total Tm	Best Tm	Make-Model	Sponsor
SM2									
1	6	Michael Mineo-Nardacci	SM2	15		15:45.111	1:02.284	Mazda Miata/t	MMN Racing
2	70	Jimmy Locke	SM2	15	8.732	15:53.843	1:02.557	Mazda Miata/r	NorthEast Earth Mecha
3	52	Donald W Duman	SM2	15	11.221	15:56.332	1:02.779	Mazda Miata/F	Kessler Engineering-So
4	#08	Robert Karl Jr.	SM2	15	12.128	15:57.239	1:02.898	Mazda Miata/y	BK Motorsports
5	26	Stuart Hawkins	SM2	15	16.118	16:01.229	1:02.994	Mazda Miata/t	Special Olympics CT/ A
6	68	Brian Reilly	SM2	15	16.291	16:01.402	1:03.146	Mazda Miata	
7	84	Darren Berger	SM2	15	16.618	16:01.729	1:03.144	Mazda Miata/F	
8	20	Robert Karl	SM2	15	35.170	16:20.281	1:04.182	Mazda Miata/v	BK Motorsports
9	14	Keith Knickerbocker	SM2	15	41.437	16:26.548	1:04.823	Mazda Miata/t	Knickerbocker by Desig
10	24	Katie Day	SM2	15	55.117	16:40.228	1:05.348	Mazda Miata/E	DayDesign
11	#02	Pratt Tanner	SM2	15	1:00.669	16:45.780	1:06.101	Mazda Miata/v	Thanks Dad Racing
12	3	K. Paul Capel	SM2	14	1 Lap	15:50.634	1:05.974	Mazda Miata/t	P & D Chassis ltd
13	#00	Kurt Schmid	SM2	14	1 Lap	16:07.206	1:06.965	Mazda Miata/E	
14	33	Rebecca Harvey	SM2	14	1 Lap	16:24.767	1:08.728	Mazda Miata/E	Road Rebels
SSM									
1	81	Nick Gregory	SSM	14		16:05.631	1:06.216	Mazda Miata/r	Central Diligence Group
2	18	Taimour Afshar	SSM	14	18.209	16:23.840	1:08.838	Mazda Miata/E	Afchron Clocks

Announcements

Time Prov 1217 Time Final 1247

Margin of Victory	Avg. Speed	Best Lap Tm	Best Speed	Best Lap by
8.732	85.704	1:02.284	86.700	6 - Michael Mineo-Nardacci

Joshua Underwood, Chief of Timing & Scoring

Orbits

Dave Faita, Chief Steward / Butch O'Connor, Chairman SOM

www.mylaps.com
Licensed to: NER, SCCA

NERRC Paddock Crawl Divisional

Lapchart


Grp 8 - SSM,SM2,STU

Lime Rock Classic 1.500 miles

Race 1 #17-RQ-4903-S

6/17/2017 11:55 AM

Race (18:00 or 15 Laps) started at 12:00:11



Competitors	Laps															
	0	1	2	3	4	5	6	7	8	9	10	11	12	13	14	15
Michael Mineo-Nardacci (6)	1	6	6	6	6	6	6	6	6	6	6	6	6	6	6	6
Stuart Hawkins (26)	2	26	#08	#08	#08	#08	#08	#08	#08	70	70	70	70	70	70	70
Robert Karl Jr. (#08)	3	#08	26	26	70	70	70	70	#08	#08	#08	#08	#08	#08	52	52
Donald W Duman (52)	4	52	70	70	26	52	52	52	52	52	52	52	52	52	#08	#08
Brian Reilly (68)	5	68	52	52	52	26	26	26	26	26	26	26	26	26	26	26
Darren Berger (84)	6	84	68	68	68	68	68	68	68	68	68	68	68	68	68	68
Robert Karl (20)	7	20	84	84	84	84	84	84	84	84	84	84	84	84	84	84
Pratt Tanner (#02)	8	#02	20	20	20	20	20	20	20	20	20	20	20	20	20	20
Katie Day (24)	9	24	#02	#02	#02	14	14	14	14	14	14	14	14	14	14	14
Jimmy Locke (70)	10	70	24	14	14	#02	#02	#02	#02	#02	#02	#02	#02	24	24	24
Nick Gregory (81)	11	81	14	24	24	24	24	24	24	24	24	24	#02	#02	#02	#02
Rebecca Harvey (33)	12	33	81	3	3	3	3	3	3	3	3	3	81	81	3	3
Keith Knickerbocker (14)	13	14	3	81	81	81	81	81	81	81	81	81	3	3	#00	81
K. Paul Capel (3)	14	3	33	#00	#00	#00	#00	#00	#00	#00	#00	#00	#00	#00	81	#00
Kurt Schmid (#00)	15	#00	#00	33	33	33	33	33	33	33	18	18	18	18	18	18
Taimour Afshar (18)	16	18	18	18	18	18	18	18	18	18	33	33	33	33	33	33



New England Region
NERRC Paddock Crawl Divisional
Official Race Result



NERRC Paddock Crawl Divisional

Grp 8 - SSM,SM2,STU

Lime Rock Classic 1.500 miles

Race 1 #17-RQ-4903-S

6/17/2017 11:55 AM

Race (18:00 or 15 Laps) started at 12:00:11

(6) Michael Mineo-Nardacci	10 1:03.217 +0.319	4 1:05.222 +1.040	15 1:06.897 +0.796	12 1:10.320 +1.482
1 1:04.340 +2.056	11 1:05.173 +2.275	5 1:04.656 +0.474		13 1:10.292 +1.454
2 1:02.284	12 1:03.283 +0.385	6 1:04.941 +0.759	(3) K. Paul Capel	14 1:09.702 +0.864
3 1:02.474 +0.190	13 1:03.205 +0.307	7 1:04.598 +0.416	1 1:10.116 +4.142	(33) Rebecca Harvey
4 1:02.831 +0.547	14 1:06.219 +3.321	8 1:04.795 +0.613	2 1:07.512 +1.538	1 1:13.052 +4.324
5 1:02.734 +0.450	15 1:03.900 +1.002	9 1:04.182	3 1:07.658 +1.684	2 1:08.728
6 1:03.028 +0.744	(26) Stuart Hawkins	10 1:04.384 +0.202	4 1:06.864 +0.890	3 1:09.181 +0.453
7 1:02.906 +0.622	1 1:07.160 +4.166	11 1:04.447 +0.265	5 1:07.119 +1.145	4 1:10.002 +1.274
8 1:02.780 +0.496	2 1:03.650 +0.656	12 1:04.479 +0.297	6 1:06.612 +0.638	5 1:09.859 +1.131
9 1:02.505 +0.221	3 1:04.106 +1.112	13 1:05.049 +0.867	7 1:07.718 +1.744	6 1:09.962 +1.234
10 1:04.862 +2.578	4 1:04.441 +1.447	14 1:08.046 +3.864	8 1:07.471 +1.497	7 1:09.226 +0.498
11 1:02.700 +0.416	5 1:02.994	15 1:05.736 +1.554	9 1:07.616 +1.642	8 1:09.180 +0.452
12 1:02.328 +0.044	6 1:03.613 +0.619	(14) Keith Knickerbocker	10 1:07.248 +1.274	9 1:10.845 +2.117
13 1:02.733 +0.449	7 1:03.942 +0.948	1 1:09.576 +4.753	11 1:09.196 +3.222	10 1:10.833 +2.105
14 1:03.039 +0.755	8 1:03.544 +0.550	2 1:04.973 +0.150	12 1:05.974	11 1:12.209 +3.481
15 1:03.567 +1.283	9 1:03.823 +0.829	3 1:06.287 +1.464	13 1:08.069 +2.095	12 1:09.540 +0.812
(70) Jimmy Locke	10 1:03.338 +0.344	4 1:05.493 +0.670	14 1:08.879 +2.905	13 1:10.042 +1.314
1 1:06.175 +3.618	11 1:03.932 +0.938	5 1:05.865 +1.042	(81) Nick Gregory	14 1:09.883 +1.155
2 1:03.280 +0.723	12 1:04.949 +1.955	6 1:05.325 +0.502	1 1:10.389 +4.173	
3 1:02.925 +0.368	13 1:03.673 +0.679	7 1:05.485 +0.662	2 1:08.293 +2.077	
4 1:03.004 +0.447	14 1:04.017 +1.023	8 1:05.147 +0.324	3 1:07.601 +1.385	
5 1:03.030 +0.473	15 1:03.731 +0.737	9 1:04.823	4 1:07.358 +1.142	
6 1:02.557	(68) Brian Reilly	10 1:05.050 +0.227	5 1:06.416 +0.200	
7 1:02.570 +0.013	1 1:07.629 +4.483	11 1:05.039 +0.216	6 1:06.788 +0.572	
8 1:03.723 +1.166	2 1:03.957 +0.811	12 1:05.149 +0.326	7 1:07.534 +1.318	
9 1:02.874 +0.317	3 1:03.385 +0.239	13 1:05.490 +0.667	8 1:07.720 +1.504	
10 1:02.789 +0.232	4 1:04.664 +1.518	14 1:05.344 +0.521	9 1:07.332 +1.116	
11 1:04.408 +1.851	5 1:03.268 +0.122	15 1:05.253 +0.430	10 1:07.210 +0.994	
12 1:03.502 +0.945	6 1:03.582 +0.436	(24) Katie Day	11 1:08.446 +2.230	
13 1:03.114 +0.557	7 1:03.146	1 1:10.054 +4.706	12 1:06.216	
14 1:04.342 +1.785	8 1:03.865 +0.719	2 1:08.337 +2.989	13 1:24.453 +18.237	
15 1:03.841 +1.284	9 1:03.670 +0.524	3 1:07.075 +1.727	14 1:07.813 +1.597	
(52) Donald W Duman	10 1:03.299 +0.153	4 1:06.966 +1.618	(#00) Kurt Schmid	
1 1:07.353 +4.574	11 1:04.031 +0.885	5 1:06.375 +1.027	1 1:12.664 +5.699	
2 1:03.706 +0.927	12 1:05.776 +2.630	6 1:06.210 +0.862	2 1:06.965	
3 1:03.729 +0.950	13 1:03.438 +0.292	7 1:06.306 +0.958	3 1:07.330 +0.365	
4 1:03.142 +0.363	14 1:03.243 +0.097	8 1:06.287 +0.939	4 1:07.720 +0.755	
5 1:02.927 +0.148	15 1:03.799 +0.653	9 1:05.829 +0.481	5 1:07.863 +0.898	
6 1:02.930 +0.151	(84) Darren Berger	10 1:06.310 +0.962	6 1:08.595 +1.630	
7 1:03.195 +0.416	1 1:07.763 +4.619	11 1:06.465 +1.117	7 1:08.486 +1.521	
8 1:02.953 +0.174	2 1:03.950 +0.806	12 1:05.458 +0.110	8 1:08.127 +1.162	
9 1:02.779	3 1:03.632 +0.488	13 1:05.348	9 1:09.131 +2.166	
10 1:03.098 +0.319	4 1:04.343 +1.199	14 1:05.650 +0.302	10 1:07.709 +0.744	
11 1:05.407 +2.628	5 1:03.352 +0.208	15 1:05.883 +0.535	11 1:07.915 +0.950	
12 1:03.111 +0.332	6 1:03.393 +0.249	(#02) Pratt Tanner	12 1:08.536 +1.571	
13 1:03.393 +0.614	7 1:03.247 +0.103	1 1:08.792 +2.691	13 1:12.207 +5.242	
14 1:04.537 +1.758	8 1:03.678 +0.534	2 1:06.262 +0.161	14 1:11.344 +4.379	
15 1:03.540 +0.761	9 1:03.820 +0.676	3 1:06.312 +0.211	(18) Taimour Afshar	
(#08) Robert Karl Jr.	10 1:03.144	4 1:07.223 +1.122	1 1:13.293 +4.455	
1 1:04.861 +1.963	11 1:04.014 +0.870	5 1:07.009 +0.908	2 1:09.400 +0.562	
2 1:03.657 +0.759	12 1:05.591 +2.447	6 1:07.580 +1.479	3 1:08.838	
3 1:02.975 +0.077	13 1:03.609 +0.465	7 1:07.207 +1.106	4 1:10.074 +1.236	
4 1:03.365 +0.467	14 1:03.236 +0.092	8 1:06.101	5 1:09.148 +0.310	
5 1:03.415 +0.517	15 1:03.723 +0.579	9 1:06.484 +0.383	6 1:09.716 +0.878	
6 1:02.994 +0.096	(20) Robert Karl	10 1:06.678 +0.577	7 1:08.961 +0.123	
7 1:03.025 +0.127	1 1:08.505 +4.323	11 1:06.544 +0.443	8 1:08.971 +0.133	
8 1:04.718 +1.820	2 1:05.057 +0.875	12 1:07.133 +1.032	9 1:10.125 +1.287	
9 1:02.898	3 1:04.811 +0.629	13 1:06.612 +0.511	10 1:10.430 +1.592	
		14 1:07.346 +1.245	11 1:11.325 +2.487	

Joshua Underwood, Chief of Timing & Scoring

Orbits


Dave Faita, Chief Steward / Butch O'Connor, Chairman SOM

Joshua Underwood

www.mylaps.com
Licensed to: NER, SCCA



**New England Region
NERRC Paddock Crawl Divisional
Official Race Result**



NERRC Paddock Crawl Divisional

Sorted on Best Lap time

Grp 8 - SSM,SM2,STU

Lime Rock Classic 1.500 miles

Race 1 #17-RQ-4903-S

6/17/2017 11:55 AM

Race (18:00 or 15 Laps) started at 12:00:11

Pos	No.	Name	Class	Best Tm	Diff	Best Speed	In Lap	Make-Model	Sponsor
SM2									
1	6	Michael Mineo-Nardacci	SM2	1:02.284		86.700	2	Mazda Miata/black	MMN Racing
2	70	Jimmy Locke	SM2	1:02.557	0.273	86.321	6	Mazda Miata/rusty	NorthEast Earth Me
3	52	Donald W Duman	SM2	1:02.779	0.495	86.016	9	Mazda Miata/Red	Kessler Engineering
4	#08	Robert Karl Jr.	SM2	1:02.898	0.614	85.853	9	Mazda Miata/Yellow	BK Motorsports
5	26	Stuart Hawkins	SM2	1:02.994	0.710	85.722	5	Mazda Miata/black	Special Olympics C
6	84	Darren Berger	SM2	1:03.144	0.860	85.519	10	Mazda Miata/Red	
7	68	Brian Reilly	SM2	1:03.146	0.862	85.516	7	Mazda Miata	
8	20	Robert Karl	SM2	1:04.182	1.898	84.136	9	Mazda Miata/White	BK Motorsports
9	14	Keith Knickerbocker	SM2	1:04.823	2.539	83.304	9	Mazda Miata/black	Knickerbocker by D
10	24	Katie Day	SM2	1:05.348	3.064	82.635	13	Mazda Miata/Black,	DayDesign
11	3	K. Paul Capel	SM2	1:05.974	3.690	81.850	12	Mazda Miata/blue/)	P & D Chassis ltd
12	#02	Pratt Tanner	SM2	1:06.101	3.817	81.693	8	Mazda Miata/white,	Thanks Dad Racing
13	#00	Kurt Schmid	SM2	1:06.965	4.681	80.639	2	Mazda Miata/Blue.f	
14	33	Rebecca Harvey	SM2	1:08.728	6.444	78.571	2	Mazda Miata/Blue	Road Rebels
SSM									
1	81	Nick Gregory	SSM	1:06.216		81.551	12	Mazda Miata/red/w	Central Diligence G
2	18	Taimour Afshar	SSM	1:08.838	2.622	78.445	3	Mazda Miata/Blue/	Afchron Clocks

Announcements

Time Prov 1217 Time Final 1247

Joshua Underwood, Chief of Timing & Scoring


Orbits

Dave Faita, Chief Steward / Butch O'Connor, Chairman SOM

www.mylaps.com
Licensed to: NER, SCCA



**New England Region
NERRC Paddock Crawl Divisional
Official Contingency Result**



NERRC Paddock Crawl Divisional

Sorted on Laps

Grp 1 - SRF,SPU,SRF3,EVSR

Lime Rock Classic 1.500 miles

Race 2 #17-RQ-4903-S

6/17/2017 01:00 PM

Race (18:00 or 15 Laps) started at 13:38:06

Pos	No.	Name	Class	Laps	Diff	Total Tm	Best Tm	Make-Model	Sponsor
1	22	Lee McNeish	SRF3	15		14:41.469	57.973	SCCA SRF 3/R	
2	35	Richard Wiehl	SRF3	15	5.258	14:46.727	58.196	SCCA Enterpri:	CITGO
3	12	Steve Introne	SRF3	15	5.336	14:46.805	58.630	SCCA Enterpri:	IntroneCom.com Black
4	36	Kevin Treffeisen	SRF3	15	17.115	14:58.584	58.382	Ford SRF3/Gre	A. Treffeisen & Sons L
5	10	Doug Garrison	SRF3	15	17.365	14:58.834	58.935	SCCA Enterpri:	Garrison Motorsports
6	20	Steve Owens	SRF3	15	21.338	15:02.807	59.208	SCCA SRF/Yell	Finish Line Product De
7	72	Federico Burgos	SRF3	15	22.545	15:04.014	59.385	SCCA ENTERP	BOGUS ENTERPRISES
8	8	Jonathan Emms	SRF3	15	22.831	15:04.300	59.138	SCCA Enterpri:	Clockwork Orange Raci
9	97	Jeffrey Swann	SRF3	15	22.932	15:04.401	59.223	SCCA Enterpri:	powered by Mobility
10	42	John Bertolini	SRF3	15	23.556	15:05.025	59.249	SCCA Enterpri:	
11	98	J P DeVillars	SRF3	15	30.329	15:11.798	58.685	SCCA Enterpri:	BlueWave Racing
12	27	Steven Nelson	SRF	15	43.349	15:24.818	1:00.730	SCCA Enterpri:	My Three Sons Racing
13	66	John Steinmetz	SRF	15	45.706	15:27.175	1:00.489	Ford SRF2/wh	
14	26	Chris Brassard	SRF	15	47.717	15:29.186	1:00.626	Ford Spec Rac	Ten Eyck Group Insura
15	94	Mike Feno	SRF3	15	48.390	15:29.859	1:00.512	Spec Racer Fo	Euro-Tire
16	29	Josh Treffeisen	SRF3	15	49.225	15:30.694	1:00.575	Ford Spec Rac	A .Treffeisen & Sons LL
17	73	Bob Devol	SRF3	15	49.866	15:31.335	1:00.682	Spec Racer Fo	Bob Devol Communicat
18	17	Don Kahn	SRF	15	50.364	15:31.833	1:00.560	SCCA Enterpri:	
19	#04	Mark Peyser	SRF	15	59.824	15:41.293	1:01.348	Spec Racer Fo	Schick
20	#03	Gary Vizioli	SRF	15	59.849	15:41.318	1:01.081	SCCA Enterpri:	Professional Auto Verr
21	4	Scott James	SRF	15	1:01.118	15:42.587	1:01.726	SCCA Enterpri:	Chicane Racing/Motion
22	13	Carl Warren	SRF	14	1 Lap	14:45.073	1:01.414	Spec Racer Fo	KML Racing
23	85	Chris Andrews	SRF	14	1 Lap	14:45.580	1:01.414	SCCA Enterpri:	
24	69	Mark Saviet	SRF	14	1 Lap	14:46.008	1:01.502	Spec Racer Fo	DADDYLUBE - 'Service
25	37	Abhi Ghatak	SRF	14	1 Lap	14:46.720	1:01.799	SCCA Enterpri:	Motion Dynamics
26	31	Leslie Kurz	SRF	14	1 Lap	15:34.246	1:04.954	Spec Racer Fo	

Not classified

DNS 55 Andrew Bairley SRF DNS SCCA Enterpri:

Announcements

Time Prov 1355 Time Final 1425

Margin of Victory	Avg. Speed	Best Lap Tm	Best Speed	Best Lap by
5.258	91.892	57.973	93.147	22 - Lee McNeish

Joshua Underwood, Chief of Timing & Scoring


Orbits

Dave Faita, Chief Steward / Butch O'Connor, Chairman SOM

www.mylaps.com
Licensed to: NER, SCCA



**New England Region
NERRC Paddock Crawl Divisional
Official Contingency Result**



NERRC Paddock Crawl Divisional

Sorted on Laps

Grp 1 - SRF,SPU,SRF3,EVSR

Lime Rock Classic 1.500 miles

Race 2 #17-RQ-4903-S

6/17/2017 01:00 PM

Race (18:00 or 15 Laps) started at 13:38:06

Pos	No.	Name	Class	Laps	Diff	Total Tm	Best Tm	Make-Model	Sponsor
SRF									
1	27	Steven Nelson	SRF	15		15:24.818	1:00.730	SCCA Enterpri:	My Three Sons Racing
2	66	John Steinmetz	SRF	15	2.357	15:27.175	1:00.489	Ford SRF2/wh	
3	26	Chris Brassard	SRF	15	4.368	15:29.186	1:00.626	Ford Spec Rac	Ten Eyck Group Insura
4	17	Don Kahn	SRF	15	7.015	15:31.833	1:00.560	SCCA Enterpri:	
5	#04	Mark Peyser	SRF	15	16.475	15:41.293	1:01.348	Spec Racer Fo	Schick
6	#03	Gary Vizioli	SRF	15	16.500	15:41.318	1:01.081	SCCA Enterpri:	Professional Auto Verr
7	4	Scott James	SRF	15	17.769	15:42.587	1:01.726	SCCA Enterpri:	Chicane Racing/Motion
8	13	Carl Warren	SRF	14	1 Lap	14:45.073	1:01.414	Spec Racer Fo	KML Racing
9	85	Chris Andrews	SRF	14	1 Lap	14:45.580	1:01.414	SCCA Enterpri:	
10	69	Mark Saviet	SRF	14	1 Lap	14:46.008	1:01.502	Spec Racer Fo	DADDYLUBE - 'Service
11	37	Abhi Ghatak	SRF	14	1 Lap	14:46.720	1:01.799	SCCA Enterpri:	Motion Dynamics
12	31	Leslie Kurz	SRF	14	1 Lap	15:34.246	1:04.954	Spec Racer Fo	

Not classified

DNS	55	Andrew Bairley	SRF		DNS			SCCA Enterpri:	
-----	----	----------------	-----	--	-----	--	--	----------------	--

SRF3

1	22	Lee McNeish	SRF3	15		14:41.469	57.973	SCCA SRF 3/R	
2	35	Richard Wiehl	SRF3	15	5.258	14:46.727	58.196	SCCA Enterpri:	CITGO
3	12	Steve Introne	SRF3	15	5.336	14:46.805	58.630	SCCA Enterpri:	IntroneCom.com Black
4	36	Kevin Treffeisen	SRF3	15	17.115	14:58.584	58.382	Ford SRF3/Gre	A. Treffeisen & Sons L
5	10	Doug Garrison	SRF3	15	17.365	14:58.834	58.935	SCCA Enterpri:	Garrison Motorsports
6	20	Steve Owens	SRF3	15	21.338	15:02.807	59.208	SCCA SRF/Yell	Finish Line Product Dev
7	72	Federico Burgos	SRF3	15	22.545	15:04.014	59.385	SCCA ENTERP	BOGUS ENTERPRISES
8	8	Jonathan Emms	SRF3	15	22.831	15:04.300	59.138	SCCA Enterpri:	Clockwork Orange Raci
9	97	Jeffrey Swann	SRF3	15	22.932	15:04.401	59.223	SCCA Enterpri:	powered by Mobility
10	42	John Bertolini	SRF3	15	23.556	15:05.025	59.249	SCCA Enterpri:	
11	98	J P DeVillars	SRF3	15	30.329	15:11.798	58.685	SCCA Enterpri:	BlueWave Racing
12	94	Mike Feno	SRF3	15	48.390	15:29.859	1:00.512	Spec Racer Fo	Euro-Tire
13	29	Josh Treffeisen	SRF3	15	49.225	15:30.694	1:00.575	Ford Spec Rac	A .Treffeisen & Sons LL
14	73	Bob Devol	SRF3	15	49.866	15:31.335	1:00.682	Spec Racer Fo	Bob Devol Communical

Announcements

Time Prov 1355 Time Final 1425

Margin of Victory	Avg. Speed	Best Lap Tm	Best Speed	Best Lap by
5.258	91.892	57.973	93.147	22 - Lee McNeish

Joshua Underwood, Chief of Timing & Scoring

Orbits

Dave Faita, Chief Steward / Butch O'Connor, Chairman SOM

www.mylaps.com
Licensed to: NER, SCCA

NERRC Paddock Crawl Divisional

Lapchart

Grp 1 - SRF,SPU,SRF3,EVSR

Lime Rock Classic 1.500 miles

Race 2 #17-RQ-4903-S

6/17/2017 01:00 PM

Race (18:00 or 15 Laps) started at 13:38:06



Competitors	Laps															
	0	1	2	3	4	5	6	7	8	9	10	11	12	13	14	15
Lee McNeish (22)	1	22	22	22	22	22	22	22	22	22	22	22	22	22	22	22
Steve Introne (12)	2	12	12	12	36	12	12	12	12	12	12	12	12	35	35	35
Richard Wiehl (35)	3	35	36	36	12	36	35	35	35	35	35	35	35	12	12	12
Kevin Treffeisen (36)	4	36	35	35	35	35	72	72	72	72	10	10	10	10	36	36
Steve Owens (20)	5	20	72	72	72	72	20	20	10	10	72	72	36	36	36	10
Federico Burgos (72)	6	72	20	10	10	10	10	10	20	20	20	36	72	72	72	20
Doug Garrison (10)	7	10	10	20	20	20	8	8	36	36	36	20	20	98	20	72
John Bertolini (42)	8	42	42	8	8	8	36	98	98	98	98	98	98	20	8	8
J P DeVillars (98)	9	98	8	98	98	98	98	36	8	8	8	8	8	8	97	97
Jonathan Emms (8)	10	8	98	42	42	42	42	42	42	42	42	42	97	97	42	42
Chris Brassard (26)	11	26	97	97	97	97	97	97	97	97	97	97	42	42	98	98
Don Kahn (17)	12	17	17	17	17	17	17	17	17	17	17	17	17	17	27	27
Steven Nelson (27)	13	27	26	66	66	66	66	66	66	66	66	66	66	66	66	66
Jeffrey Swann (97)	14	97	27	26	26	29	29	29	29	29	27	27	27	27	94	26
John Steinmetz (66)	15	66	66	27	29	27	27	27	27	27	29	29	26	26	26	94
Bob Devol (73)	16	73	29	29	27	26	26	26	26	26	26	29	94	29	29	29
Josh Treffeisen (29)	17	29	73	73	73	73	73	73	73	73	94	94	29	73	73	73
Chris Andrews (85)	18	85	4	#04	#04	#04	#04	#04	94	94	94	73	73	73	17	17
Scott James (4)	19	4	#04	94	94	94	94	94	#04	#04	#04	#04	#04	#04	#04	#04
Mike Feno (94)	20	94	94	4	4	4	4	4	4	4	4	4	#03	#03	#03	#03
Abhi Ghatak (37)	21	37	85	37	37	37	37	37	37	#03	#03	#03	4	4	4	4
Gary Vizioli (#03)	22	#03	37	85	85	85	85	#03	#03	#03	37	37	37	13	13	13
Mark Peyser (#04)	23	#04	69	69	69	69	#03	85	85	85	85	13	13	85	85	85
Leslie Kurz (31)	24	31	#03	#03	#03	#03	69	69	69	13	13	85	85	69	69	69
Mark Saviet (69)	25	69	13	13	13	13	13	13	69	69	69	69	69	37	37	37
Carl Warren (13)	26	13	31	31	31	31	31	31	31	31	31	31	31	31	31	31
-	27															



New England Region
NERRC Paddock Crawl Divisional
Official Contingency Result



NERRC Paddock Crawl Divisional

Grp 1 - SRF,SPU,SRF3,EVSR

Lime Rock Classic 1.500 miles

Race 2 #17-RQ-4903-S

6/17/2017 01:00 PM

Race (18:00 or 15 Laps) started at 13:38:06

(22) Lee McNeish	10	58.827	+0.445	4	59.542	+0.404	15	59.945	+1.260	9	1:00.512		
1	1:00.532	+2.559		5	1:02.491	+3.353				10	1:01.910	+1.398	
2	58.625	+0.652		6	59.587	+0.449	(27) Steven Nelson	1	1:05.806	+5.076	11	1:01.394	+0.882
3	58.326	+0.353		7	1:00.964	+1.826	2	1:01.615	+0.885	12	1:00.551	+0.039	
4	58.262	+0.289		8	59.922	+0.784	3	1:01.531	+0.801	13	1:03.831	+3.319	
5	58.117	+0.144		9	59.286	+0.148	4	1:01.094	+0.364	14	1:00.541	+0.029	
6	58.340	+0.367		10	59.385	+0.247	5	1:00.948	+0.218	15	1:02.379	+1.867	
7	57.973		(10) Doug Garrison	11	1:00.260	+1.122	6	1:01.221	+0.491	(29) Josh Treffeisen	1	1:05.870	+5.295
8	58.184	+0.211	1	1:02.380	+3.445	12	59.138		2	1:01.557	+0.982		
9	59.679	+1.706	2	59.394	+0.459	13	59.611	+0.473	3	1:01.209	+0.634		
10	58.758	+0.785	3	1:00.925	+1.990	14	59.624	+0.486	4	1:00.575			
11	58.445	+0.472	4	59.774	+0.839	15	59.967	+0.829	5	1:00.985	+0.410		
12	58.840	+0.867	5	1:02.705	+3.770	(97) Jeffrey Swann	1	1:04.176	+4.953	6	1:01.000	+0.425	
13	58.581	+0.608	6	59.022	+0.087	1	1:04.176	+4.953	7	1:00.861	+0.131		
14	59.632	+1.659	7	59.232	+0.297	2	1:00.450	+1.227	8	1:01.065	+0.335		
15	59.175	+1.202	8	59.195	+0.260	3	1:00.326	+1.103	9	1:01.705	+0.975		
(35) Richard Wiehl	9	59.349	+0.414	10	59.176	+0.241	4	59.967	+0.744	10	1:00.912	+0.182	
1	1:01.824	+3.628	11	59.393	+0.458	11	1:01.108	+1.885	11	1:00.730			
2	59.312	+1.116	12	58.935		12	59.803	+0.580	12	1:01.095	+0.365		
3	58.196		13	59.184	+0.249	13	1:00.057	+0.834	13	1:01.537	+0.807		
4	58.710	+0.514	14	1:00.030	+1.095	14	59.813	+0.590	14	1:01.274	+0.544		
5	58.750	+0.554	15	59.213	+0.278	15	59.643	+0.420	15	1:01.709	+0.979		
6	58.920	+0.724	(20) Steve Owens	1	1:02.522	+3.314	6	59.803	+0.580	(66) John Steinmetz	1	1:05.723	+5.234
7	58.807	+0.611	1	1:02.522	+3.314	7	1:00.057	+0.834	2	1:00.994	+0.505		
8	58.864	+0.668	2	1:00.501	+1.293	8	59.813	+0.590	3	1:01.140	+0.651		
9	59.384	+1.188	3	1:00.507	+1.299	9	59.643	+0.420	4	1:00.887	+0.398		
10	59.092	+0.896	4	59.642	+0.434	10	59.223		5	1:01.105	+0.616		
11	58.719	+0.523	5	1:00.879	+1.671	11	59.839	+0.616	6	1:00.731	+0.242		
12	58.858	+0.662	6	59.805	+0.597	12	59.394	+0.171	7	1:00.489			
13	59.404	+1.208	7	59.856	+0.648	13	59.427	+0.204	8	1:00.836	+0.347		
14	58.704	+0.508	8	1:00.242	+1.034	14	59.492	+0.269	9	1:00.872	+0.383		
15	58.934	+0.738	9	59.944	+0.736	15	59.948	+0.725	10	1:00.697	+0.208		
(12) Steve Introne	10	59.504	+0.296	(42) John Bertolini	1	1:03.476	+4.227	11	1:00.508	+0.019	11	1:00.508	+0.019
1	1:00.572	+1.942	11	59.572	+0.364	2	1:00.836	+1.587	12	1:00.624	+0.135		
2	58.716	+0.086	12	1:00.119	+0.911	3	1:00.049	+0.800	13	1:09.276	+8.787		
3	58.922	+0.292	13	59.766	+0.558	4	59.403	+0.154	14	1:00.710	+0.221		
4	58.831	+0.201	14	59.208		5	1:02.153	+2.904	15	1:00.694	+0.205		
5	58.940	+0.310	15	1:00.075	+0.867	6	59.926	+0.677	(26) Chris Brassard	1	1:05.224	+4.598	
6	58.796	+0.166	(72) Federico Burgos	1	1:02.242	+2.857	7	1:00.355	+1.106	2	1:01.855	+1.229	
7	58.757	+0.127	1	1:02.242	+2.857	8	59.911	+0.662	3	1:01.850	+1.224		
8	58.739	+0.109	2	59.522	+0.137	9	59.607	+0.358	4	1:02.175	+1.549		
9	59.448	+0.818	3	1:00.448	+1.063	10	59.284	+0.035	5	1:01.092	+0.466		
10	59.334	+0.704	4	1:00.164	+0.779	11	1:00.823	+1.574	6	1:01.398	+0.772		
11	59.181	+0.551	5	59.825	+0.440	12	59.249		7	1:01.015	+0.389		
12	59.162	+0.532	6	59.542	+0.157	13	59.653	+0.404	8	1:01.304	+0.678		
13	59.774	+1.144	7	1:00.941	+1.556	14	59.261	+0.012	9	1:00.961	+0.335		
14	58.889	+0.259	8	59.956	+0.571	15	59.870	+0.621	10	1:01.175	+0.549		
15	58.630		9	59.845	+0.460	(98) J P DeVillars	1	1:03.476	+4.791	11	1:02.385	+1.759	
(36) Kevin Treffeisen	10	59.636	+0.251	10	59.369	+0.684	2	59.873	+1.188	12	1:00.994	+0.368	
1	1:00.736	+2.354	11	1:00.270	+0.885	3	1:00.393	+1.708	13	1:04.579	+3.953		
2	58.584	+0.202	12	59.385		4	59.434	+0.749	14	1:00.626			
3	58.664	+0.282	13	59.892	+0.507	5	1:02.297	+3.612	15	1:00.882	+0.256		
4	59.262	+0.880	14	1:00.052	+0.667	6	59.517	+0.832	(94) Mike Feno	1	1:07.117	+6.605	
5	1:09.168	+10.786	15	1:01.403	+2.018	7	1:00.576	+1.891	2	1:02.229	+1.717		
6	59.699	+1.317	(8) Jonathan Emms	1	1:03.264	+4.126	8	58.685		3	1:00.951	+0.439	
7	59.983	+1.601	1	1:03.264	+4.126	9	59.376	+0.691	4	1:01.445	+0.933		
8	58.608	+0.226	2	59.607	+0.469	10	59.376	+0.691	5	1:01.399	+0.887		
9	59.598	+1.216	3	1:00.246	+1.108	11	59.476	+0.791	6	1:01.337	+0.825		
						12	59.012	+0.327	7	1:01.109	+0.597		
						13	1:09.358	+10.673	8	1:00.895	+0.383		
						14	59.703	+1.018					

Joshua Underwood, Chief of Timing & Scoring

Orbits

Dave Faita, Chief Steward / Butch O'Connor, Chairman SOM

Joshua Underwood

www.mylaps.com
 Licensed to: NER, SCCA



New England Region
NERRC Paddock Crawl Divisional
Official Contingency Result



NERRC Paddock Crawl Divisional

Grp 1 - SRF,SPU,SRF3,EVSR

Lime Rock Classic 1.500 miles

Race 2 #17-RQ-4903-S

6/17/2017 01:00 PM

Race (18:00 or 15 Laps) started at 13:38:06

3	1:01.648	+0.300	14	1:02.455	+1.041	12	1:05.732	+0.778
4	1:01.425	+0.077				13	1:05.613	+0.659
5	1:01.348		(85) Chris Andrews			14	1:07.639	+2.685
6	1:01.567	+0.219	1	1:08.274	+6.860			
7	1:01.641	+0.293	2	1:04.375	+2.961			
8	1:02.009	+0.661	3	1:02.495	+1.081			
9	1:02.921	+1.573	4	1:02.585	+1.171			
10	1:02.817	+1.469	5	1:02.719	+1.305			
11	1:02.472	+1.124	6	1:03.082	+1.668			
12	1:02.368	+1.020	7	1:02.619	+1.205			
13	1:04.005	+2.657	8	1:02.350	+0.936			
14	1:03.952	+2.604	9	1:03.880	+2.466			
15	1:02.383	+1.035	10	1:02.754	+1.340			
			11	1:01.414				
(#03) Gary Vizioli			12	1:02.518	+1.104			
1	1:09.484	+8.403	13	1:02.057	+0.643			
2	1:03.270	+2.189	14	1:02.257	+0.843			
3	1:02.526	+1.445						
4	1:02.741	+1.660	(69) Mark Saviet					
5	1:02.101	+1.020	1	1:07.806	+6.304			
6	1:02.160	+1.079	2	1:03.662	+2.160			
7	1:02.911	+1.830	3	1:02.563	+1.061			
8	1:02.229	+1.148	4	1:02.881	+1.379			
9	1:01.562	+0.481	5	1:03.472	+1.970			
10	1:01.098	+0.017	6	1:02.337	+0.835			
11	1:01.081		7	1:02.745	+1.243			
12	1:02.247	+1.166	8	1:03.024	+1.522			
13	1:01.771	+0.690	9	1:02.847	+1.345			
14	1:01.176	+0.095	10	1:02.619	+1.117			
15	1:02.314	+1.233	11	1:01.502				
			12	1:02.744	+1.242			
(4) Scott James			13	1:02.337	+0.835			
1	1:06.707	+4.981	14	1:01.849	+0.347			
2	1:03.243	+1.517						
3	1:02.087	+0.361	(37) Abhi Ghatak					
4	1:01.998	+0.272	1	1:08.202	+6.403			
5	1:02.153	+0.427	2	1:03.797	+1.998			
6	1:02.157	+0.431	3	1:02.356	+0.557			
7	1:02.456	+0.730	4	1:02.670	+0.871			
8	1:02.910	+1.184	5	1:02.502	+0.703			
9	1:02.673	+0.947	6	1:02.641	+0.842			
10	1:02.490	+0.764	7	1:02.894	+1.095			
11	1:02.433	+0.707	8	1:02.307	+0.508			
12	1:02.540	+0.814	9	1:02.674	+0.875			
13	1:02.828	+1.102	10	1:02.119	+0.320			
14	1:01.936	+0.210	11	1:02.752	+0.953			
15	1:01.726		12	1:05.209	+3.410			
			13	1:01.799				
(13) Carl Warren			14	1:02.168	+0.369			
1	1:08.240	+6.826						
2	1:03.278	+1.864	(31) Leslie Kurz					
3	1:02.936	+1.522	1	1:09.866	+4.912			
4	1:02.672	+1.258	2	1:04.954				
5	1:03.043	+1.629	3	1:05.329	+0.375			
6	1:02.361	+0.947	4	1:05.929	+0.975			
7	1:02.421	+1.007	5	1:05.834	+0.880			
8	1:01.875	+0.461	6	1:05.654	+0.700			
9	1:03.546	+2.132	7	1:05.756	+0.802			
10	1:01.660	+0.246	8	1:07.712	+2.758			
11	1:01.414		9	1:05.412	+0.458			
12	1:02.851	+1.437	10	1:09.435	+4.481			
13	1:02.014	+0.600	11	1:05.836	+0.882			

Joshua Underwood, Chief of Timing & Scoring

Orbits

Dave Faita, Chief Steward / Butch O'Connor, Chairman SOM

Joshua Underwood

www.mylaps.com
Licensed to: NER, SCCA



**New England Region
NERRC Paddock Crawl Divisional
Official Contingency Result**



NERRC Paddock Crawl Divisional

Sorted on Best Lap time

Grp 1 - SRF,SPU,SRF3,EVSR

Lime Rock Classic 1.500 miles

Race 2 #17-RQ-4903-S

6/17/2017 01:00 PM

Race (18:00 or 15 Laps) started at 13:38:06

Pos	No.	Name	Class	Best Tm	Diff	Best Speed	In Lap	Make-Model	Sponsor
SRF									
1	66	John Steinmetz	SRF	1:00.489		89.272	7	Ford SRF2/white/bl	
2	17	Don Kahn	SRF	1:00.560	0.071	89.168	11	SCCA Enterprises S	
3	26	Chris Brassard	SRF	1:00.626	0.137	89.071	14	Ford Spec Racer/R	Ten Eyck Group In
4	27	Steven Nelson	SRF	1:00.730	0.241	88.918	11	SCCA Enterprises S	My Three Sons Rac
5	#03	Gary Vizioli	SRF	1:01.081	0.592	88.407	11	SCCA Enterprise SF	Professional Auto
6	#04	Mark Peyser	SRF	1:01.348	0.859	88.022	5	Spec Racer Ford/bl	Schick
7	13	Carl Warren	SRF	1:01.414	0.925	87.928	11	Spec Racer Ford/ze	KML Racing
8	85	Chris Andrews	SRF	1:01.414	0.925	87.928	11	SCCA Enterprises S	
9	69	Mark Saviet	SRF	1:01.502	1.013	87.802	11	Spec Racer Ford/bl	DADDYLUBE - 'Ser
10	4	Scott James	SRF	1:01.726	1.237	87.483	15	SCCA Enterprises S	Chicane Racing/Mo
11	37	Abhi Ghatak	SRF	1:01.799	1.310	87.380	13	SCCA Enterprises S	Motion Dynamics
12	31	Leslie Kurz	SRF	1:04.954	4.465	83.136	2	Spec Racer Ford/pi	

Not classified

DNS	55	Andrew Bairley	SRF			-	0	SCCA Enterprises S	
-----	----	----------------	-----	--	--	---	---	--------------------	--

SRF3

1	22	Lee McNeish	SRF3	57.973		93.147	7	SCCA SRF 3/Red	
2	35	Richard Wiehl	SRF3	58.196	0.223	92.790	3	SCCA Enterprises S	CITGO
3	36	Kevin Treffeisen	SRF3	58.382	0.409	92.494	12	Ford SRF3/Green	A. Treffeisen & Son
4	12	Steve Introne	SRF3	58.630	0.657	92.103	15	SCCA Enterprises S	IntroneCom.com E
5	98	J P DeVillars	SRF3	58.685	0.712	92.017	8	SCCA Enterprises S	BlueWave Racing
6	10	Doug Garrison	SRF3	58.935	0.962	91.626	12	SCCA Enterprises S	Garrison Motorspor
7	8	Jonathan Emms	SRF3	59.138	1.165	91.312	12	SCCA Enterprises S	Clockwork Orange
8	20	Steve Owens	SRF3	59.208	1.235	91.204	14	SCCA SRF/Yellow/E	Finish Line Product
9	97	Jeffrey Swann	SRF3	59.223	1.250	91.181	10	SCCA Enterprises S	powered by Mobile
10	42	John Bertolini	SRF3	59.249	1.276	91.141	12	SCCA Enterprises S	
11	72	Federico Burgos	SRF3	59.385	1.412	90.932	12	SCCA ENTERPRISE	BOGUS ENTERPRI
12	94	Mike Feno	SRF3	1:00.512	2.539	89.238	9	Spec Racer Ford SF	Euro-Tire
13	29	Josh Treffeisen	SRF3	1:00.575	2.602	89.146	4	Ford Spec Racer Fc	A. Treffeisen & Son
14	73	Bob Devol	SRF3	1:00.682	2.709	88.988	9	Spec Racer Ford/bl	Bob Devol Commu

Announcements

Time Prov 1355 Time Final 1425

Joshua Underwood, Chief of Timing & Scoring

Orbits

Dave Faita, Chief Steward / Butch O'Connor, Chairman SOM

Joshua Underwood

www.mylaps.com

Licensed to: NER, SCCA



**New England Region
NERRC Paddock Crawl Divisional
Official Contingency Result**



NERRC Paddock Crawl Divisional

Sorted on Laps

Grp 2 - SM,SM5,SMT,T3

Lime Rock Classic 1.500 miles

Race 2 #17-RQ-4903-S

6/17/2017 01:25 PM

Race (18:00 or 15 Laps) started at 14:02:37

Pos	No.	Name	Class	Laps	Diff	Total Tm	Best Tm	Make-Model	Sponsor
1	118	Jonathan Goring	SM	15		15:47.933	1:01.694	Mazda Miata/γ	Jonathan Goring Motor
2	50	Ralle Rookey	SM	15	1.407	15:49.340	1:01.839	Mazda Miata/F	Rossini Racing Product
3	18	Evan Karl	SM	15	4.449	15:52.382	1:02.079	Mazda Miata/v	BK Motorsports
4	70	Jimmy Locke	SM	15	4.570	15:52.503	1:01.730	Mazda Miata/r	NorthEast Earth Mecha
5	23	Peter Ludwig	SM	15	6.989	15:54.922	1:02.049	Mazda MIATA/	AUTOWORKS UNLIMIT
6	80	Richard Astacio	SM	15	9.592	15:57.525	1:02.661	Mazda Spec M	Astacio Plumbing
7	11	Richard Bennett	SM	15	14.507	16:02.440	1:03.029	Mazda Miata/F	
8	8	Linda Lemelin	SM	15	41.494	16:29.427	1:04.922	Mazda Miata/c	Mazda
9	15	Doug Fisher	SM	15	52.672	16:40.605	1:05.196	Mazda Miata/E	Father Daughter Racing
10	42	Kurt Uzbay	SM	14	1 Lap	16:00.528	1:05.761	Mazda Spec M	Stifel Nicolaus & Co.
11	#02	Pratt Tanner	SM	14	1 Lap	16:00.578	1:06.004	Mazda Miata/v	Thanks Dad Racing
12	92	Cody Connelly	SM	14	1 Lap	16:03.767	1:06.329	Mazda Miata/E	Village auto works
13	#00	Kurt Schmid	SM	14	1 Lap	16:04.606	1:07.423	Mazda Miata/E	
14	76	Alfred Candito	SM	14	1 Lap	16:08.891	1:06.803	Mazda Miata/v	
15	90	Ryan Duke	SM	14	1 Lap	16:22.332	1:08.237	Mazda Miata/E	
16	33	Rebecca Harvey	SM	14	1 Lap	16:35.527	1:08.820	Mazda Miata/E	Road Rebels
17	43	Wendy Cappola	SM	14	1 Lap	16:45.318	1:08.930	Mazda 1994 M	She Racing Flatout Mc
18	95	Roni Dersovitz	SM	11	4 Laps	13:29.667	1:05.442	Mazda Miata/F	SAC Racing

Announcements

Time Prov 1420 Time Final 1450

Margin of Victory	Avg. Speed	Best Lap Tm	Best Speed	Best Lap by
1.407	85.449	1:01.694	87.529	118 - Jonathan Goring

Joshua Underwood, Chief of Timing & Scoring

Orbits

Dave Faita, Chief Steward / Butch O'Connor, Chairman SOM

www.mylaps.com
Licensed to: NER, SCCA

NERRC Paddock Crawl Divisional

Lapchart


Grp 2 - SM,SM5,SMT,T3

Lime Rock Classic 1.500 miles

Race 2 #17-RQ-4903-S

6/17/2017 01:25 PM

Race (18:00 or 15 Laps) started at 14:02:37




Competitors

Laps

	0	1	2	3	4	5	6	7	8	9	10	11	12	13	14	15
Jonathan Goring (118)	1	118	118	118	118	118	118	118	118	118	118	118	118	118	118	118
Evan Karl (18)	2	18	23	23	23	23	23	23	50	50	50	50	50	50	50	50
Ralle Rookey (50)	3	50	18	18	18	18	50	50	50	23	23	23	23	18	18	18
Peter Ludwig (23)	4	23	50	50	50	50	18	18	18	18	18	18	18	70	70	70
Richard Astacio (80)	5	80	70	70	70	70	70	70	70	70	70	70	70	23	23	23
Jimmy Locke (70)	6	70	80	80	80	80	80	80	80	80	80	80	80	80	80	80
Richard Bennett (11)	7	11	11	11	11	11	11	11	11	11	11	11	11	11	11	11
Linda Lemelin (8)	8	8	8	8	8	8	8	8	8	8	8	8	8	8	8	8
Roni Dersovitz (95)	9	95	15	15	15	15	15	15	15	15	15	15	15	15	15	15
Doug Fisher (15)	10	15	95	95	95	95	95	95	95	95	95	42	42	42	42	42
Kurt Uzbay (42)	11	42	42	42	42	42	42	42	42	42	42	#02	92	92	#02	#02
Pratt Tanner (#02)	12	#02	#02	#02	#02	#02	#02	#02	#02	#02	#02	92	#02	#02	#02	92
Rebecca Harvey (33)	13	33	#00	#00	#00	#00	#00	#00	92	92	92	#00	#00	#00	#00	#00
Kurt Schmid (#00)	14	#00	76	76	76	76	76	92	92	#00	#00	#00	76	76	76	76
Alfred Candito (76)	15	76	33	92	92	92	92	76	76	76	76	90	90	90	90	90
Ryan Duke (90)	16	90	90	33	90	90	90	90	90	90	90	33	33	33	33	33
Cody Connelly (92)	17	92	92	90	33	33	33	33	33	33	33	33	43	43	43	43
Wendy Cappola (43)	18	43	43	43	43	43	43	43	43	43	43	43	95			



New England Region
NERRC Paddock Crawl Divisional
 Official Contingency Result



NERRC Paddock Crawl Divisional

Grp 2 - SM,SM5,SMT,T3

Lime Rock Classic 1.500 miles

Race 2 #17-RQ-4903-S

6/17/2017 01:25 PM

Race (18:00 or 15 Laps) started at 14:02:37

<u>(118) Jonathan Goring</u>			10	1:02.316	+0.586	4	1:06.012	+1.090	<u>(92) Cody Connelly</u>		14	1:08.237		
1	1:03.253	+1.559	11	1:02.635	+0.905	5	1:05.704	+0.782	1	1:12.239	+5.910	<u>(33) Rebecca Harvey</u>		
2	1:01.821	+0.127	12	1:04.018	+2.288	6	1:05.836	+0.914	2	1:07.740	+1.411	1	1:11.905	+3.085
3	1:01.694		13	1:11.660	+9.930	7	1:05.332	+0.410	3	1:07.891	+1.562	2	1:09.024	+0.204
4	1:01.771	+0.077	14	1:04.259	+2.529	8	1:05.432	+0.510	4	1:07.349	+1.020	3	1:16.725	+7.905
5	1:01.915	+0.221	15	1:02.315	+0.585	9	1:05.315	+0.393	5	1:06.905	+0.576	4	1:11.525	+2.705
6	1:01.992	+0.298	<u>(23) Peter Ludwig</u>			10	1:04.922		6	1:06.903	+0.574	5	1:09.444	+0.624
7	1:02.008	+0.314	1	1:03.482	+1.433	11	1:05.058	+0.136	7	1:08.508	+2.179	6	1:09.185	+0.365
8	1:03.614	+1.920	2	1:02.375	+0.326	12	1:06.454	+1.532	8	1:06.329		7	1:12.153	+3.333
9	1:02.552	+0.858	3	1:02.199	+0.150	13	1:08.337	+3.415	9	1:06.673	+0.344	8	1:09.897	+1.077
10	1:02.134	+0.440	4	1:02.172	+0.123	14	1:05.936	+1.014	10	1:06.672	+0.343	9	1:09.988	+1.168
11	1:02.517	+0.823	5	1:02.049		15	1:05.528	+0.606	11	1:07.220	+0.891	10	1:08.820	
12	1:02.649	+0.955	6	1:02.142	+0.093	<u>(15) Doug Fisher</u>			13	1:08.630	+2.301	11	1:11.253	+2.433
13	1:15.013	+13.319	7	1:02.282	+0.233	1	1:08.089	+2.893	14	1:09.708	+3.379	12	1:13.123	+4.303
14	1:02.490	+0.796	8	1:04.315	+2.266	2	1:05.592	+0.396	<u>(#00) Kurt Schmid</u>			13	1:11.051	+2.231
15	1:02.510	+0.816	9	1:02.990	+0.941	3	1:05.196		1	1:09.847	+2.424	14	1:09.555	+0.735
<u>(50) Ralle Rookey</u>			10	1:02.398	+0.349	4	1:05.414	+0.218	2	1:07.869	+0.446	<u>(43) Wendy Cappola</u>		
1	1:04.282	+2.443	11	1:02.945	+0.896	5	1:05.771	+0.575	3	1:08.362	+0.939	1	1:14.272	+5.342
2	1:02.106	+0.267	12	1:04.400	+2.351	6	1:05.962	+0.766	4	1:07.664	+0.241	2	1:11.644	+2.714
3	1:02.311	+0.472	13	1:12.208	+10.159	7	1:05.496	+0.300	5	1:07.423		3	1:10.563	+1.633
4	1:02.155	+0.316	14	1:05.198	+3.149	8	1:06.977	+1.781	6	1:08.073	+0.650	4	1:11.883	+2.953
5	1:01.839		15	1:03.574	+1.525	9	1:06.033	+0.837	7	1:08.728	+1.305	5	1:09.400	+0.470
6	1:01.987	+0.148	<u>(80) Richard Astacio</u>			10	1:05.935	+0.739	8	1:08.662	+1.239	6	1:08.930	
7	1:02.190	+0.351	1	1:06.075	+3.414	11	1:06.143	+0.947	9	1:07.837	+0.414	7	1:14.866	+5.936
8	1:02.735	+0.896	2	1:02.965	+0.304	12	1:06.614	+1.418	10	1:07.666	+0.243	8	1:12.475	+3.545
9	1:02.843	+1.004	3	1:03.683	+1.022	13	1:10.105	+4.909	11	1:08.589	+1.166	9	1:10.596	+1.666
10	1:02.540	+0.701	4	1:02.794	+0.133	14	1:08.770	+3.574	12	1:14.138	+6.715	10	1:10.213	+1.283
11	1:02.288	+0.449	5	1:02.705	+0.044	15	1:07.092	+1.896	13	1:09.506	+2.083	11	1:10.763	+1.833
12	1:03.052	+1.213	6	1:02.757	+0.096	<u>(42) Kurt Uzbay</u>			14	1:08.069	+0.646	12	1:16.203	+7.273
13	1:13.608	+11.769	7	1:02.661		1	1:09.114	+3.353	<u>(76) Alfred Candito</u>			13	1:10.967	+2.037
14	1:02.622	+0.783	8	1:02.816	+0.155	2	1:06.325	+0.564	1	1:11.340	+4.537	14	1:09.398	+0.468
15	1:02.614	+0.775	9	1:03.605	+0.944	3	1:06.460	+0.699	2	1:07.963	+1.160	<u>(95) Roni Dersovitz</u>		
<u>(18) Evan Karl</u>			10	1:03.384	+0.723	4	1:06.912	+1.151	3	1:08.707	+1.904	1	1:08.435	+2.993
1	1:04.212	+2.133	11	1:02.979	+0.318	5	1:06.673	+0.912	4	1:07.441	+0.638	2	1:06.208	+0.766
2	1:02.149	+0.070	12	1:03.332	+0.671	6	1:06.832	+1.071	5	1:06.803		3	1:05.809	+0.367
3	1:02.285	+0.206	13	1:08.595	+5.934	7	1:06.765	+1.004	6	1:08.513	+1.710	4	1:06.750	+1.308
4	1:02.162	+0.083	14	1:05.262	+2.601	8	1:06.290	+0.529	7	1:08.447	+1.644	5	1:06.379	+0.937
5	1:02.358	+0.279	15	1:03.530	+0.869	9	1:06.190	+0.429	8	1:07.937	+1.134	6	1:06.005	+0.563
6	1:02.079		<u>(11) Richard Bennett</u>			10	1:05.761		9	1:08.023	+1.220	7	1:06.490	+1.048
7	1:02.566	+0.487	1	1:06.930	+3.901	11	1:06.420	+0.659	10	1:08.111	+1.308	8	1:06.293	+0.851
8	1:03.397	+1.318	2	1:03.177	+0.148	12	1:29.705	+23.944	11	1:09.378	+2.575	9	1:05.442	
9	1:03.300	+1.221	3	1:03.250	+0.221	13	1:08.381	+2.620	12	1:14.956	+8.153	10	1:06.906	+1.464
10	1:02.652	+0.573	4	1:03.441	+0.412	14	1:07.148	+1.387	13	1:10.319	+3.516	p11	2:23.630	+1:18.188
11	1:02.438	+0.359	5	1:03.066	+0.037	<u>(#02) Pratt Tanner</u>			14	1:08.739	+1.936			
12	1:04.385	+2.306	6	1:03.029		1	1:09.615	+3.611	<u>(90) Ryan Duke</u>					
13	1:11.360	+9.281	7	1:03.266	+0.237	2	1:06.595	+0.591	1	1:12.329	+4.092			
14	1:04.251	+2.172	8	1:03.386	+0.357	3	1:06.172	+0.168	2	1:09.922	+1.685			
15	1:02.667	+0.588	9	1:03.868	+0.839	4	1:07.055	+1.051	3	1:10.647	+2.410			
<u>(70) Jimmy Locke</u>			10	1:04.808	+1.779	5	1:06.563	+0.559	4	1:09.797	+1.560			
1	1:05.217	+3.487	11	1:03.680	+0.651	6	1:06.732	+0.728	5	1:09.475	+1.238			
2	1:01.812	+0.082	12	1:03.515	+0.486	7	1:06.951	+0.947	6	1:09.839	+1.602			
3	1:01.730		13	1:05.145	+2.116	8	1:06.793	+0.789	7	1:10.850	+2.613			
4	1:02.037	+0.307	14	1:04.782	+1.753	9	1:06.004		8	1:11.482	+3.245			
5	1:02.392	+0.662	15	1:06.118	+3.089	10	1:06.083	+0.079	9	1:09.425	+1.188			
6	1:01.989	+0.259	<u>(8) Linda Lemelin</u>			12	1:28.962	+22.958	10	1:08.801	+0.564			
7	1:02.470	+0.740	1	1:07.425	+2.503	13	1:08.582	+2.578	11	1:10.032	+1.795			
8	1:03.699	+1.969	2	1:05.124	+0.202	14	1:06.183	+0.179	12	1:10.853	+2.616			
9	1:03.353	+1.623	3	1:05.889	+0.967				13	1:08.282	+0.045			

Joshua Underwood, Chief of Timing & Scoring

Orbits

Dave Faita, Chief Steward / Butch O'Connor, Chairman SOM

Joshua Underwood

www.mylaps.com
 Licensed to: NER, SCCA



**New England Region
NERRC Paddock Crawl Divisional
Official Contingency Result**



NERRC Paddock Crawl Divisional

Sorted on Best Lap time

Grp 2 - SM,SM5,SMT,T3

Lime Rock Classic 1.500 miles

Race 2 #17-RQ-4903-S

6/17/2017 01:25 PM

Race (18:00 or 15 Laps) started at 14:02:37

Pos	No.	Name	Class	Best Tm	Diff	Best Speed	In Lap	Make-Model	Sponsor
SM									
1	118	Jonathan Goring	SM	1:01.694		87.529	3	Mazda Miata/Yellow	Jonathan Goring M
2	70	Jimmy Locke	SM	1:01.730	0.036	87.478	3	Mazda Miata/rusty	NorthEast Earth M
3	50	Ralle Rookey	SM	1:01.839	0.145	87.324	5	Mazda Miata/Red	Rossini Racing Proc
4	23	Peter Ludwig	SM	1:02.049	0.355	87.028	5	Mazda MIATA/Whit	AUTOWORKS UNLI
5	18	Evan Karl	SM	1:02.079	0.385	86.986	6	Mazda Miata/White	BK Motorsports
6	80	Richard Astacio	SM	1:02.661	0.967	86.178	7	Mazda Spec Miata/	Astacio Plumbing
7	11	Richard Bennett	SM	1:03.029	1.335	85.675	6	Mazda Miata/Red/t	
8	8	Linda Lemelin	SM	1:04.922	3.228	83.177	10	Mazda Miata/green	Mazda
9	15	Doug Fisher	SM	1:05.196	3.502	82.827	3	Mazda Miata/Blue/'	Father Daughter R
10	95	Roni Dersovitz	SM	1:05.442	3.748	82.516	9	Mazda Miata/Red	SAC Racing
11	42	Kurt Uzbay	SM	1:05.761	4.067	82.116	10	Mazda Spec Miata/	Stifel Nicolaus & C
12	#02	Pratt Tanner	SM	1:06.004	4.310	81.813	9	Mazda Miata/white,	Thanks Dad Racing
13	92	Cody Connelly	SM	1:06.329	4.635	81.412	8	Mazda Miata/Black	Village auto works
14	76	Alfred Candito	SM	1:06.803	5.109	80.835	5	Mazda Miata/White	
15	#00	Kurt Schmid	SM	1:07.423	5.729	80.091	5	Mazda Miata/Blue.f	
16	90	Ryan Duke	SM	1:08.237	6.543	79.136	14	Mazda Miata/Blue/l	
17	33	Rebecca Harvey	SM	1:08.820	7.126	78.466	10	Mazda Miata/Blue	Road Rebels
18	43	Wendy Cappola	SM	1:08.930	7.236	78.340	6	Mazda 1994 Miata/	She Racing Flatou

Announcements

Time Prov 1420 Time Final 1450

Joshua Underwood, Chief of Timing & Scoring


Orbits

Dave Faita, Chief Steward / Butch O'Connor, Chairman SOM

www.mylaps.com
Licensed to: NER, SCCA



**New England Region
NERRC Paddock Crawl Divisional
Official Contingency Result**



NERRC Paddock Crawl Divisional

Sorted on Laps

Grp 3 - GT1-2-3,AS,ITE,T1-2,SPO

Lime Rock Classic 1.500 miles

Race 2 #17-RQ-4903-S

6/17/2017 01:50 PM

Race (18:00 or 15 Laps) started at 14:27:29

Pos	No.	Name	Class	Laps	Diff	Total Tm	Best Tm	Make-Model	Sponsor
1	6	Douglas Valley	GT1	15		14:30.947	56.541	Ford Mustang	Catang Motorsports
2	19	Luiz Serva	ITE	15	22.041	14:52.988	57.893	BMW M3/Gree	Prysmalending Group
3	13	Walter Markes	ITE	15	25.168	14:56.115	58.723	BMW M3/Whit	Peppaspeed Racing
4	36	James Candelaria	T1	15	47.629	15:18.576	1:00.019	Chevrolet Cor	WhipTail
5	153	Stephen Tise	T1	15	47.869	15:18.816	59.906	Ford Mustang	Direct Tire and Larin A
6	87	Joe Nolette	T1	15	56.979	15:27.926	58.288	BMW M3/Blue	
7	29	Peter Kulka	T2	15	58.407	15:29.354	1:00.417	Chevrolet Z06,	
8	66	Skip Day	GT2	15	1:00.333	15:31.280	1:01.328	Porsche 911 S	DayDesign
9	94	Chris Thompson	AS	14	1 Lap	14:31.479	1:01.210	Chevrolet Carr	Mostly Motorsports Aut
10	10	Chip Williams	T2	14	1 Lap	14:43.028	1:01.184	Nissan 350z/B	
11	59	Michael Goulde	ITE	14	1 Lap	14:52.117	1:02.265	BMW 328is/Bl	
12	28	James B. Ray III	ITE	14	1 Lap	15:00.835	1:03.176	Ford Mustang	
13	47	Blaine Stine	SPO	14	1 Lap	15:09.760	1:03.438	Porsche 997 G	
14	15	Robby Smolinski Jr.	ITE	14	1 Lap	15:17.687	1:03.828	Chevrolet Cor	R.M.S. Racing
15	80	Maurizio Cerasoli	GT2	14	1 Lap	15:22.961	1:03.705	Porsche 944 T	MCRacing
16	51	Zachary Slater	ITE	13	2 Laps	14:49.725	1:05.951	Porsche 944 t	
17	48	Duncan Milne	AS	13	2 Laps	15:02.512	1:05.979	Ford Mustang/	na
18	53	Doug Brown	GT2	7	8 Laps	7:52.956	1:01.817	BMW 325is/Bl	
19	124	Bennie Bish	ITE	2	13 Laps	3:50.337	1:27.842	Pontiac firebir	Bayside Appraisals

Not classified

DNS	22	Chuck Fernandez	ITE		DNS			Ford Mustang/	Drive4COPD
DNS	75	Jim Scott	GT2		DNS			Porsche 911/v	

Announcements

Time Prov 1443 Time Final 1513

Margin of Victory	Avg. Speed	Best Lap Tm	Best Speed	Best Lap by
22.041	93.002	56.541	95.506	6 - Douglas Valley

Joshua Underwood, Chief of Timing & Scoring

Orbits

Dave Faita, Chief Steward / Butch O'Connor, Chairman SOM

www.mylaps.com
Licensed to: NER, SCCA



**New England Region
NERRC Paddock Crawl Divisional
Official Contingency Result**



NERRC Paddock Crawl Divisional

Sorted on Laps

Grp 3 - GT1-2-3,AS,ITE,T1-2,SPO

Lime Rock Classic 1.500 miles

Race 2 #17-RQ-4903-S

6/17/2017 01:50 PM

Race (18:00 or 15 Laps) started at 14:27:29

Pos	No.	Name	Class	Laps	Diff	Total Tm	Best Tm	Make-Model	Sponsor
AS									
1	94	Chris Thompson	AS	14		14:31.479	1:01.210	Chevrolet Carr	Mostly Motorsports Aut
2	48	Duncan Milne	AS	13	1 Lap	15:02.512	1:05.979	Ford Mustang/	na
GT1									
1	6	Douglas Valley	GT1	15		14:30.947	56.541	Ford Mustang	Catang Motorsports
GT2									
1	66	Skip Day	GT2	15		15:31.280	1:01.328	Porsche 911 S	DayDesign
2	80	Maurizio Cerasoli	GT2	14	1 Lap	15:22.961	1:03.705	Porsche 944 T	MCRacing
3	53	Doug Brown	GT2	7	8 Laps	7:52.956	1:01.817	BMW 325is/Bl	
Not classified									
DNS	75	Jim Scott	GT2		DNS			Porsche 911/w	
ITE									
1	19	Luiz Serva	ITE	15		14:52.988	57.893	BMW M3/Gree	Prysm Lending Group
2	13	Walter Markes	ITE	15	3.127	14:56.115	58.723	BMW M3/Whit	Peppaspeed Racing
3	59	Michael Goulde	ITE	14	1 Lap	14:52.117	1:02.265	BMW 328is/Bl	
4	28	James B. Ray III	ITE	14	1 Lap	15:00.835	1:03.176	Ford Mustang	
5	15	Robby Smolinski Jr.	ITE	14	1 Lap	15:17.687	1:03.828	Chevrolet Corv	R.M.S. Racing
6	51	Zachary Slater	ITE	13	2 Laps	14:49.725	1:05.951	Porsche 944 tu	
7	124	Bennie Bish	ITE	2	13 Laps	3:50.337	1:27.842	Pontiac firebir	Bayside Appraisals
Not classified									
DNS	22	Chuck Fernandez	ITE		DNS			Ford Mustang/	Drive4COPD
SPO									
1	47	Blaine Stine	SPO	14		15:09.760	1:03.438	Porsche 997 G	
T1									
1	36	James Candelaria	T1	15		15:18.576	1:00.019	Chevrolet Corv	WhipTail

Announcements
Time Prov 1443 Time Final 1513

Margin of Victory	Avg. Speed	Best Lap Tm	Best Speed	Best Lap by
22.041	93.002	56.541	95.506	6 - Douglas Valley

Joshua Underwood, Chief of Timing & Scoring

Orbits

Dave Faita, Chief Steward / Butch O'Connor, Chairman SOM

www.mylaps.com
Licensed to: NER, SCCA
Page 1/2



**New England Region
NERRC Paddock Crawl Divisional
Official Contingency Result**



NERRC Paddock Crawl Divisional

Sorted on Laps

Grp 3 - GT1-2-3,AS,ITE,T1-2,SPO

Lime Rock Classic 1.500 miles

Race 2 #17-RQ-4903-S

6/17/2017 01:50 PM

Race (18:00 or 15 Laps) started at 14:27:29

Pos	No.	Name	Class	Laps	Diff	Total Tm	Best Tm	Make-Model	Sponsor
2	153	Stephen Tise	T1	15	0.240	15:18.816	59.906	Ford Mustang	Direct Tire and Larin Ai
3	87	Joe Nolette	T1	15	9.350	15:27.926	58.288	BMW M3/Blue	
T2									
1	29	Peter Kulka	T2	15		15:29.354	1:00.417	Chevrolet Z06,	
2	10	Chip Williams	T2	14	1 Lap	14:43.028	1:01.184	Nissan 350z/B	

Announcements

Time Prov 1443 Time Final 1513

Margin of Victory	Avg. Speed	Best Lap Tm	Best Speed	Best Lap by
22.041	93.002	56.541	95.506	6 - Douglas Valley

Joshua Underwood, Chief of Timing & Scoring

Orbits

Dave Faita, Chief Steward / Butch O'Connor, Chairman SOM

www.mylaps.com
Licensed to: NER, SCCA

NERRC Paddock Crawl Divisional

Lapchart


Grp 3 - GT1-2-3,AS,ITE,T1-2,SPO

Lime Rock Classic 1.500 miles

Race 2 #17-RQ-4903-S

6/17/2017 01:50 PM

Race (18:00 or 15 Laps) started at 14:27:29



Competitors	Laps																
	0	1	2	3	4	5	6	7	8	9	10	11	12	13	14	15	
Douglas Valley (6)	1	6	6	6	6	6	6	6	6	6	6	6	6	6	6	6	6
Joe Nolette (87)	2	87	87	87	87	87	87	87	19	19	19	19	19	19	19	19	19
Walter Markes (13)	3	13	13	19	19	19	19	19	13	13	13	13	13	13	13	13	13
Luiz Serva (19)	4	19	19	13	13	13	13	13	153	36	153	153	153	153	153	153	36
Stephen Tise (153)	5	153	153	153	153	153	153	153	36	153	36	36	36	36	36	36	153
James Candelaria (36)	6	36	29	29	36	36	36	36	29	29	29	29	29	29	29	87	87
Skip Day (66)	7	66	36	36	29	29	29	29	66	66	66	66	87	87	29	29	29
Peter Kulka (29)	8	29	66	66	66	66	66	66	94	94	87	87	66	66	66	66	66
Chip Williams (10)	9	10	94	94	94	94	94	94	87	87	94	94	94	94	94	94	94
Michael Goulde (59)	10	59	10	10	10	10	10	10	10	10	10	10	10	10	10	10	10
Chris Thompson (94)	11	94	59	59	59	59	59	59	59	59	59	59	59	59	59	59	59
Maurizio Cerasoli (80)	12	80	28	47	47	28	28	28	28	28	28	28	28	28	28	28	28
James B. Ray III (28)	13	28	47	28	28	47	53	53	47	47	47	47	47	47	47	47	47
Blaine Stine (47)	14	47	80	80	80	53	47	47	15	15	15	15	15	80	15	15	15
Robby Smolinski Jr. (15)	15	15	15	15	15	15	15	80	80	80	80	80	80	15	80	80	80
Bennie Bish (124)	16	124	48	53	53	80	80	80	53	48	48	48	48	51	51	51	51
Zachary Slater (51)	17	51	53	48	48	48	48	48	51	51	51	51	51	48	48	48	48
Duncan Milne (48)	18	48	51	51	51	51	51	51	51	51	51	51	51	51	51	51	51
Doug Brown (53)	19	53	124	124													
-	20																
-	21																



New England Region NERRC Paddock Crawl Divisional Official Contingency Result



NERRC Paddock Crawl Divisional


Grp 3 - GT1-2-3,AS,ITE,T1-2,SPO

Lime Rock Classic 1.500 miles

Race 2 #17-RQ-4903-S

6/17/2017 01:50 PM

Race (18:00 or 15 Laps) started at 14:27:29



<u>(6) Douglas Valley</u>			10	1:01.370	+1.351	4	1:01.480	+0.152	1	1:06.374	+3.198			
1	58.765	+2.224	11	1:00.826	+0.807	5	1:01.703	+0.375	2	1:04.204	+1.028	<u>(51) Zachary Slater</u>		
2	57.299	+0.758	12	1:01.156	+1.137	6	1:01.867	+0.539	3	1:04.662	+1.486	1	1:13.783	+7.832
3	56.900	+0.359	13	1:00.397	+0.378	7	1:02.053	+0.725	4	1:04.275	+1.099	2	1:08.553	+2.602
4	58.099	+1.558	14	1:00.391	+0.372	8	1:01.619	+0.291	5	1:03.337	+0.161	3	1:08.470	+2.519
5	56.541		15	1:01.313	+1.294	9	1:01.637	+0.309	6	1:03.626	+0.450	4	1:09.209	+3.258
6	59.370	+2.829	<u>(153) Stephen Tise</u>			10	1:01.506	+0.178	7	1:03.176		5	1:08.573	+2.622
7	57.510	+0.969	1	1:02.239	+2.333	11	1:02.285	+0.957	8	1:04.859	+1.683	6	1:07.467	+1.516
8	58.173	+1.632	2	59.906		12	1:02.192	+0.864	9	1:04.562	+1.386	7	1:06.691	+0.740
9	58.351	+1.810	3	1:00.834	+0.928	13	1:01.990	+0.662	10	1:03.768	+0.592	8	1:06.864	+0.913
10	57.840	+1.299	4	1:02.430	+2.524	14	1:01.655	+0.327	11	1:03.726	+0.550	9	1:07.162	+1.211
11	57.889	+1.348	5	1:00.872	+0.966	15	1:01.408	+0.080	12	1:03.881	+0.705	10	1:08.248	+2.297
12	58.377	+1.836	6	1:01.052	+1.146	<u>(94) Chris Thompson</u>			13	1:03.393	+0.217	11	1:07.008	+1.057
13	58.951	+2.410	7	1:01.511	+1.605	1	1:04.539	+3.329	14	1:03.566	+0.390	12	1:06.867	+0.916
14	59.495	+2.954	8	1:00.859	+0.953	2	1:01.931	+0.721	<u>(47) Blaine Stine</u>			13	1:05.951	
15	57.387	+0.846	9	1:02.390	+2.484	3	1:01.568	+0.358	1	1:06.510	+3.072	<u>(48) Duncan Milne</u>		
<u>(19) Luiz Serva</u>			10	1:00.717	+0.811	4	1:02.455	+1.245	2	1:03.438		1	1:10.977	+4.998
1	1:01.562	+3.669	11	1:00.899	+0.993	5	1:01.643	+0.433	3	1:04.809	+1.371	2	1:06.599	+0.620
2	59.261	+1.368	12	1:00.874	+0.968	6	1:02.139	+0.929	4	1:06.380	+2.942	3	1:06.190	+0.211
3	57.893		13	1:00.773	+0.867	7	1:01.210		5	1:05.612	+2.174	4	1:05.979	
4	58.649	+0.756	14	1:00.312	+0.406	8	1:01.648	+0.438	6	1:04.974	+1.536	5	1:06.119	+0.140
5	58.737	+0.844	15	1:01.810	+1.904	9	1:01.248	+0.038	7	1:03.467	+0.029	6	1:07.291	+1.312
6	58.364	+0.471	<u>(87) Joe Nolette</u>			10	1:02.354	+1.144	8	1:05.236	+1.798	7	1:06.922	+0.943
7	59.783	+1.890	1	1:00.761	+2.473	11	1:02.921	+1.711	9	1:03.776	+0.338	8	1:07.188	+1.209
8	59.637	+1.744	2	58.746	+0.458	12	1:01.743	+0.533	10	1:04.050	+0.612	9	1:07.861	+1.882
9	59.390	+1.497	3	58.620	+0.332	13	1:01.566	+0.356	11	1:06.058	+2.620	10	1:07.984	+2.005
10	59.001	+1.108	4	59.064	+0.776	14	1:01.746	+0.536	12	1:03.596	+0.158	11	1:08.213	+2.234
11	1:00.519	+2.626	5	58.559	+0.271	<u>(10) Chip Williams</u>			13	1:03.975	+0.537	12	1:28.760	+22.781
12	59.320	+1.427	6	58.288		1	1:05.375	+4.191	14	1:04.158	+0.720	13	1:07.490	+1.511
13	59.696	+1.803	7	58.709	+0.421	2	1:02.366	+1.182	<u>(15) Robby Smolinski Jr.</u>			<u>(53) Doug Brown</u>		
14	1:00.283	+2.390	8	1:30.828	+32.540	3	1:01.909	+0.725	1	1:07.987	+4.159	1	1:10.726	+8.909
15	1:00.075	+2.182	9	59.413	+1.125	4	1:02.842	+1.658	2	1:03.832	+0.004	2	1:01.817	
<u>(13) Walter Markes</u>			10	59.849	+1.561	5	1:02.022	+0.838	3	1:05.057	+1.229	3	1:02.861	+1.044
1	1:01.308	+2.585	11	1:00.624	+2.336	6	1:01.941	+0.757	4	1:05.262	+1.434	4	1:04.531	+2.714
2	1:00.186	+1.463	12	1:01.184	+2.896	7	1:01.184		5	1:05.602	+1.774	5	1:02.202	+0.385
3	58.723		13	59.481	+1.193	8	1:05.173	+3.989	6	1:04.889	+1.061	6	1:03.818	+2.001
4	59.690	+0.967	14	1:02.383	+4.095	9	1:02.458	+1.274	7	1:03.828		p7	1:21.681	+19.864
5	59.032	+0.309	15	1:00.839	+2.551	10	1:02.299	+1.115	8	1:04.767	+0.939	<u>(124) Bennie Bish</u>		
6	58.895	+0.172	<u>(29) Peter Kulka</u>			11	1:02.640	+1.456	9	1:05.537	+1.709	p1	2:17.901	+50.059
7	59.558	+0.835	1	1:02.989	+2.572	12	1:04.024	+2.840	10	1:05.082	+1.254	p2	1:27.842	
8	59.185	+0.462	2	1:00.417		13	1:03.169	+1.985	11	1:05.138	+1.310			
9	1:00.524	+1.801	3	1:02.531	+2.114	14	1:03.178	+1.994	12	1:05.784	+1.956			
10	59.154	+0.431	4	1:01.955	+1.538	<u>(59) Michael Goulde</u>			13	1:06.626	+2.798			
11	59.606	+0.883	5	1:01.313	+0.896	1	1:06.516	+4.251	14	1:04.529	+0.701			
12	1:00.104	+1.381	6	1:01.141	+0.724	2	1:02.634	+0.369	<u>(80) Maurizio Cerasoli</u>					
13	59.620	+0.897	7	1:01.422	+1.005	3	1:02.265		1	1:07.477	+3.772			
14	59.763	+1.040	8	1:01.620	+1.203	4	1:03.356	+1.091	2	1:03.739	+0.034			
15	1:00.024	+1.301	9	1:01.397	+0.980	5	1:02.461	+0.196	3	1:04.448	+0.743			
<u>(36) James Candelaria</u>			10	1:01.754	+1.337	6	1:03.308	+1.043	4	1:07.398	+3.693			
1	1:03.970	+3.951	11	1:01.543	+1.126	7	1:03.078	+0.813	5	1:08.104	+4.399			
2	1:00.019		12	1:02.745	+2.328	8	1:03.518	+1.253	6	1:04.414	+0.709			
3	1:00.719	+0.700	13	1:01.790	+1.373	9	1:03.809	+1.544	7	1:04.035	+0.330			
4	1:01.012	+0.993	14	1:03.416	+2.999	10	1:03.935	+1.670	8	1:05.003	+1.298			
5	1:00.550	+0.531	15	1:01.576	+1.159	11	1:03.280	+1.015	9	1:04.004	+0.299			
6	1:00.965	+0.946	<u>(66) Skip Day</u>			12	1:03.576	+1.311	10	1:04.578	+0.873			
7	1:01.529	+1.510	1	1:05.272	+3.944	13	1:03.364	+1.099	11	1:04.546	+0.841			
8	1:00.901	+0.882	2	1:01.328		14	1:04.527	+2.262	12	1:03.705				
9	1:01.865	+1.846	3	1:01.648	+0.320	<u>(28) James B. Ray III</u>			13	1:08.897	+5.192			
									14	1:09.229	+5.524			

Joshua Underwood, Chief of Timing & Scoring

Orbits

Dave Faita, Chief Steward / Butch O'Connor, Chairman SOM


Joshua Underwood

www.mylaps.com

Licensed to: NER, SCCA



**New England Region
NERRC Paddock Crawl Divisional
Official Contingency Result**



NERRC Paddock Crawl Divisional

Sorted on Best Lap time

Grp 3 - GT1-2-3,AS,ITE,T1-2,SPO

Lime Rock Classic 1.500 miles

Race 2 #17-RQ-4903-S

6/17/2017 01:50 PM

Race (18:00 or 15 Laps) started at 14:27:29

Pos	No.	Name	Class	Best Tm	Diff	Best Speed	In Lap	Make-Model	Sponsor
AS									
1	94	Chris Thompson	AS	1:01.210		88.221	7	Chevrolet Camaro/	Mostly Motorsports
2	48	Duncan Milne	AS	1:05.979	4.769	81.844	4	Ford Mustang/bla	na
GT1									
1	6	Douglas Valley	GT1	56.541		95.506	5	Ford Mustang Cobr	Catang Motorsport
GT2									
1	66	Skip Day	GT2	1:01.328		88.051	2	Porsche 911 SC/bl	DayDesign
2	53	Doug Brown	GT2	1:01.817	0.489	87.355	2	BMW 325is/Blue	
3	80	Maurizio Cerasoli	GT2	1:03.705	2.377	84.766	12	Porsche 944 Turbo,	MCRacing
Not classified									
DNS	75	Jim Scott	GT2			-	0	Porsche 911/white	
ITE									
1	19	Luiz Serva	ITE	57.893		93.276	3	BMW M3/Green/Ye	Prysm Lending Gr
2	13	Walter Markes	ITE	58.723	0.830	91.957	3	BMW M3/White	Peppaspeed Racing
3	59	Michael Goulde	ITE	1:02.265	4.372	86.726	3	BMW 328is/Black	
4	28	James B. Ray III	ITE	1:03.176	5.283	85.475	7	Ford Mustang GT/C	
5	15	Robby Smolinski Jr.	ITE	1:03.828	5.935	84.602	7	Chevrolet Corvette,	R.M.S. Racing
6	51	Zachary Slater	ITE	1:05.951	8.058	81.879	13	Porsche 944 turbo/	
7	124	Bennie Bish	ITE	1:27.842	29.949	61.474	2	Pontiac firebird/bla	Bayside Appraisals
Not classified									
DNS	22	Chuck Fernandez	ITE			-	0	Ford Mustang/Grey	Drive4COPD
SPO									
1	47	Blaine Stine	SPO	1:03.438		85.122	2	Porsche 997 GS/WI	
T1									
1	87	Joe Nolette	T1	58.288		92.643	6	BMW M3/Blue	
2	153	Stephen Tise	T1	59.906	1.618	90.141	2	Ford Mustang GT/S	Direct Tire and Lar
3	36	James Candelaria	T1	1:00.019	1.731	89.972	2	Chevrolet Corvette	WhipTail
T2									
1	29	Peter Kulka	T2	1:00.417		89.379	2	Chevrolet Z06/Silve	
2	10	Chip Williams	T2	1:01.184	0.767	88.258	7	Nissan 350z/BLACK	

Announcements

Time Prov 1443 Time Final 1513

Joshua Underwood, Chief of Timing & Scoring

Orbits

Dave Faita, Chief Steward / Butch O'Connor, Chairman SOM

www.mylaps.com
Licensed to: NER, SCCA



**New England Region
NERRC Paddock Crawl Divisional
Official Contingency Result**



NERRC Paddock Crawl Divisional

Sorted on Laps

Grp 4 - ITB-R-S,T4,ITEZ

Lime Rock Classic 1.500 miles

Race 2 #17-RQ-4903-S

6/17/2017 02:15 PM

Race (18:00 or 15 Laps) started at 14:51:07

Pos	No.	Name	Class	Laps	Diff	Total Tm	Best Tm	Make-Model	Sponsor
1	27	Anthony Serra	ITR	15		15:19.023	1:00.480	BMW 328i/Blu	Autotechnic/Meccanic
2	96	Theresa Conduct	ITR	15	5.026	15:24.049	1:00.437	Acura RSX Typ	
3	26	Ken Hubbard	ITR	15	19.815	15:38.838	1:01.709	BMW 325/Blk	Auto Technic
4	31	Bill Spargo	ITR	15	26.630	15:45.653	1:02.143	Honda S2000/	Spargo Machine Produ
5	91	Peter A.J. Tonelli	ITEZ	15	35.358	15:54.381	1:00.464	Mazda Miata/Y	Driven Performance / V
6	117	Peter Tonelli II	ITS	15	1:00.368	16:19.391	1:03.498	Mazda Miata/F	Westboro Toyota
7	95	Kenneth Payson	T4	15	1:04.252	16:23.275	1:03.421	Mazda Miata/r	Hoosier Red Line Oil F
8	44	Joe Stadelmann	ITS	15	1:13.857	16:32.880	1:04.035	Porsche 944S/	
9	8	John Tures	T4	14	1 Lap	15:25.195	1:04.279	Ford Mustang/	Blue Lives Matter
10	42	Kurt Uzbay	ITS	14	1 Lap	15:37.444	1:05.431	Mazda Spec M	Stifel Nicolaus & Co.
11	71	Andrew Wickline	ITS	14	1 Lap	15:37.621	1:05.833	Mazda Miata/F	Rosmar
12	68	Ron Munnerlyn	T4	14	1 Lap	15:37.647	1:05.023	Mazda MX5/Bl	Laticrete International
13	17	Glenn Every	ITS	14	1 Lap	15:37.861	1:05.589	Mazda Miata/v	Rosmar
14	2	Nat Wentworth	ITB	14	1 Lap	15:38.111	1:05.065	Volkswagen G	Eriksson Industries
15	33	Greg Amy	ITEZ	14	1 Lap	15:39.219	1:05.714	Porsche 914/C	
16	76	Mark Wagner	ITB	14	1 Lap	15:57.227	1:07.212	Volkswagen gt	lbg racing/triplesclean.
17	#03	Jon Over	ITB	14	1 Lap	16:03.109	1:06.769	Mini/white	
18	39	Robert Nead	ITB	14	1 Lap	16:26.957	1:08.454	Volvo 142/Blu	Bad Motor Racing
19	#09	Jim Bucci	T4	12	3 Laps	16:15.027	1:16.140	Honda Civic/Bl	Thanks Trish LYLOMH

Announcements

Time Prov 1508 Time Final 1538

Margin of Victory	Avg. Speed	Best Lap Tm	Best Speed	Best Lap by
5.026	88.137	1:00.437	89.349	96 - Theresa Conduct

Joshua Underwood, Chief of Timing & Scoring

Orbits

Dave Faita, Chief Steward / Butch O'Connor, Chairman SOM

www.mylaps.com
Licensed to: NER, SCCA



**New England Region
NERRC Paddock Crawl Divisional
Official Contingency Result**



NERRC Paddock Crawl Divisional

Sorted on Laps

Grp 4 - ITB-R-S,T4,ITEZ

Lime Rock Classic 1.500 miles

Race 2 #17-RQ-4903-S

6/17/2017 02:15 PM

Race (18:00 or 15 Laps) started at 14:51:07

Pos	No.	Name	Class	Laps	Diff	Total Tm	Best Tm	Make-Model	Sponsor
ITB									
1	2	Nat Wentworth	ITB	14		15:38.111	1:05.065	Volkswagen G	Eriksson Industries
2	76	Mark Wagner	ITB	14	19.116	15:57.227	1:07.212	Volkswagen gt	lbg racing/triplesclean.
3	#03	Jon Over	ITB	14	24.998	16:03.109	1:06.769	Mini/white	
4	39	Robert Nead	ITB	14	48.846	16:26.957	1:08.454	Volvo 142/Blu	Bad Motor Racing
ITEZ									
1	91	Peter A.J. Tonelli	ITEZ	15		15:54.381	1:00.464	Mazda Miata/Y	Driven Performance / V
2	33	Greg Amy	ITEZ	14	1 Lap	15:39.219	1:05.714	Porsche 914/C	
ITR									
1	27	Anthony Serra	ITR	15		15:19.023	1:00.480	BMW 328i/Blu	Autotechnic/Meccanic S
2	96	Theresa Conduct	ITR	15	5.026	15:24.049	1:00.437	Acura RSX Typ	
3	26	Ken Hubbard	ITR	15	19.815	15:38.838	1:01.709	BMW 325/Blk	Auto Technic
4	31	Bill Spargo	ITR	15	26.630	15:45.653	1:02.143	Honda S2000/	Spargo Machine Produ
ITS									
1	117	Peter Tonelli II	ITS	15		16:19.391	1:03.498	Mazda Miata/F	Westboro Toyota
2	44	Joe Stadelmann	ITS	15	13.489	16:32.880	1:04.035	Porsche 944S/	
3	42	Kurt Uzbay	ITS	14	1 Lap	15:37.444	1:05.431	Mazda Spec M	Stifel Nicolaus & Co.
4	71	Andrew Wickline	ITS	14	1 Lap	15:37.621	1:05.833	Mazda Miata/F	Rosmar
5	17	Glenn Every	ITS	14	1 Lap	15:37.861	1:05.589	Mazda Miata/v	Rosmar
T4									
1	95	Kenneth Payson	T4	15		16:23.275	1:03.421	Mazda Miata/r	Hoosier Red Line Oil F
2	8	John Tures	T4	14	1 Lap	15:25.195	1:04.279	Ford Mustang/	Blue Lives Matter
3	68	Ron Munnerlyn	T4	14	1 Lap	15:37.647	1:05.023	Mazda MX5/BI	Laticrete International
4	#09	Jim Bucci	T4	12	3 Laps	16:15.027	1:16.140	Honda Civic/BI	Thanks Trish LYLOMH

Announcements

Time Prov 1508 Time Final 1538

Margin of Victory	Avg. Speed	Best Lap Tm	Best Speed	Best Lap by
5.026	88.137	1:00.437	89.349	96 - Theresa Conduct

Joshua Underwood, Chief of Timing & Scoring

Orbits

Dave Faita, Chief Steward / Butch O'Connor, Chairman SOM

www.mylaps.com
Licensed to: NER, SCCA

NERRC Paddock Crawl Divisional

Lapchart

Grp 4 - ITB-R-S,T4,ITEZ

Lime Rock Classic 1.500 miles

Race 2 #17-RQ-4903-S

6/17/2017 02:15 PM


Race (18:00 or 15 Laps) started at 14:51:07



Competitors	Laps															
	0	1	2	3	4	5	6	7	8	9	10	11	12	13	14	15
Anthony Serra (27)	1	27	27	27	27	27	27	27	27	27	27	27	27	27	27	27
Theresa Condict (96)	2	96	91	91	96	96	96	96	96	96	96	96	96	96	96	96
Peter A.J. Tonelli (91)	3	91	96	96	26	26	26	26	26	26	26	91	91	91	91	26
Ken Hubbard (26)	4	26	26	26	31	31	31	31	91	91	91	26	26	26	26	31
Bill Spargo (31)	5	31	31	31	95	95	91	91	31	31	31	31	31	31	31	91
Kenneth Payson (95)	6	95	95	95	44	44	95	95	95	95	44	44	44	44	44	117
Joe Stadelmann (44)	7	44	44	44	68	91	44	44	44	44	95	95	95	95	117	95
Kurt Uzbay (42)	8	42	42	42	91	68	68	68	68	68	117	117	117	117	95	44
Ron Munnerlyn (68)	9	68	68	68	42	42	8	8	117	117	68	8	8	8	8	8
Greg Amy (33)	10	33	33	33	33	8	42	117	8	8	8	68	68	68	68	42
John Tures (8)	11	8	76	8	8	33	117	42	42	42	42	42	42	42	42	71
Mark Wagner (76)	12	76	8	71	71	117	33	33	71	71	71	71	71	71	71	68
Andrew Wickline (71)	13	71	71	76	17	71	71	71	17	17	17	17	17	17	17	17
Glenn Every (17)	14	17	17	17	117	17	17	17	33	2	2	2	2	2	2	2
Robert Nead (39)	15	39	117	117	76	2	2	2	2	33	33	33	33	33	33	33
Jon Over (#03)	16	#03	#03	2	2	76	76	76	76	76	76	76	76	76	76	76
Jim Bucci (#09)	17	#09	2	#03	#03	#03	#03	#03	#03	#03	#03	#03	#03	#03	#03	#03
Nat Wentworth (2)	18	2	39	39	39	39	39	39	39	39	39	39	39	39	39	39
Peter Tonelli II (117)	19	117	#09	#09	#09	#09	#09	#09	#09	#09	#09	#09	#09	#09	#09	#09



New England Region
NERRC Paddock Crawl Divisional
Official Contingency Result



NERRC Paddock Crawl Divisional


Grp 4 - ITB-R-S,T4,ITEZ

Lime Rock Classic 1.500 miles

Race 2 #17-RQ-4903-S

6/17/2017 02:15 PM

Race (18:00 or 15 Laps) started at 14:51:07



<u>(27) Anthony Serra</u>			10	1:02.279	+0.136	4	1:04.035	1	1:08.104	+3.081	<u>(76) Mark Wagner</u>			
1	1:01.269	+0.789	11	1:02.688	+0.545	5	1:04.685	+0.650	2	1:05.093	+0.070	1	1:09.711	+2.499
2	1:00.480		12	1:02.154	+0.011	6	1:06.419	+2.384	3	1:05.533	+0.510	2	1:07.705	+0.493
3	1:00.578	+0.098	13	1:02.887	+0.744	7	1:06.148	+2.113	4	1:05.444	+0.421	3	1:09.557	+2.345
4	1:00.977	+0.497	14	1:02.164	+0.021	8	1:05.801	+1.766	5	1:05.023		4	1:08.424	+1.212
5	1:02.323	+1.843	15	1:02.741	+0.598	9	1:06.341	+2.306	6	1:07.342	+2.319	5	1:07.503	+0.291
6	1:01.114	+0.634	<u>(91) Peter A.J. Tonelli</u>			10	1:05.168	+1.133	7	1:05.030	+0.007	6	1:07.612	+0.400
7	1:01.024	+0.544	1	1:02.307	+1.843	11	1:05.333	+1.298	8	1:06.871	+1.848	7	1:07.613	+0.401
8	1:01.549	+1.069	2	1:00.948	+0.484	12	1:04.505	+0.470	9	1:06.273	+1.250	8	1:07.594	+0.382
9	1:00.974	+0.494	3	1:16.894	+16.430	13	1:04.054	+0.019	10	1:07.686	+2.663	9	1:08.329	+1.117
10	1:00.554	+0.074	4	1:00.733	+0.269	14	1:04.339	+0.304	11	1:07.642	+2.619	10	1:07.212	
11	1:01.696	+1.216	5	1:01.013	+0.549	15	1:18.824	+14.789	12	1:06.994	+1.971	11	1:07.570	+0.358
12	1:02.669	+2.189	6	1:00.464		<u>(8) John Tures</u>			13	1:08.284	+3.261	12	1:09.558	+2.346
13	1:01.314	+0.834	7	1:01.395	+0.931	1	1:10.366	+6.087	14	1:10.290	+5.267	13	1:08.192	+0.980
14	1:01.446	+0.966	8	1:00.905	+0.441	2	1:04.367	+0.088	<u>(17) Glenn Every</u>			14	1:07.930	+0.718
15	1:01.056	+0.576	9	1:00.576	+0.112	3	1:06.229	+1.950	1	1:11.154	+5.565	<u>(#03) Jon Over</u>		
<u>(96) Theresa Condict</u>			10	1:02.393	+1.929	4	1:05.949	+1.670	2	1:05.895	+0.306	1	1:13.221	+6.452
1	1:02.801	+2.364	11	1:01.121	+0.657	5	1:05.375	+1.096	3	1:06.706	+1.117	2	1:08.013	+1.244
2	1:00.807	+0.370	12	1:01.545	+1.081	6	1:06.552	+2.273	4	1:07.196	+1.607	3	1:06.769	
3	1:02.932	+2.495	13	1:01.393	+0.929	7	1:05.559	+1.280	5	1:06.145	+0.556	4	1:07.300	+0.531
4	1:00.850	+0.413	14	1:01.462	+0.998	8	1:04.279		6	1:06.106	+0.517	5	1:08.002	+1.233
5	1:00.437		p15	1:20.551	+20.087	9	1:05.504	+1.225	7	1:06.293	+0.704	6	1:07.934	+1.165
6	1:00.932	+0.495	<u>(117) Peter Tonelli II</u>			10	1:04.637	+0.358	8	1:06.156	+0.567	7	1:07.536	+0.767
7	1:00.883	+0.446	1	1:11.153	+7.655	11	1:06.505	+2.226	9	1:05.589		8	1:08.200	+1.431
8	1:00.946	+0.509	2	1:05.112	+1.614	12	1:05.659	+1.380	10	1:05.744	+0.155	9	1:08.918	+2.149
9	1:01.210	+0.773	3	1:06.363	+2.865	13	1:06.103	+1.824	11	1:07.991	+2.402	10	1:08.450	+1.681
10	1:02.299	+1.862	4	1:04.878	+1.380	14	1:05.503	+1.224	12	1:05.997	+0.408	11	1:09.077	+2.308
11	1:01.037	+0.600	5	1:05.831	+2.333	<u>(42) Kurt Uzbay</u>			13	1:06.412	+0.823	12	1:09.083	+2.314
12	1:02.204	+1.767	6	1:03.839	+0.341	1	1:08.081	+2.650	14	1:07.337	+1.748	13	1:08.711	+1.942
13	1:02.620	+2.183	7	1:03.759	+0.261	2	1:05.431		<u>(2) Nat Wentworth</u>			14	1:08.255	+1.486
14	1:01.750	+1.313	8	1:05.108	+1.610	3	1:07.196	+1.765	1	1:12.867	+7.802	<u>(39) Robert Nead</u>		
15	1:01.766	+1.329	9	1:03.620	+0.122	4	1:06.378	+0.947	2	1:06.185	+1.120	1	1:14.611	+6.157
<u>(26) Ken Hubbard</u>			10	1:03.498		5	1:08.925	+3.494	3	1:06.522	+1.457	2	1:09.785	+1.331
1	1:05.044	+3.335	11	1:04.421	+0.923	6	1:07.743	+2.312	4	1:05.939	+0.874	3	1:10.423	+1.969
2	1:01.845	+0.136	12	1:04.173	+0.675	7	1:06.562	+1.131	5	1:05.848	+0.783	4	1:09.915	+1.461
3	1:01.977	+0.268	13	1:04.024	+0.526	8	1:05.933	+0.502	6	1:05.508	+0.443	5	1:10.652	+2.198
4	1:02.540	+0.831	14	1:04.217	+0.719	9	1:05.979	+0.548	7	1:07.301	+2.236	6	1:09.326	+0.872
5	1:02.641	+0.932	15	1:04.943	+1.445	10	1:05.822	+0.391	8	1:05.623	+0.558	7	1:08.454	
6	1:02.770	+1.061	<u>(95) Kenneth Payson</u>			11	1:06.549	+1.118	9	1:05.065		8	1:09.126	+0.672
7	1:02.587	+0.878	1	1:06.358	+2.937	12	1:07.453	+2.022	10	1:06.039	+0.974	9	1:09.540	+1.086
8	1:02.658	+0.949	2	1:03.421		13	1:06.565	+1.134	11	1:08.238	+3.173	10	1:09.192	+0.738
9	1:02.713	+1.004	3	1:04.469	+1.048	14	1:07.114	+1.683	12	1:05.556	+0.491	11	1:09.884	+1.430
10	1:03.165	+1.456	4	1:04.993	+1.572	<u>(71) Andrew Wickline</u>			13	1:06.193	+1.128	12	1:09.577	+1.123
11	1:01.718	+0.009	5	1:05.162	+1.741	1	1:10.969	+5.136	14	1:06.973	+1.908	13	1:09.380	+0.926
12	1:02.163	+0.454	6	1:06.245	+2.824	2	1:06.075	+0.242	<u>(33) Greg Amy</u>			14	1:13.708	+5.254
13	1:01.709		7	1:06.313	+2.892	3	1:06.221	+0.388	1	1:08.283	+2.569	<u>(#09) Jim Buccu</u>		
14	1:01.894	+0.185	8	1:05.887	+2.466	4	1:07.089	+1.256	2	1:06.123	+0.409	1	1:17.339	+1.199
15	1:02.566	+0.857	9	1:07.333	+3.912	5	1:06.189	+0.356	3	1:06.596	+0.882	2	1:17.818	+1.678
<u>(31) Bill Spargo</u>			10	1:05.101	+1.680	6	1:06.728	+0.895	4	1:06.772	+1.058	3	1:19.664	+3.524
1	1:05.473	+3.330	11	1:05.197	+1.776	7	1:06.093	+0.260	5	1:08.360	+2.646	4	1:23.658	+7.518
2	1:02.642	+0.499	12	1:04.400	+0.979	8	1:05.833		6	1:07.351	+1.637	5	1:25.026	+8.886
3	1:02.826	+0.683	13	1:04.030	+0.609	9	1:06.008	+0.175	7	1:08.411	+2.697	6	1:23.554	+7.414
4	1:02.940	+0.797	14	1:05.526	+2.105	10	1:05.901	+0.068	8	1:07.058	+1.344	7	1:20.051	+3.911
5	1:03.942	+1.799	15	1:07.726	+4.305	11	1:07.542	+1.709	9	1:06.169	+0.455	8	1:18.069	+1.929
6	1:03.573	+1.430	<u>(44) Joe Stadelmann</u>			12	1:06.409	+0.576	10	1:06.013	+0.299	9	1:26.038	+9.898
7	1:03.464	+1.321	1	1:06.259	+2.224	13	1:06.489	+0.656	11	1:06.754	+1.040	10	1:26.394	+10.254
8	1:02.705	+0.562	2	1:04.303	+0.268	14	1:07.145	+1.312	12	1:05.714		11	1:16.140	
9	1:02.143		3	1:05.137	+1.102	<u>(68) Ron Munnerlyn</u>			13	1:06.304	+0.590	12	1:17.612	+1.472
									14	1:06.933	+1.219			

Joshua Underwood, Chief of Timing & Scoring


Orbits

Dave Faita, Chief Steward / Butch O'Connor, Chairman SOM

www.mylaps.com
Licensed to: NER, SCCA



**New England Region
NERRC Paddock Crawl Divisional
Official Contingency Result**



NERRC Paddock Crawl Divisional

Sorted on Best Lap time

Grp 4 - ITB-R-S,T4,ITEZ

Lime Rock Classic 1.500 miles

Race 2 #17-RQ-4903-S

6/17/2017 02:15 PM

Race (18:00 or 15 Laps) started at 14:51:07

Pos	No.	Name	Class	Best Tm	Diff	Best Speed	In Lap	Make-Model	Sponsor
ITB									
1	2	Nat Wentworth	ITB	1:05.065		82.994	9	Volkswagen Golf/Bl	Eriksson Industries
2	#03	Jon Over	ITB	1:06.769	1.704	80.876	3	Mini/white	
3	76	Mark Wagner	ITB	1:07.212	2.147	80.343	10	Volkswagen gti/bla	lbg racing/triplesck
4	39	Robert Nead	ITB	1:08.454	3.389	78.885	7	Volvo 142/Blue	Bad Motor Racing
ITEZ									
1	91	Peter A.J. Tonelli	ITEZ	1:00.464		89.309	6	Mazda Miata/Yellow	Driven Performanc
2	33	Greg Amy	ITEZ	1:05.714	5.250	82.174	12	Porsche 914/Orang	
ITR									
1	96	Theresa Condict	ITR	1:00.437		89.349	5	Acura RSX Type S/i	
2	27	Anthony Serra	ITR	1:00.480	0.043	89.286	2	BMW 328i/Blue	Autotechnic/Mecca
3	26	Ken Hubbard	ITR	1:01.709	1.272	87.507	13	BMW 325/Blk	Auto Technic
4	31	Bill Spargo	ITR	1:02.143	1.706	86.896	9	Honda S2000/Whit	Spargo Machine Pr
ITS									
1	117	Peter Tonelli II	ITS	1:03.498		85.042	10	Mazda Miata/Red/E	Westboro Toyota
2	44	Joe Stadelmann	ITS	1:04.035	0.537	84.329	4	Porsche 944S/Oran	
3	42	Kurt Uzbay	ITS	1:05.431	1.933	82.530	2	Mazda Spec Miata/	Stifel Nicolaus & C
4	17	Glenn Every	ITS	1:05.589	2.091	82.331	9	Mazda Miata/White	Rosmar
5	71	Andrew Wickline	ITS	1:05.833	2.335	82.026	8	Mazda Miata/Red	Rosmar
T4									
1	95	Kenneth Payson	T4	1:03.421		85.145	2	Mazda Miata/red	Hoosier Red Line (
2	8	John Tures	T4	1:04.279	0.858	84.009	8	Ford Mustang/Blue	Blue Lives Matter
3	68	Ron Munnerlyn	T4	1:05.023	1.602	83.048	5	Mazda MX5/Black	Laticrete Internatic
4	#09	Jim Bucci	T4	1:16.140	12.719	70.922	11	Honda Civic/Black	Thanks Trish LYLO

Announcements

Time Prov 1508 Time Final 1538

Joshua Underwood, Chief of Timing & Scoring


Orbits

Dave Faita, Chief Steward / Butch O'Connor, Chairman SOM

www.mylaps.com
Licensed to: NER, SCCA



**New England Region
NERRC Paddock Crawl Divisional
Official Contingency Result**



NERRC Paddock Crawl Divisional

Sorted on Laps

Grp 5 - FV,F5,FST,F6,FF,NCF

Lime Rock Classic 1.500 miles

Race 2 #17-RQ-4903-S

6/17/2017 02:40 PM

Race (18:00 or 15 Laps) started at 15:17:40

Pos	No.	Name	Class	Laps	Diff	Total Tm	Best Tm	Make-Model	Sponsor
1	45	Kenneth Bouquillon	FF	15		14:17.319	56.157	Mygale S311/C	
2	11	Christopher Kierce	FF	15	10.088	14:27.407	56.612	Van Diemen/g	
3	99	Dexter Czuba	FF	15	11.433	14:28.752	55.801	Spectrum F16l	
4	93	Glenn Taylor	NCF	15	11.561	14:28.880	56.735	Ford RHO1/bl	
5	37	Michael Rand	NCF	15	14.121	14:31.440	56.452	Crossle 30F/re	Gus and Lucy
6	44	Edward Callo	FF	15	24.236	14:41.555	57.670	Bowman BC-5	RECON International
7	36	Steve Roux	FF	15	38.937	14:56.256	57.067	Wyvern SR1/B	
8	42	Tom Venturino	NCF	15	40.843	14:58.162	58.511	Ford Royale RI	Rouxster Racing
9	34	Chip Van Slyke	FF	15	44.468	15:01.787	58.932	Crossle 62F/Ye	AM&O Racing Support
10	33	Tyler Reynolds	FV	14	1 Lap	14:50.748	1:02.605	Citation/yellow	Quixote Racing
11	23	Christopher Zarzycki	FV	14	1 Lap	14:52.988	1:02.111	Citation 93V/Y	
12	#07	Chris Barry	FV	14	1 Lap	14:52.998	1:02.294	citation Formu	
13	61	Walter Popiak	FV	14	1 Lap	15:15.391	1:03.749	CITATION 95V	LANGLAIS GROUP
14	24	Brian Kenney	FV	14	1 Lap	15:18.758	1:04.090	Speed Sport F	Philly
15	32	Dan Grace	FV	13	2 Laps	14:23.051	1:03.632	Citation 93V/B	
16	71	Jeffrey Adams	FV	13	2 Laps	14:26.236	1:04.676	campbell motc	napa auto parts of sou
17	75	Kevin O'Day	FV	13	2 Laps	14:51.385	1:07.026	Caldwell D-13,	O'Day Racing
18	20	Thomas Galuardi	FV	13	2 Laps	15:42.668	1:09.881	Barrcar 004/Ri	AND/Barrtune Racing
19	69	Afzal Bashir	FV	12	3 Laps	14:40.600	1:10.638	Protoform P2/'	
20	#03	Ray Dona	NCF	9	6 Laps	13:42.302	58.450	Crossle 45/red	Rexxon Engineering
Not classified									
DNS	4	Richard LoDuca	F5		DNS			Invader QC-1/	LoDuca Associates Inc

Announcements
Time Prov 1534 Time Final 1604

Margin of Victory	Avg. Speed	Best Lap Tm	Best Speed	Best Lap by
10.088	94.481	55.801	96.772	99 - Dexter Czuba

Joshua Underwood, Chief of Timing & Scoring

Orbits

Dave Faita, Chief Steward / Butch O'Connor, Chairman SOM

www.mylaps.com
Licensed to: NER, SCCA



**New England Region
NERRC Paddock Crawl Divisional
Official Contingency Result**



NERRC Paddock Crawl Divisional

Sorted on Laps

Grp 5 - FV,F5,FST,F6,FF,NCF

Lime Rock Classic 1.500 miles

Race 2 #17-RQ-4903-S

6/17/2017 02:40 PM

Race (18:00 or 15 Laps) started at 15:17:40

Pos	No.	Name	Class	Laps	Diff	Total Tm	Best Tm	Make-Model	Sponsor
Not classified									
DNS	4	Richard LoDuca	F5		DNS			Invader QC-1/	LoDuca Associates Inc
FF									
1	45	Kenneth Bouquillon	FF	15		14:17.319	56.157	Mygale S311/C	
2	11	Christopher Kierce	FF	15	10.088	14:27.407	56.612	Van Diemen/g	
3	99	Dexter Czuba	FF	15	11.433	14:28.752	55.801	Spectrum F16l	
4	44	Edward Callo	FF	15	24.236	14:41.555	57.670	Bowman BC-5,	RECON International
5	36	Steve Roux	FF	15	38.937	14:56.256	57.067	Wyvern SR1/B	
6	34	Chip Van Slyke	FF	15	44.468	15:01.787	58.932	Crossle 62F/Ye	AM&O Racing Support
FV									
1	33	Tyler Reynolds	FV	14		14:50.748	1:02.605	Citation/yellow	Quixote Racing
2	23	Christopher Zarzycki	FV	14	2.240	14:52.988	1:02.111	Citation 93V/Y	
3	#07	Chris Barry	FV	14	2.250	14:52.998	1:02.294	citation Formu	
4	61	Walter Popiak	FV	14	24.643	15:15.391	1:03.749	CITATION 95v	LANGLAIS GROUP
5	24	Brian Kenney	FV	14	28.010	15:18.758	1:04.090	Speed Sport F	Philly
6	32	Dan Grace	FV	13	1 Lap	14:23.051	1:03.632	Citation 93V/B	
7	71	Jeffrey Adams	FV	13	1 Lap	14:26.236	1:04.676	campbell motc	napa auto parts of sou
8	75	Kevin O'Day	FV	13	1 Lap	14:51.385	1:07.026	Caldwell D-13,	O'Day Racing
9	20	Thomas Galuardi	FV	13	1 Lap	15:42.668	1:09.881	Barrcar 004/Ri	AND/Barrtune Racing
10	69	Afzal Bashir	FV	12	2 Laps	14:40.600	1:10.638	Protoform P2/'	
NCF									
1	93	Glenn Taylor	NCF	15		14:28.880	56.735	Ford RHO1/bl	
2	37	Michael Rand	NCF	15	2.560	14:31.440	56.452	Crossle 30F/re	Gus and Lucy
3	42	Tom Venturino	NCF	15	29.282	14:58.162	58.511	Ford Royale RI	Rouxster Racing
4	#03	Ray Dona	NCF	9	6 Laps	13:42.302	58.450	Crossle 45/red	Rexxon Engineering

Announcements
Time Prov 1534 Time Final 1604

Margin of Victory	Avg. Speed	Best Lap Tm	Best Speed	Best Lap by
10.088	94.481	55.801	96.772	99 - Dexter Czuba

Joshua Underwood, Chief of Timing & Scoring

Orbits

Dave Faita, Chief Steward / Butch O'Connor, Chairman SOM

www.mylaps.com
Licensed to: NER, SCCA

NERRC Paddock Crawl Divisional

Lapchart


Grp 5 - FV,F5,FST,F6,FF,NCF

Lime Rock Classic 1.500 miles

Race 2 #17-RQ-4903-S

6/17/2017 02:40 PM

Race (18:00 or 15 Laps) started at 15:17:40



Competitors

Laps

	0	1	2	3	4	5	6	7	8	9	10	11	12	13	14	15
Glenn Taylor (93)	1	93	45	45	45	45	45	45	45	45	45	45	45	45	45	45
Kenneth Bouquillon (45)	2	45	93	93	93	93	93	93	93	93	93	11	11	11	11	11
Ray Dona (#03)	3	#03	#03	37	37	37	99	99	99	99	11	11	93	93	93	99
Dexter Czuba (99)	4	99	37	#03	99	99	37	37	11	11	99	99	99	99	99	93
Michael Rand (37)	5	37	99	99	11	11	11	11	37	37	37	37	37	37	37	37
Christopher Kierce (11)	6	11	44	11	#03	#03	36	36	36	36	36	44	44	44	44	44
Edward Callo (44)	7	44	11	44	44	44	44	#03	44	44	44	44	36	36	36	36
Steve Roux (36)	8	36	36	36	36	36	#03	44	#03	#03	42	42	42	42	42	42
Tom Venturino (42)	9	42	42	42	42	42	42	42	42	34	34	34	34	34	34	34
Chip Van Slyke (34)	10	34	34	34	34	34	34	34	34	33	33	33	33	33	33	33
Dan Grace (32)	11	32	33	33	33	33	33	33	33	#07	#07	#07	#07	#07	#07	23
Brian Kenney (24)	12	24	#07	#07	#07	#07	#07	#07	#07	23	23	23	23	23	23	#07
Tyler Reynolds (33)	13	33	24	24	24	23	23	23	23	61	61	61	61	61	61	61
Chris Barry (#07)	14	#07	61	61	61	61	61	61	61	24	24	24	24	24	24	24
Kevin O'Day (75)	15	75	71	71	23	24	24	24	24	71	71	71	32	32	32	32
Walter Popiak (61)	16	61	23	23	71	71	71	71	71	32	32	32	71	71	71	71
Jeffrey Adams (71)	17	71	75	75	75	75	32	32	32	32	75	75	75	75	75	75
Thomas Galuardi (20)	18	20	20	20	20	32	75	75	75	75	20	20	20	20	20	20
Christopher Zarzycki (23)	19	23	69	69	32	20	20	20	20	20	69	69	69	69	69	69
Afzal Bashir (69)	20	69	32	32	69	69	69	69	69	69	#03	#03	#03	#03	#03	#03
-	21															



**New England Region
NERRC Paddock Crawl Divisional
Official Contingency Result**



NERRC Paddock Crawl Divisional


Grp 5 - FV,F5,FST,F6,FF,NCF

Lime Rock Classic 1.500 miles

Race 2 #17-RQ-4903-S

6/17/2017 02:40 PM

Race (18:00 or 15 Laps) started at 15:17:40



(45) Kenneth Bouquillon			10	58.331	+1.596	4	59.693	+1.182	(#07) Chris Barry			(71) Jeffrey Adams		
1	59.644	+3.487	11	59.184	+2.449	5	59.021	+0.510	1	1:08.535	+6.241	1	1:09.932	+5.256
2	56.968	+0.811	12	58.346	+1.611	6	59.806	+1.295	2	1:03.347	+1.053	2	1:05.176	+0.500
3	56.956	+0.799	13	57.283	+0.548	7	1:00.473	+1.962	3	1:03.598	+1.304	3	1:05.483	+0.807
4	56.157		14	56.735		8	1:00.159	+1.648	4	1:03.100	+0.806	4	1:05.015	+0.339
5	56.352	+0.195	15	56.957	+0.222	9	59.067	+0.556	5	1:02.910	+0.616	5	1:04.676	
6	56.997	+0.840	(37) Michael Rand			10	59.563	+1.052	6	1:02.834	+0.540	6	1:04.735	+0.059
7	56.865	+0.708	1	1:01.344	+4.892	11	1:00.746	+2.235	7	1:02.749	+0.455	7	1:06.901	+2.225
8	59.185	+3.028	2	57.568	+1.116	12	59.466	+0.955	8	1:02.294		8	1:07.516	+2.840
9	56.857	+0.700	3	57.535	+1.083	13	59.102	+0.591	9	1:04.067	+1.773	9	1:06.581	+1.905
10	57.932	+1.775	4	57.251	+0.799	14	58.511		10	1:03.272	+0.978	10	1:07.162	+2.486
11	56.989	+0.832	5	59.177	+2.725	15	58.817	+0.306	11	1:03.396	+1.102	11	1:06.726	+2.050
12	56.615	+0.458	6	57.609	+1.157	(34) Chip Van Slyke			12	1:03.058	+0.764	12	1:07.269	+2.593
13	56.631	+0.474	7	59.663	+3.211	1	1:03.255	+4.323	13	1:03.706	+1.412	13	1:06.095	+1.419
14	56.482	+0.325	8	56.664	+0.212	2	1:00.299	+1.367	(61) Walter Popiak			(75) Kevin O'Day		
15	56.686	+0.529	9	58.791	+2.339	3	58.932		1	1:09.378	+5.629	1	1:10.603	+3.577
(11) Christopher Kierce			10	57.383	+0.931	4	59.744	+0.812	2	1:04.985	+1.236	2	1:08.705	+1.679
1	1:02.094	+5.482	11	58.778	+2.326	5	59.302	+0.370	3	1:05.106	+1.357	3	1:08.276	+1.250
2	57.621	+1.009	12	58.532	+2.080	6	1:00.156	+1.224	4	1:05.167	+1.418	4	1:08.008	+0.982
3	57.109	+0.497	13	56.452		7	1:00.915	+1.983	5	1:03.749		5	1:09.498	+2.472
4	56.963	+0.351	14	56.847	+0.395	8	59.600	+0.668	6	1:04.465	+0.716	6	1:08.735	+1.709
5	58.955	+2.343	15	57.345	+0.893	9	59.167	+0.235	7	1:04.635	+0.886	7	1:07.927	+0.901
6	57.552	+0.940	(44) Edward Callo			10	1:00.043	+1.111	8	1:04.341	+0.592	8	1:07.685	+0.659
7	58.968	+2.356	1	1:01.973	+4.303	11	59.968	+1.036	9	1:05.155	+1.406	9	1:08.136	+1.110
8	56.755	+0.143	2	58.614	+0.944	12	1:00.141	+1.209	10	1:05.822	+2.073	10	1:08.102	+1.076
9	57.341	+0.729	3	57.670		13	1:00.152	+1.220	11	1:04.536	+0.787	11	1:07.717	+0.691
10	56.886	+0.274	4	58.374	+0.704	14	59.170	+0.238	12	1:05.334	+1.585	12	1:07.026	
11	58.060	+1.448	5	58.796	+1.126	15	59.219	+0.287	13	1:04.878	+1.129	13	1:08.197	+1.171
12	57.732	+1.120	6	59.158	+1.488	(33) Tyler Reynolds			14	1:05.047	+1.298	(20) Thomas Galuardi		
13	57.054	+0.442	7	58.282	+0.612	1	1:07.690	+5.085	(24) Brian Kenney			1	1:12.703	+2.822
14	56.612		8	58.435	+0.765	2	1:03.085	+0.480	1	1:09.594	+5.504	2	1:10.396	+0.515
15	56.940	+0.328	9	58.525	+0.855	3	1:03.250	+0.645	2	1:05.209	+1.119	3	1:09.881	
(99) Dexter Czuba			10	58.586	+0.916	4	1:03.343	+0.738	3	1:05.254	+1.164	4	1:10.423	+0.542
1	1:02.391	+6.590	11	58.371	+0.701	5	1:03.230	+0.625	4	1:05.725	+1.635	5	1:11.994	+2.113
2	57.815	+2.014	12	57.964	+0.294	6	1:02.924	+0.319	5	1:04.090		6	1:11.890	+2.009
3	56.981	+1.180	13	58.786	+1.116	7	1:02.947	+0.342	6	1:04.468	+0.378	7	1:10.002	+0.121
4	57.050	+1.249	14	58.190	+0.520	8	1:02.978	+0.373	7	1:04.743	+0.653	8	1:10.156	+0.275
5	58.728	+2.927	15	59.023	+1.353	9	1:02.728	+0.123	8	1:05.246	+1.156	9	1:14.116	+4.235
6	57.625	+1.824	(36) Steve Roux			10	1:02.608	+0.003	9	1:05.141	+1.051	10	1:10.153	+0.272
7	59.155	+3.354	1	1:02.536	+5.469	11	1:04.074	+1.469	10	1:06.551	+2.461	11	1:11.813	+1.932
8	56.776	+0.975	2	58.455	+1.388	12	1:02.605		11	1:05.410	+1.320	12	1:10.341	+0.460
9	58.281	+2.480	3	57.601	+0.534	13	1:02.788	+0.183	12	1:04.870	+0.780	p13	1:25.486	+15.605
10	58.066	+2.265	4	57.937	+0.870	14	1:04.167	+1.562	13	1:05.378	+1.288	(69) Afzal Bashir		
11	58.168	+2.367	5	58.101	+1.034	(23) Christopher Zarzycki			14	1:04.990	+0.900	1	1:15.467	+4.829
12	58.953	+3.152	6	57.952	+0.885	1	1:09.663	+7.552	(32) Dan Grace			2	1:11.094	+0.456
13	56.391	+0.590	7	57.946	+0.879	2	1:04.905	+2.794	1	1:25.995	+22.363	3	1:11.417	+0.779
14	56.382	+0.581	8	57.067		3	1:04.218	+2.107	2	1:04.442	+0.810	4	1:12.313	+1.675
15	55.801		9	57.711	+0.644	4	1:03.712	+1.601	3	1:04.443	+0.811	5	1:13.999	+3.361
(93) Glenn Taylor			10	57.307	+0.240	5	1:02.951	+0.840	4	1:04.655	+1.023	6	1:12.567	+1.929
1	59.798	+3.063	11	1:17.281	+20.214	6	1:03.091	+0.980	5	1:05.151	+1.519	7	1:10.638	
2	57.302	+0.567	12	59.421	+2.354	7	1:02.164	+0.053	6	1:05.494	+1.862	8	1:12.514	+1.876
3	57.188	+0.453	13	59.197	+2.130	8	1:02.111		7	1:04.728	+1.096	9	1:14.926	+4.288
4	57.107	+0.372	14	58.440	+1.373	9	1:02.484	+0.373	8	1:04.108	+0.476	10	1:14.202	+3.564
5	57.789	+1.054	15	58.363	+1.296	10	1:04.505	+2.394	9	1:04.633	+1.001	11	1:14.057	+3.419
6	57.970	+1.235	(42) Tom Venturino			12	1:02.317	+0.206	10	1:04.205	+0.573	12	1:13.390	+2.752
7	58.548	+1.813	1	1:03.422	+4.911	13	1:02.293	+0.182	11	1:03.632		(#03) Ray Dona		
8	58.460	+1.725	2	59.975	+1.464	14	1:02.442	+0.331	12	1:05.613	+1.981	1	1:01.581	+3.131
9	57.882	+1.147	3	59.036	+0.525				13	1:04.220	+0.588			

Joshua Underwood, Chief of Timing & Scoring

Orbits

Dave Faita, Chief Steward / Butch O'Connor, Chairman SOM

Joshua Underwood

www.mylaps.com
Licensed to: NER, SCCA



**New England Region
NERRC Paddock Crawl Divisional
Official Contingency Result**



NERRC Paddock Crawl Divisional

Grp 5 - FV,F5,FST,F6,FF,NCF

Lime Rock Classic 1.500 miles

Race 2 #17-RQ-4903-S

6/17/2017 02:40 PM

Race (18:00 or 15 Laps) started at 15:17:40

2	58.583	+0.133
3	58.652	+0.202
4	58.450	
5	58.910	+0.460
6	58.521	+0.071
7	1:00.901	+2.451
8	59.347	+0.897
p9	5:47.217	+4:48.767



Joshua Underwood, Chief of Timing & Scoring


Orbits

Dave Faita, Chief Steward / Butch O'Connor, Chairman SOM

www.mylaps.com
Licensed to: NER, SCCA



**New England Region
NERRC Paddock Crawl Divisional
Official Contingency Result**



NERRC Paddock Crawl Divisional

Sorted on Best Lap time

Grp 5 - FV,F5,FST,F6,FF,NCF

Lime Rock Classic 1.500 miles

Race 2 #17-RQ-4903-S

6/17/2017 02:40 PM

Race (18:00 or 15 Laps) started at 15:17:40

Pos	No.	Name	Class	Best Tm	Diff	Best Speed	In Lap	Make-Model	Sponsor
Not classified									
DNS	4	Richard LoDuca	F5			-	0	Invader QC-1/blue/	LoDuca Associates
FF									
1	99	Dexter Czuba	FF	55.801		96.772	15	Spectrum F1600/Bl	
2	45	Kenneth Bouquillon	FF	56.157	0.356	96.159	4	Mygale SJ11/Gray/	
3	11	Christopher Kierce	FF	56.612	0.811	95.386	14	Van Diemen/gray/y	
4	36	Steve Roux	FF	57.067	1.266	94.626	8	Wyvern SR1/Black/	
5	44	Edward Callo	FF	57.670	1.869	93.636	3	Bowman BC-5/Blue	RECON Internation
6	34	Chip Van Slyke	FF	58.932	3.131	91.631	3	Crossle 62F/Yellow	AM&O Racing Supp
FV									
1	23	Christopher Zarzycki	FV	1:02.111		86.941	8	Citation 93V/Yellow	
2	#07	Chris Barry	FV	1:02.294	0.183	86.686	8	citation Formula Ve	
3	33	Tyler Reynolds	FV	1:02.605	0.494	86.255	12	Citation/yellow	Quixote Racing
4	32	Dan Grace	FV	1:03.632	1.521	84.863	11	Citation 93V/Black	
5	61	Walter Popiak	FV	1:03.749	1.638	84.707	5	CITATION 95V/REI	LANGLAIS GROUP
6	24	Brian Kenney	FV	1:04.090	1.979	84.257	5	Speed Sport FV/Bl	Philly
7	71	Jeffrey Adams	FV	1:04.676	2.565	83.493	5	campbell motorspo	napa auto parts of
8	75	Kevin O'Day	FV	1:07.026	4.915	80.566	12	Caldwell D-13/Blue	O'Day Racing
9	20	Thomas Galuardi	FV	1:09.881	7.770	77.274	3	Barrcar 004/Red	AND/Barrtune Raci
10	69	Afzal Bashir	FV	1:10.638	8.527	76.446	7	Protoform P2/Whit	
NCF									
1	37	Michael Rand	NCF	56.452		95.656	13	Crossle 30F/red	Gus and Lucy
2	93	Glenn Taylor	NCF	56.735	0.283	95.179	14	Ford RHO1/black	
3	#03	Ray Dona	NCF	58.450	1.998	92.387	4	Crossle 45/red	Rexxon Engineerin
4	42	Tom Venturino	NCF	58.511	2.059	92.290	14	Ford Royale RP31/c	Rouxster Racing

Announcements

Time Prov 1534 Time Final 1604

Joshua Underwood, Chief of Timing & Scoring

Orbits

Dave Faita, Chief Steward / Butch O'Connor, Chairman SOM

www.mylaps.com
Licensed to: NER, SCCA



**New England Region
NERRC Paddock Crawl Divisional
Official Contingency Result**



NERRC Paddock Crawl Divisional

Sorted on Laps

Grp 6 - ITA,IT7,ITC,E-F-HP,GTL,BSpec

Lime Rock Classic 1.500 miles

Race 2 #17-RQ-4903-S

6/17/2017 03:05 PM

Race (18:00 or 15 Laps) started at 15:53:58

Pos	No.	Name	Class	Laps	Diff	Total Tm	Best Tm	Make-Model	Sponsor
1	91	Peter A.J. Tonelli	FP	14		14:31.488	1:01.166	Mazda Miata/γ	Driven Performance / V
2	17	Joseph A. Boruch III	EP	14	3.279	14:34.767	1:01.276	Honda S2000/	JAB Racing
3	67	Craig McHaffie	STL	14	3.481	14:34.969	1:00.540	Mazda MX5/re	Flatout Motorsports
4	99	Bob Dowie	GTL	14	18.420	14:49.908	1:02.176	Nissan 200SX/	Village Auto Works
5	13	David Gran	ITA	14	20.622	14:52.110	1:02.042	Mazda Miata/E	Kessler Engineering
6	56	Mike Frost	EP	14	22.644	14:54.132	1:02.502	BMW 328i/Gre	Vermont Eco Floors
7	87	Stephen Pope	ITA	14	23.146	14:54.634	1:02.807	Mazda Miata/F	Pope Design Group
8	25	Bud Jantz-Sell	EP	14	35.755	15:07.243	1:03.728	Datsun 240Z/c	Better Wheels
9	168	Brian Reilly	ITA	14	43.763	15:15.251	1:04.098	Mazda Miata	
10	14	Paul Dethier	FP	14	48.166	15:19.654	1:03.885	Mazda Miata/E	
11	23	Hugh McHaffie	STL	14	48.680	15:20.168	1:03.760	Mazda MX-5/R	Flatout Motorsports
12	71	Andrew Wickline	STL	14	59.578	15:31.066	1:05.224	Mazda Miata/F	Rosmar
13	117	Peter Tonelli II	STL	14	59.640	15:31.128	1:03.450	Mazda Miata/F	Westboro Toyota
14	170	Eric Maynard	ITA	13	1 Lap	14:42.139	1:06.752	Plymouth Lase	Stick it to'em Graphics
15	46	Johannes Krauss	HP	13	1 Lap	14:45.007	1:06.877	Volkswagen Sc	Hansa Rennen
16	47	Norman Latulippe	IT7	13	1 Lap	14:45.271	1:06.640	Mazda RX-7/R	Latulippe Brothers Inc
17	18	George Farrar	GTL	13	1 Lap	14:45.407	1:06.471	Mazda miata/t	HOT racing
18	79	R J Ford	EP	13	1 Lap	14:55.762	1:06.380	Mercury Capri	Litchfield Filling Station
19	82	Fred White	HP	13	1 Lap	15:00.704	1:06.004	Honda CRX/Re	Hoosier
20	90	Ryan Duke	STL	13	1 Lap	15:02.420	1:06.501	Mazda Miata/E	
21	3	Serge Lentz	IT7	13	1 Lap	15:03.665	1:07.736	Mazda RX7/Bl	Belgo-Am Racing
22	94	Jeff Knittel	HP	13	1 Lap	15:12.662	1:08.054	MG Midget/Bl	Chittenango Auto Repa
23	37	Raul Feliciano	IT7	13	1 Lap	15:30.082	1:09.418	Mazda RX-7/B	Wankel Works and GPF
24	0	Alex Hollenbeck	EP	13	1 Lap	15:30.300	1:09.357	Datsun 280Z/f	
25	43	Wendy Cappola	STL	13	1 Lap	15:30.731	1:08.325	Mazda 1994 M	She Racing Flatout Mc
26	114	Christopher S. Mosley	B-Spec	13	1 Lap	15:31.290	1:09.143	Honda Fit/Cop	
27	15	Richard Patullo	IT7	13	1 Lap	15:39.089	1:10.293	Mazda RX7/Ic	
28	81	JB Swan	EP					Mazda RX-7/bl	R&S Redco

Not classified

DNS	68	Jorge Santos	GTL		DNS			Nissan sentra/	
DNS	6	Laurent Fumex	FP		DNS			MG B/Blue	laurane medical
DNS	21	Dave Patten	FP		DNS			Datsun 510/W	FutoFab LLC

Announcements

New Track Record (1:09.143) for B-Spec by Christopher S. Mosley.
Time Prov 1611 Time Final 1641

Margin of Victory	Avg. Speed	Best Lap Tm	Best Speed	Best Lap by
3.279	86.748	1:00.540	89.197	67 - Craig McHaffie

Joshua Underwood, Chief of Timing & Scoring

Orbits

Dave Faita, Chief Steward / Butch O'Connor, Chairman SOM

www.mylaps.com
Licensed to: NER, SCCA



**New England Region
NERRC Paddock Crawl Divisional
Official Contingency Result**



NERRC Paddock Crawl Divisional

Sorted on Laps

Grp 6 - ITA,IT7,ITC,E-F-HP,GTL,BSpec

Lime Rock Classic 1.500 miles

Race 2 #17-RQ-4903-S

6/17/2017 03:05 PM

Race (18:00 or 15 Laps) started at 15:53:58

Pos	No.	Name	Class	Laps	Diff	Total Tm	Best Tm	Make-Model	Sponsor
B-Spec									
1	114	Christopher S. Mosley	B-Spec	13		15:31.290	1:09.143	Honda Fit/Cop	
EP									
1	17	Joseph A. Boruch III	EP	14		14:34.767	1:01.276	Honda S2000/	JAB Racing
2	56	Mike Frost	EP	14	19.365	14:54.132	1:02.502	BMW 328i/Gre	Vermont Eco Floors
3	25	Bud Jantz-Sell	EP	14	32.476	15:07.243	1:03.728	Datsun 240Z/c	Better Wheels
4	79	R J Ford	EP	13	1 Lap	14:55.762	1:06.380	Mercury Capri,	Litchfield Filling Station
5	0	Alex Hollenbeck	EP	13	1 Lap	15:30.300	1:09.357	Datsun 280Z/f	
6	81	JB Swan	EP					Mazda RX-7/bl	R&S Redco
FP									
1	91	Peter A.J. Tonelli	FP	14		14:31.488	1:01.166	Mazda Miata/y	Driven Performance / v
2	14	Paul Dethier	FP	14	48.166	15:19.654	1:03.885	Mazda Miata/E	
Not classified									
DNS	6	Laurent Fumex	FP		DNS			MG B/Blue	laurane medical
DNS	21	Dave Patten	FP		DNS			Datsun 510/W	FutoFab LLC
GTL									
1	99	Bob Dowie	GTL	14		14:49.908	1:02.176	Nissan 200SX/	Village Auto Works
2	18	George Farrar	GTL	13	1 Lap	14:45.407	1:06.471	Mazda miata/t	HOT racing
Not classified									
DNS	68	Jorge Santos	GTL		DNS			Nissan sentra/	
HP									
1	46	Johannes Krauss	HP	13		14:45.007	1:06.877	Volkswagen Sc	Hansa Rennen
2	82	Fred White	HP	13	15.697	15:00.704	1:06.004	Honda CRX/Rc	Hoosier
3	94	Jeff Knittel	HP	13	27.655	15:12.662	1:08.054	MG Midget/Blu	Chittenango Auto Repa
IT7									

Announcements

New Track Record (1:09.143) for B-Spec by Christopher S. Mosley.
Time Prov 1611 Time Final 1641

Margin of Victory	Avg. Speed	Best Lap Tm	Best Speed	Best Lap by
3.279	86.748	1:00.540	89.197	67 - Craig McHaffie

Joshua Underwood, Chief of Timing & Scoring

Orbits

Dave Faita, Chief Steward / Butch O'Connor, Chairman SOM

www.mylaps.com
Licensed to: NER, SCCA
Page 1/2



**New England Region
NERRC Paddock Crawl Divisional
Official Contingency Result**



NERRC Paddock Crawl Divisional

Sorted on Laps

Grp 6 - ITA,IT7,ITC,E-F-HP,GTL,BSpec

Lime Rock Classic 1.500 miles

Race 2 #17-RQ-4903-S

6/17/2017 03:05 PM

Race (18:00 or 15 Laps) started at 15:53:58

Pos	No.	Name	Class	Laps	Diff	Total Tm	Best Tm	Make-Model	Sponsor
1	47	Norman Latulippe	IT7	13		14:45.271	1:06.640	Mazda RX-7/R	Latulippe Brothers Inc
2	3	Serge Lentz	IT7	13	18.394	15:03.665	1:07.736	Mazda RX7/Bl	Belgo-Am Racing
3	37	Raul Feliciano	IT7	13	44.811	15:30.082	1:09.418	Mazda RX-7/B	Wankel Works and GPF
4	15	Richard Patullo	IT7	13	53.818	15:39.089	1:10.293	Mazda RX7/Ic	

ITA

1	13	David Gran	ITA	14		14:52.110	1:02.042	Mazda Miata/E	Kessler Engineering
2	87	Stephen Pope	ITA	14	2.524	14:54.634	1:02.807	Mazda Miata/F	Pope Design Group
3	168	Brian Reilly	ITA	14	23.141	15:15.251	1:04.098	Mazda Miata	
4	170	Eric Maynard	ITA	13	1 Lap	14:42.139	1:06.752	Plymouth Lase	Stick it to'em Graphics

STL

1	67	Craig McHaffie	STL	14		14:34.969	1:00.540	Mazda MX5/re	Flatout Motorsports
2	23	Hugh McHaffie	STL	14	45.199	15:20.168	1:03.760	Mazda MX-5/R	Flatout Motorsports
3	71	Andrew Wickline	STL	14	56.097	15:31.066	1:05.224	Mazda Miata/F	Rosmar
4	117	Peter Tonelli II	STL	14	56.159	15:31.128	1:03.450	Mazda Miata/F	Westboro Toyota
5	90	Ryan Duke	STL	13	1 Lap	15:02.420	1:06.501	Mazda Miata/E	
6	43	Wendy Cappola	STL	13	1 Lap	15:30.731	1:08.325	Mazda 1994 M	She Racing Flatout Mc

Announcements

New Track Record (1:09.143) for B-Spec by Christopher S. Mosley.
Time Prov 1611 Time Final 1641

Margin of Victory	Avg. Speed	Best Lap Tm	Best Speed	Best Lap by
3.279	86.748	1:00.540	89.197	67 - Craig McHaffie

Joshua Underwood, Chief of Timing & Scoring

Orbits

Dave Faita, Chief Steward / Butch O'Connor, Chairman SOM

www.mylaps.com
Licensed to: NER, SCCA

NERRC Paddock Crawl Divisional

Lapchart


Grp 6 - ITA,IT7,ITC,E-F-HP,GTL,BSpec

Lime Rock Classic 1.500 miles

Race 2 #17-RQ-4903-S

6/17/2017 03:05 PM

Race (18:00 or 15 Laps) started at 15:53:58



Competitors	Laps														
	0	1	2	3	4	5	6	7	8	9	10	11	12	13	14
Joseph A. Boruch III (17)	1	17	17	17	91	91	91	91	91	91	91	91	91	91	91
Mike Frost (56)	2	56	91	91	17	17	17	17	17	17	17	17	17	17	17
Peter A.J. Tonelli (91)	3	91	56	56	56	56	56	67	67	67	67	67	67	67	67
Bob Dowie (99)	4	99	99	99	99	99	99	56	99	99	99	99	99	99	99
Stephen Pope (87)	5	87	87	87	87	87	13	67	99	56	56	56	13	13	13
Brian Reilly (168)	6	168	168	13	13	13	87	13	13	13	13	13	56	56	56
David Gran (13)	7	13	13	14	14	67	67	87	87	87	87	87	87	87	87
Paul Dethier (14)	8	14	14	168	168	14	168	25	25	25	25	25	25	25	25
Eric Maynard (170)	9	170	25	25	67	168	25	168	168	168	168	168	168	168	168
Bud Jantz-Sell (25)	10	25	170	67	25	25	14	14	14	14	14	14	14	14	14
Andrew Wickline (71)	11	71	71	71	71	71	71	71	23	23	23	23	23	23	23
Johannes Krauss (46)	12	46	67	170	170	23	23	23	23	117	117	117	71	71	71
George Farrar (18)	13	18	46	23	23	170	117	117	117	71	71	71	117	117	117
Norman Latulippe (47)	14	47	18	46	117	117	170	170	170	170	170	170	170	170	170
Serge Lentz (3)	15	3	23	18	46	46	46	46	46	46	46	46	46	46	46
Hugh McHaffie (23)	16	23	47	117	18	18	18	18	47	47	47	47	47	47	47
R J Ford (79)	17	79	79	47	47	47	47	47	79	79	79	18	18	18	18
Peter Tonelli II (117)	18	117	117	79	79	79	79	79	79	18	18	18	79	79	79
Alex Hollenbeck (0)	19	0	3	3	3	3	3	3	3	3	3	3	3	3	82
Craig McHaffie (67)	20	67	37	37	37	90	90	90	90	90	90	82	82	82	90
Raul Feliciano (37)	21	37	0	90	90	37	82	82	82	82	82	90	90	90	3
Jeff Knittel (94)	22	94	90	94	82	82	37	37	94	94	94	94	94	94	94
Ryan Duke (90)	23	90	94	82	94	94	94	37	37	37	37	37	37	37	37
Richard Patullo (15)	24	15	114	114	114	114	0	0	0	0	0	0	0	0	0
Christopher S. Mosley (114)	25	114	82	0	0	0	114	114	114	114	114	114	43	114	43
Fred White (82)	26	82	15	15	15	15	15	43	43	43	43	43	114	43	114
Wendy Cappola (43)	27	43	43	43	43	43	43	15	15	15	15	15	15	15	15
-	28														
-	29														
-	30														

Joshua Underwood, Chief of Timing & Scoring

Orbits

Dave Faita, Chief Steward / Butch O'Connor, Chairman SOM

www.mylaps.com
Licensed to: NER, SCCA



**New England Region
NERRC Paddock Crawl Divisional
Official Contingency Result**



NERRC Paddock Crawl Divisional

Grp 6 - ITA,IT7,ITC,E-F-HP,GTL,BSpec

Lime Rock Classic 1.500 miles

Race 2 #17-RQ-4903-S

6/17/2017 03:05 PM

Race (18:00 or 15 Laps) started at 15:53:58

(91) Peter A.J. Tonelli	13 1:03.986 +1.810	11 1:05.376 +1.648	9 1:05.487 +0.263	9 1:08.596 +1.956
1 1:03.139 +1.973	14 1:03.542 +1.366	12 1:03.930 +0.202	10 1:06.416 +1.192	10 1:07.220 +0.580
2 1:02.071 +0.905	(13) David Gran	13 1:04.210 +0.482	11 1:07.265 +2.041	11 1:08.177 +1.537
3 1:01.249 +0.083	1 1:05.973 +3.931	14 1:05.183 +1.455	12 1:06.170 +0.946	12 1:06.640
4 1:01.271 +0.105	2 1:04.411 +2.369	(168) Brian Reilly	13 1:05.929 +0.705	13 1:06.982 +0.342
5 1:01.166	3 1:02.601 +0.559	1 1:06.197 +2.099	14 1:07.482 +2.258	(18) George Farrar
6 1:01.586 +0.420	4 1:02.042	2 1:06.250 +2.152	(117) Peter Tonelli II	1 1:10.125 +3.654
7 1:02.904 +1.738	5 1:03.792 +1.750	3 1:04.422 +0.324	1 1:12.151 +8.701	2 1:09.056 +2.585
8 1:02.649 +1.483	6 1:02.145 +0.103	4 1:04.459 +0.361	2 1:06.733 +3.283	3 1:08.434 +1.963
9 1:01.923 +0.757	7 1:02.661 +0.619	5 1:04.217 +0.119	3 1:06.315 +2.865	4 1:07.073 +0.602
10 1:02.459 +1.293	8 1:04.143 +2.101	6 1:05.780 +1.682	4 1:04.932 +1.482	5 1:07.122 +0.651
11 1:02.918 +1.752	9 1:04.917 +2.875	7 1:05.157 +1.059	5 1:04.126 +0.676	6 1:07.411 +0.940
12 1:04.226 +3.060	10 1:04.436 +2.394	8 1:04.375 +0.277	6 1:03.450	7 1:07.077 +0.606
13 1:01.616 +0.450	11 1:03.704 +1.662	9 1:04.118 +0.020	7 1:03.955 +0.505	8 1:08.381 +1.910
14 1:01.703 +0.537	12 1:02.536 +0.494	10 1:04.524 +0.426	8 1:04.846 +1.396	9 1:08.353 +1.882
(17) Joseph A. Boruch III	13 1:02.686 +0.644	11 1:05.688 +1.590	9 1:03.547 +0.097	10 1:07.007 +0.536
1 1:03.454 +2.178	14 1:04.086 +2.044	12 1:09.939 +5.841	10 1:04.500 +1.050	11 1:07.912 +1.441
2 1:02.198 +0.922	(56) Mike Frost	13 1:04.423 +0.325	11 1:18.143 +14.693	12 1:06.471
3 1:01.790 +0.514	1 1:04.192 +1.690	14 1:04.098	12 1:04.802 +1.352	13 1:06.941 +0.470
4 1:01.276	2 1:02.502	(14) Paul Dethier	13 1:04.472 +1.022	(79) R J Ford
5 1:01.824 +0.548	3 1:03.282 +0.780	1 1:06.143 +2.258	14 1:04.335 +0.885	1 1:11.250 +4.870
6 1:01.860 +0.584	4 1:03.705 +1.203	2 1:05.602 +1.717	(170) Eric Maynard	2 1:08.884 +2.504
7 1:03.211 +1.935	5 1:04.082 +1.580	3 1:03.885	1 1:09.342 +2.590	3 1:07.751 +1.371
8 1:02.248 +0.972	6 1:03.555 +1.053	4 1:04.925 +1.040	2 1:07.799 +1.047	4 1:07.387 +1.007
9 1:02.274 +0.998	7 1:03.184 +0.682	5 1:05.507 +1.622	3 1:06.752	5 1:06.380
10 1:03.485 +2.209	8 1:04.422 +1.920	6 1:04.972 +1.087	4 1:08.678 +1.926	6 1:07.332 +0.952
11 1:01.897 +0.621	9 1:05.066 +2.564	7 1:05.403 +1.518	5 1:07.133 +0.381	7 1:07.247 +0.867
12 1:04.548 +3.272	10 1:03.982 +1.480	8 1:04.402 +0.517	6 1:07.211 +0.459	8 1:06.795 +0.415
13 1:02.475 +1.199	11 1:04.373 +1.871	9 1:04.129 +0.244	7 1:07.778 +1.026	9 1:08.710 +2.330
14 1:02.227 +0.951	12 1:03.274 +0.772	10 1:05.117 +1.232	8 1:07.405 +0.653	10 1:07.068 +0.688
(67) Craig McHaffie	13 1:04.548 +2.046	11 1:05.017 +1.132	9 1:07.577 +0.825	11 1:15.039 +8.659
1 1:08.056 +7.516	14 1:03.498 +0.996	12 1:09.730 +5.845	10 1:07.319 +0.567	12 1:06.878 +0.498
2 1:02.707 +2.167	(87) Stephen Pope	13 1:05.821 +1.936	11 1:07.151 +0.399	13 1:10.242 +3.862
3 1:02.688 +2.148	1 1:04.763 +1.956	14 1:06.816 +2.931	12 1:08.668 +1.916	(82) Fred White
4 1:02.194 +1.654	2 1:03.742 +0.935	(23) Hugh McHaffie	13 1:07.083 +0.331	1 1:16.555 +10.551
5 1:00.843 +0.303	3 1:03.212 +0.405	1 1:10.096 +6.336	(46) Johannes Krauss	2 1:09.514 +3.510
6 1:00.642 +0.102	4 1:03.772 +0.965	2 1:07.400 +3.640	1 1:10.754 +3.877	3 1:10.566 +4.562
7 1:01.659 +1.119	5 1:03.907 +1.100	3 1:04.506 +0.746	2 1:09.257 +2.380	4 1:09.823 +3.819
8 1:01.417 +0.877	6 1:04.529 +1.722	4 1:06.072 +2.312	3 1:08.008 +1.131	5 1:08.703 +2.699
9 1:03.011 +2.471	7 1:03.993 +1.186	5 1:04.926 +1.166	4 1:06.882 +0.005	6 1:07.576 +1.572
10 1:01.251 +0.711	8 1:03.401 +0.594	6 1:04.076 +0.316	5 1:07.239 +0.362	7 1:07.293 +1.289
11 1:02.314 +1.774	9 1:04.117 +1.310	7 1:04.146 +0.386	6 1:07.620 +0.743	8 1:06.868 +0.864
12 1:00.600 +0.060	10 1:04.375 +1.568	8 1:04.755 +0.995	7 1:07.212 +0.335	9 1:06.004
13 1:01.305 +0.765	11 1:02.807	9 1:03.997 +0.237	8 1:07.220 +0.343	10 1:07.488 +1.484
(99) Bob Dowie	12 1:03.090 +0.283	10 1:04.265 +0.505	9 1:08.645 +1.768	11 1:07.488 +1.484
1 1:04.954 +2.778	13 1:04.128 +1.321	11 1:05.204 +1.444	10 1:07.151 +0.274	12 1:07.724 +1.720
2 1:02.762 +0.586	14 1:03.378 +0.571	12 1:05.796 +2.036	11 1:07.974 +1.097	13 1:08.399 +2.395
3 1:02.176	(25) Bud Jantz-Sell	13 1:06.421 +2.661	12 1:06.988 +0.111	(90) Ryan Duke
4 1:03.854 +1.678	1 1:07.921 +4.193	14 1:03.760	13 1:06.877	1 1:15.763 +9.262
5 1:03.924 +1.748	2 1:04.401 +0.673	(71) Andrew Wickline	(47) Norman Latulippe	2 1:09.913 +3.412
6 1:03.605 +1.429	3 1:04.225 +0.497	1 1:08.833 +3.609	1 1:10.516 +3.876	3 1:10.509 +4.008
7 1:03.217 +1.041	4 1:04.389 +0.661	2 1:06.388 +1.164	2 1:08.839 +2.199	4 1:08.530 +2.029
8 1:03.269 +1.093	5 1:04.010 +0.282	3 1:05.637 +0.413	3 1:08.488 +1.848	5 1:08.737 +2.236
9 1:04.786 +2.610	6 1:04.561 +0.833	4 1:05.642 +0.418	4 1:07.203 +0.563	6 1:07.482 +0.981
10 1:02.414 +0.238	7 1:04.711 +0.983	5 1:05.595 +0.371	5 1:06.691 +0.051	7 1:07.335 +0.834
11 1:02.191 +0.015	8 1:03.728	6 1:05.690 +0.466	6 1:07.407 +0.767	8 1:07.954 +1.453
12 1:04.258 +2.082	9 1:03.830 +0.102	7 1:05.224	7 1:07.131 +0.491	9 1:06.501
	10 1:04.013 +0.285	8 1:06.366 +1.142	8 1:06.938 +0.298	10 1:08.503 +2.002

Joshua Underwood, Chief of Timing & Scoring

Orbits

Dave Faita, Chief Steward / Butch O'Connor, Chairman SOM

Joshua Underwood

www.mylaps.com

Licensed to: NER, SCCA



New England Region
 NERRC Paddock Crawl Divisional
 Official Contingency Result



NERRC Paddock Crawl Divisional

Grp 6 - ITA,IT7,ITC,E-F-HP,GTL,BSpec

Lime Rock Classic 1.500 miles

Race 2 #17-RQ-4903-S

6/17/2017 03:05 PM

Race (18:00 or 15 Laps) started at 15:53:58

11	1:08.337	+1.836	13	1:11.032	+1.675
12	1:08.706	+2.205			
13	1:08.239	+1.738			

<u>(43) Wendy Cappola</u>					
1	1:16.197	+7.872	1	1:16.195	+7.052
2	1:12.368	+4.043	2	1:10.719	+1.576
3	1:11.320	+2.995	3	1:10.927	+1.784
4	1:10.615	+2.290	4	1:11.281	+2.138
5	1:10.539	+2.214	5	1:11.702	+2.559
6	1:09.803	+1.478	6	1:09.919	+0.776
7	1:09.222	+0.897	7	1:09.844	+0.701
8	1:11.163	+2.838	8	1:10.366	+1.223
9	1:08.325		9	1:10.076	+0.933
10	1:11.396	+3.071	10	1:11.250	+2.107
11	1:12.305	+3.980	11	1:12.547	+3.404
12	1:09.248	+0.923	12	1:09.143	
13	1:10.350	+2.025	13	1:10.956	+1.813

<u>(114) Christopher S. Mosley</u>					
1	1:16.197	+7.872	1	1:16.195	+7.052
2	1:12.368	+4.043	2	1:10.719	+1.576
3	1:11.320	+2.995	3	1:10.927	+1.784
4	1:10.615	+2.290	4	1:11.281	+2.138
5	1:10.539	+2.214	5	1:11.702	+2.559
6	1:09.803	+1.478	6	1:09.919	+0.776
7	1:09.222	+0.897	7	1:09.844	+0.701
8	1:11.163	+2.838	8	1:10.366	+1.223
9	1:08.325		9	1:10.076	+0.933
10	1:11.396	+3.071	10	1:11.250	+2.107
11	1:12.305	+3.980	11	1:12.547	+3.404
12	1:09.248	+0.923	12	1:09.143	
13	1:10.350	+2.025	13	1:10.956	+1.813

<u>(94) Jeff Knittel</u>					
1	1:16.502	+8.448	1	1:16.195	+7.052
2	1:10.200	+2.146	2	1:10.719	+1.576
3	1:11.144	+3.090	3	1:10.927	+1.784
4	1:10.133	+2.079	4	1:11.281	+2.138
5	1:08.777	+0.723	5	1:11.702	+2.559
6	1:11.008	+2.954	6	1:09.919	+0.776
7	1:08.501	+0.447	7	1:09.844	+0.701
8	1:08.947	+0.893	8	1:10.366	+1.223
9	1:08.489	+0.435	9	1:10.076	+0.933
10	1:08.311	+0.257	10	1:11.250	+2.107
11	1:08.130	+0.076	11	1:12.547	+3.404
12	1:08.580	+0.526	12	1:09.143	
13	1:08.054		13	1:10.956	+1.813

<u>(15) Richard Patullo</u>					
1	1:17.867	+7.574	1	1:16.195	+7.052
2	1:12.223	+1.930	2	1:10.719	+1.576
3	1:11.362	+1.069	3	1:10.927	+1.784
4	1:10.730	+0.437	4	1:11.281	+2.138
5	1:10.594	+0.301	5	1:11.702	+2.559
6	1:12.978	+2.685	6	1:09.919	+0.776
7	1:12.592	+2.299	7	1:09.844	+0.701
8	1:10.794	+0.501	8	1:10.366	+1.223
9	1:10.697	+0.404	9	1:10.076	+0.933
10	1:10.942	+0.649	10	1:11.250	+2.107
11	1:10.864	+0.571	11	1:12.547	+3.404
12	1:11.020	+0.727	12	1:09.143	
13	1:10.293		13	1:10.956	+1.813

<u>(0) Alex Hollenbeck</u>					
1	1:16.406	+7.049	1	1:16.195	+7.052
2	1:12.618	+3.261	2	1:10.719	+1.576
3	1:10.434	+1.077	3	1:10.927	+1.784
4	1:11.053	+1.696	4	1:11.281	+2.138
5	1:09.918	+0.561	5	1:11.702	+2.559
6	1:09.827	+0.470	6	1:09.919	+0.776
7	1:09.357		7	1:09.844	+0.701
8	1:11.010	+1.653	8	1:10.366	+1.223
9	1:10.469	+1.112	9	1:10.076	+0.933
10	1:10.509	+1.152	10	1:11.250	+2.107
11	1:11.171	+1.814	11	1:12.547	+3.404
12	1:11.373	+2.016	12	1:09.143	

Joshua Underwood, Chief of Timing & Scoring

Orbits


Dave Faita, Chief Steward / Butch O'Connor, Chairman SOM

Joshua Underwood

www.mylaps.com
 Licensed to: NER, SCCA



**New England Region
NERRC Paddock Crawl Divisional
Official Contingency Result**



NERRC Paddock Crawl Divisional

Sorted on Best Lap time

Grp 6 - ITA,IT7,ITC,E-F-HP,GTL,BSpec

Lime Rock Classic 1.500 miles

Race 2 #17-RQ-4903-S

6/17/2017 03:05 PM

Race (18:00 or 15 Laps) started at 15:53:58

Pos	No.	Name	Class	Best Tm	Diff	Best Speed	In Lap	Make-Model	Sponsor
B-Spec									
1	114	Christopher S. Mosley	B-Spec	1:09.143		78.099	12	Honda Fit/Copper	
EP									
1	17	Joseph A. Boruch III	EP	1:01.276		88.126	4	Honda S2000/Yello	JAB Racing
2	56	Mike Frost	EP	1:02.502	1.226	86.397	2	BMW 328i/Green	Vermont Eco Floor
3	25	Bud Jantz-Sell	EP	1:03.728	2.452	84.735	8	Datsun 240Z/oranç	Better Wheels
4	79	R J Ford	EP	1:06.380	5.104	81.350	5	Mercury Capri/whit	Litchfield Filling Sta
5	0	Alex Hollenbeck	EP	1:09.357	8.081	77.858	7	Datsun 280Z/Red	
6	81	JB Swan	EP			-	0	Mazda RX-7/blue	R&S Redco
FP									
1	91	Peter A.J. Tonelli	FP	1:01.166		88.284	5	Mazda Miata/Yellow	Driven Performanc
2	14	Paul Dethier	FP	1:03.885	2.719	84.527	3	Mazda Miata/Blue	
Not classified									
DNS	6	Laurent Fumex	FP			-	0	MG B/Blue	laurane medical
DNS	21	Dave Patten	FP			-	0	Datsun 510/White/	FutoFab LLC
GTL									
1	99	Bob Dowie	GTL	1:02.176		86.850	3	Nissan 200SX/Yello	Village Auto Works
2	18	George Farrar	GTL	1:06.471	4.295	81.238	12	Mazda miata/blue	HOT racing
Not classified									
DNS	68	Jorge Santos	GTL			-	0	Nissan sentra/yello	
HP									
1	82	Fred White	HP	1:06.004		81.813	9	Honda CRX/Red/W	Hoosier
2	46	Johannes Krauss	HP	1:06.877	0.873	80.745	13	Volkswagen Scirocc	Hansa Rennen
3	94	Jeff Knittel	HP	1:08.054	2.050	79.349	13	MG Midget/Blue	Chittenango Auto F
IT7									
1	47	Norman Latulippe	IT7	1:06.640		81.032	12	Mazda RX-7/Red/Si	Latulippe Brothers
2	3	Serge Lentz	IT7	1:07.736	1.096	79.721	8	Mazda RX7/Bl/yl/re	Belgo-Am Racing
3	37	Raul Feliciano	IT7	1:09.418	2.778	77.790	5	Mazda RX-7/Blue	Wankel Works and
4	15	Richard Patullo	IT7	1:10.293	3.653	76.821	13	Mazda RX7/Ice blu	
ITA									
1	13	David Gran	ITA	1:02.042		87.038	4	Mazda Miata/Black	Kessler Engineering

Announcements

New Track Record (1:09.143) for B-Spec by Christopher S. Mosley.
Time Prov 1611 Time Final 1641

Joshua Underwood, Chief of Timing & Scoring

Orbits

Dave Faita, Chief Steward / Butch O'Connor, Chairman SOM

Joshua Underwood

www.mylaps.com
Licensed to: NER, SCCA



**New England Region
NERRC Paddock Crawl Divisional
Official Contingency Result**



NERRC Paddock Crawl Divisional

Sorted on Best Lap time

Grp 6 - ITA,IT7,ITC,E-F-HP,GTL,BSpec

Lime Rock Classic 1.500 miles

Race 2 #17-RQ-4903-S

6/17/2017 03:05 PM

Race (18:00 or 15 Laps) started at 15:53:58

Pos	No.	Name	Class	Best Tm	Diff	Best Speed	In Lap	Make-Model	Sponsor
2	87	Stephen Pope	ITA	1:02.807	0.765	85.978	11	Mazda Miata/Red/E	Pope Design Group
3	168	Brian Reilly	ITA	1:04.098	2.056	84.246	14	Mazda Miata	
4	170	Eric Maynard	ITA	1:06.752	4.710	80.896	3	Plymouth Laser/rec	Stick it to'em Grapl

STL

1	67	Craig McHaffie	STL	1:00.540		89.197	14	Mazda MX5/red	Flatout Motorsport:
2	117	Peter Tonelli II	STL	1:03.450	2.910	85.106	6	Mazda Miata/Red/E	Westboro Toyota
3	23	Hugh McHaffie	STL	1:03.760	3.220	84.693	14	Mazda MX-5/Red a	Flatout Motorsport:
4	71	Andrew Wickline	STL	1:05.224	4.684	82.792	7	Mazda Miata/Red	Rosmar
5	90	Ryan Duke	STL	1:06.501	5.961	81.202	9	Mazda Miata/Blue/l	
6	43	Wendy Cappola	STL	1:08.325	7.785	79.034	9	Mazda 1994 Miata/	She Racing Flatou

Announcements

New Track Record (1:09.143) for B-Spec by Christopher S. Mosley.
Time Prov 1611 Time Final 1641

Joshua Underwood, Chief of Timing & Scoring


Orbits

Dave Faita, Chief Steward / Butch O'Connor, Chairman SOM

www.mylaps.com
Licensed to: NER, SCCA



**New England Region
NERRC Paddock Crawl Divisional
Official Contingency Result**



NERRC Paddock Crawl Divisional

Sorted on Laps

Grp 7 - FA-B-C-E-M,CFC,P1-2,ASR,FS

Lime Rock Classic 1.500 miles

Race 2 #17-RQ-4903-S

6/17/2017 03:30 PM

Race (18:00 or 15 Laps) started at 16:19:53

Pos	No.	Name	Class	Laps	Diff	Total Tm	Best Tm	Make-Model	Sponsor
1	17	Kevin Boeckle	FA	15		13:09.527	51.310	Rault R240-41	calasanz
2	42	Joseph Rodomista	P1	15	37.058	13:46.585	54.064	Ligier JS49/WI	
3	48	Alex Tollefsen	FC	15	37.460	13:46.987	54.023	Van Diemen R	Tollefsen Racing
4	#08	William Crowley	P1	15	45.472	13:54.999	54.421	Ligier JS 49/w	Joseph Rodomista Raci
5	4	Michael Gould	FC	14	1 Lap	13:51.861	57.817	Van Diemen R	Gould VanDiemen Ford
Not classified									
DNS	3	Gary Hutchinson	P2		DNS			Radical SR3 R!	Accurate Air Technolog

Announcements

Time Prov 1634 Time Final 1704

Margin of Victory	Avg. Speed	Best Lap Tm	Best Speed	Best Lap by
37.058	102.593	51.310	105.243	17 - Kevin Boeckle

Joshua Underwood, Chief of Timing & Scoring

Orbits

Dave Faita, Chief Steward / Butch O'Connor, Chairman SOM

www.mylaps.com
Licensed to: NER, SCCA



**New England Region
NERRC Paddock Crawl Divisional
Official Contingency Result**



NERRC Paddock Crawl Divisional

Sorted on Laps

Grp 7 - FA-B-C-E-M,CFC,P1-2,ASR,FS

Lime Rock Classic 1.500 miles

Race 2 #17-RQ-4903-S

6/17/2017 03:30 PM

Race (18:00 or 15 Laps) started at 16:19:53

Pos	No.	Name	Class	Laps	Diff	Total Tm	Best Tm	Make-Model	Sponsor
FA									
1	17	Kevin Boeckle	FA	15		13:09.527	51.310	Rault R240-41	calasanz
FC									
1	48	Alex Tollefsen	FC	15		13:46.987	54.023	Van Diemen R	Tollefsen Racing
2	4	Michael Gould	FC	14	1 Lap	13:51.861	57.817	Van Diemen R	Gould VanDiemen Ford
P1									
1	42	Joseph Rodomista	P1	15		13:46.585	54.064	Ligier JS49/WI	
2	#08	William Crowley	P1	15	8.414	13:54.999	54.421	Ligier JS 49/w	Joseph Rodomista Raci
Not classified									
DNS	3	Gary Hutchinson	P2					Radical SR3 R!	Accurate Air Technolog

Announcements
Time Prov 1634 Time Final 1704

Margin of Victory	Avg. Speed	Best Lap Tm	Best Speed	Best Lap by
37.058	102.593	51.310	105.243	17 - Kevin Boeckle

Joshua Underwood, Chief of Timing & Scoring

Orbits

Dave Faita, Chief Steward / Butch O'Connor, Chairman SOM

www.mylaps.com
Licensed to: NER, SCCA

NERRC Paddock Crawl Divisional

Lapchart


Grp 7 - FA-B-C-E-M,CFC,P1-2,ASR,FS

Lime Rock Classic 1.500 miles

Race 2 #17-RQ-4903-S

6/17/2017 03:30 PM

Race (18:00 or 15 Laps) started at 16:19:53



Competitors

Laps

	0	1	2	3	4	5	6	7	8	9	10	11	12	13	14	15
Joseph Rodomista (42)	1	42	17	17	17	17	17	17	17	17	17	17	17	17	17	17
Kevin Boeckle (17)	2	17	42	42	42	42	42	42	42	42	42	42	42	42	42	42
Alex Tollefsen (48)	3	48	48	48	48	48	48	48	48	48	48	48	48	48	48	48
William Crowley (#08)	4	#08	#08	#08	#08	#08	#08	#08	#08	#08	#08	#08	#08	#08	#08	#08
Michael Gould (4)	5	4	4	4	4	4	4	4	4	4	4	4	4	4	4	4
-	6															



**New England Region
NERRC Paddock Crawl Divisional
Official Contingency Result**



NERRC Paddock Crawl Divisional

Grp 7 - FA-B-C-E-M,CFC,P1-2,ASR,FS

Lime Rock Classic 1.500 miles

Race 2 #17-RQ-4903-S

6/17/2017 03:30 PM

Race (18:00 or 15 Laps) started at 16:19:53

(17) Kevin Boeckle	10	55.774	+1.353			
1	57.503	+6.193	11	55.662	+1.241	
2	53.342	+2.032	12	54.476	+0.055	
3	52.174	+0.864	13	54.421		
4	52.244	+0.934	14	54.964	+0.543	
5	51.986	+0.676	15	54.730	+0.309	
6	52.398	+1.088				
7	52.241	+0.931	(4) Michael Gould	1	1:02.515	+4.698
8	51.364	+0.054	2	59.764	+1.947	
9	53.698	+2.388	3	58.604	+0.787	
10	51.889	+0.579	4	59.074	+1.257	
11	51.601	+0.291	5	59.110	+1.293	
12	51.310		6	59.270	+1.453	
13	52.366	+1.056	7	59.616	+1.799	
14	52.321	+1.011	8	1:00.065	+2.248	
15	53.027	+1.717	9	59.381	+1.564	
			10	58.766	+0.949	
(42) Joseph Rodomista	11	58.328	+0.511			
1	59.228	+5.164	12	57.817		
2	55.385	+1.321	13	58.048	+0.231	
3	55.010	+0.946	14	1:01.093	+3.276	
4	55.479	+1.415				
5	55.265	+1.201				
6	55.152	+1.088				
7	55.135	+1.071				
8	54.512	+0.448				
9	54.839	+0.775				
10	54.064					
11	54.477	+0.413				
12	54.571	+0.507				
13	54.287	+0.223				
14	54.625	+0.561				
15	54.556	+0.492				
(48) Alex Tollefsen						
1	1:00.844	+6.821				
2	56.397	+2.374				
3	55.591	+1.568				
4	55.346	+1.323				
5	54.913	+0.890				
6	54.240	+0.217				
7	54.823	+0.800				
8	54.739	+0.716				
9	54.455	+0.432				
10	54.595	+0.572				
11	54.289	+0.266				
12	54.333	+0.310				
13	54.023					
14	54.050	+0.027				
15	54.171	+0.148				
(#08) William Crowley						
1	1:02.509	+8.088				
2	56.829	+2.408				
3	55.829	+1.408				
4	55.163	+0.742				
5	54.628	+0.207				
6	54.671	+0.250				
7	54.769	+0.348				
8	55.219	+0.798				
9	55.025	+0.604				

Joshua Underwood, Chief of Timing & Scoring

Orbits

Dave Faita, Chief Steward / Butch O'Connor, Chairman SOM

Joshua Underwood

www.mylaps.com
Licensed to: NER, SCCA



**New England Region
NERRC Paddock Crawl Divisional
Official Contingency Result**



NERRC Paddock Crawl Divisional

Sorted on Best Lap time

Grp 7 - FA-B-C-E-M,CFC,P1-2,ASR,FS

Lime Rock Classic 1.500 miles

Race 2 #17-RQ-4903-S

6/17/2017 03:30 PM

Race (18:00 or 15 Laps) started at 16:19:53

Pos	No.	Name	Class	Best Tm	Diff	Best Speed	In Lap	Make-Model	Sponsor
FA									
1	17	Kevin Boeckle	FA	51.310		105.243	12	Rault R240-41/whil	calasanz
FC									
1	48	Alex Tollefsen	FC	54.023		99.957	13	Van Diemen RF99/i	Tollefsen Racing
2	4	Michael Gould	FC	57.817	3.794	93.398	12	Van Diemen RF94 (Gould VanDiemen I
P1									
1	42	Joseph Rodomista	P1	54.064		99.882	10	Ligier JS49/White/t	
2	#08	William Crowley	P1	54.421	0.357	99.226	13	Ligier JS 49/white	Joseph Rodomista
Not classified									
DNS	3	Gary Hutchinson	P2			-	0	Radical SR3 RS/Cai	Accurate Air Techni

Announcements

Time Prov 1634 Time Final 1704

Joshua Underwood, Chief of Timing & Scoring


Orbits

Dave Faita, Chief Steward / Butch O'Connor, Chairman SOM

www.mylaps.com
Licensed to: NER, SCCA



**New England Region
NERRC Paddock Crawl Divisional
Official Contingency Result**



NERRC Paddock Crawl Divisional

Sorted on Laps

Grp 8 - SSM,SM2,STU

Lime Rock Classic 1.500 miles

Race 2 #17-RQ-4903-S

6/17/2017 03:55 PM

Race (18:00 or 15 Laps) started at 16:43:15

Pos	No.	Name	Class	Laps	Diff	Total Tm	Best Tm	Make-Model	Sponsor
1	6	Michael Mineo-Nardacci	SM2	15		15:43.164	1:02.289	Mazda Miata/t	MMN Racing
2	70	Jimmy Locke	SM2	15	2.963	15:46.127	1:02.279	Mazda Miata/r	NorthEast Earth Mecha
3	68	Brian Reilly	SM2	15	11.826	15:54.990	1:02.310	Mazda Miata	
4	52	Donald W Duman	SM2	15	17.997	16:01.161	1:03.449	Mazda Miata/F	Kessler Engineering-So
5	26	Stuart Hawkins	SM2	15	18.090	16:01.254	1:03.411	Mazda Miata/t	Special Olympics CT/ A
6	#08	Robert Karl Jr.	SM2	15	33.799	16:16.963	1:03.313	Mazda Miata/y	BK Motorsports
7	84	Darren Berger	SM2	15	34.193	16:17.357	1:04.127	Mazda Miata/F	
8	14	Keith Knickerbocker	SM2	15	46.080	16:29.244	1:04.867	Mazda Miata/t	Knickerbocker by Desig
9	20	Robert Karl	SM2	15	1:00.431	16:43.595	1:04.737	Mazda Miata/v	BK Motorsports
10	#02	Pratt Tanner	SM2	14	1 Lap	15:44.843	1:06.359	Mazda Miata/v	Thanks Dad Racing
11	#00	Kurt Schmid	SM2	14	1 Lap	15:52.526	1:06.535	Mazda Miata/E	
12	24	Katie Day	SM2	14	1 Lap	15:54.204	1:06.908	Mazda Miata/E	DayDesign
13	3	K. Paul Capel	SM2	14	1 Lap	15:54.311	1:06.659	Mazda Miata/t	P & D Chassis ltd
14	81	Nick Gregory	SSM	14	1 Lap	15:55.561	1:06.716	Mazda Miata/r	Central Diligence Group
15	33	Rebecca Harvey	SM2	14	1 Lap	16:14.179	1:07.936	Mazda Miata/E	Road Rebels
16	18	Taimour Afshar	SSM	14	1 Lap	16:22.136	1:08.986	Mazda Miata/E	Afchron Clocks

Announcements

Time Prov 1700 Time Final 1730

Margin of Victory	Avg. Speed	Best Lap Tm	Best Speed	Best Lap by
2.963	85.881	1:02.279	86.707	70 - Jimmy Locke

Joshua Underwood, Chief of Timing & Scoring

Orbits

Dave Faita, Chief Steward / Butch O'Connor, Chairman SOM

www.mylaps.com
Licensed to: NER, SCCA



**New England Region
NERRC Paddock Crawl Divisional
Official Contingency Result**



NERRC Paddock Crawl Divisional

Sorted on Laps

Grp 8 - SSM,SM2,STU

Lime Rock Classic 1.500 miles

Race 2 #17-RQ-4903-S

6/17/2017 03:55 PM

Race (18:00 or 15 Laps) started at 16:43:15

Pos	No.	Name	Class	Laps	Diff	Total Tm	Best Tm	Make-Model	Sponsor
SM2									
1	6	Michael Mineo-Nardacci	SM2	15		15:43.164	1:02.289	Mazda Miata/t	MMN Racing
2	70	Jimmy Locke	SM2	15	2.963	15:46.127	1:02.279	Mazda Miata/r	NorthEast Earth Mecha
3	68	Brian Reilly	SM2	15	11.826	15:54.990	1:02.310	Mazda Miata	
4	52	Donald W Duman	SM2	15	17.997	16:01.161	1:03.449	Mazda Miata/F	Kessler Engineering-So
5	26	Stuart Hawkins	SM2	15	18.090	16:01.254	1:03.411	Mazda Miata/t	Special Olympics CT/ A
6	#08	Robert Karl Jr.	SM2	15	33.799	16:16.963	1:03.313	Mazda Miata/y	BK Motorsports
7	84	Darren Berger	SM2	15	34.193	16:17.357	1:04.127	Mazda Miata/F	
8	14	Keith Knickerbocker	SM2	15	46.080	16:29.244	1:04.867	Mazda Miata/t	Knickerbocker by Desig
9	20	Robert Karl	SM2	15	1:00.431	16:43.595	1:04.737	Mazda Miata/v	BK Motorsports
10	#02	Pratt Tanner	SM2	14	1 Lap	15:44.843	1:06.359	Mazda Miata/v	Thanks Dad Racing
11	#00	Kurt Schmid	SM2	14	1 Lap	15:52.526	1:06.535	Mazda Miata/E	
12	24	Katie Day	SM2	14	1 Lap	15:54.204	1:06.908	Mazda Miata/E	DayDesign
13	3	K. Paul Capel	SM2	14	1 Lap	15:54.311	1:06.659	Mazda Miata/t	P & D Chassis ltd
14	33	Rebecca Harvey	SM2	14	1 Lap	16:14.179	1:07.936	Mazda Miata/E	Road Rebels
SSM									
1	81	Nick Gregory	SSM	14		15:55.561	1:06.716	Mazda Miata/r	Central Diligence Group
2	18	Taimour Afshar	SSM	14	26.575	16:22.136	1:08.986	Mazda Miata/E	Afchron Clocks

Announcements
Time Prov 1700 Time Final 1730

Margin of Victory	Avg. Speed	Best Lap Tm	Best Speed	Best Lap by
2.963	85.881	1:02.279	86.707	70 - Jimmy Locke

Joshua Underwood, Chief of Timing & Scoring

Orbits

Dave Faita, Chief Steward / Butch O'Connor, Chairman SOM

www.mylaps.com
Licensed to: NER, SCCA

NERRC Paddock Crawl Divisional

Lapchart

Grp 8 - SSM,SM2,STU

Lime Rock Classic 1.500 miles

Race 2 #17-RQ-4903-S

6/17/2017 03:55 PM

Race (18:00 or 15 Laps) started at 16:43:15



Competitors	Laps															
	0	1	2	3	4	5	6	7	8	9	10	11	12	13	14	15
Jimmy Locke (70)	1	70	6	6	6	6	6	6	6	6	6	6	6	6	6	6
Michael Mineo-Nardacci (6)	2	6	70	70	70	70	70	70	70	70	70	70	70	70	70	70
Brian Reilly (68)	3	68	68	68	68	68	68	68	68	68	68	68	68	68	68	68
Robert Karl Jr. (#08)	4	#08	26	26	26	26	26	52	52	52	52	52	52	52	52	52
Stuart Hawkins (26)	5	26	#08	#08	52	52	52	26	26	26	26	26	26	26	26	26
Donald W Duman (52)	6	52	52	52	#08	#08	#08	#08	#08	#08	#08	#08	#08	#08	#08	#08
Robert Karl (20)	7	20	20	20	84	84	84	84	84	84	84	84	84	84	84	84
Keith Knickerbocker (14)	8	14	14	14	14	14	14	14	14	14	14	14	14	14	14	14
Darren Berger (84)	9	84	84	84	24	#02	#02	#02	#02	20	20	20	20	20	20	20
Katie Day (24)	10	24	24	24	#02	24	24	24	20	#02	#02	#02	#02	#02	#02	#02
K. Paul Capel (3)	11	3	3	#00	#00	#00	#00	20	#00	#00	#00	#00	#00	#00	#00	#00
Rebecca Harvey (33)	12	33	#00	#02	3	3	3	#00	24	24	24	24	24	24	24	24
Pratt Tanner (#02)	13	#02	#02	81	81	81	20	3	3	3	3	3	3	3	3	3
Nick Gregory (81)	14	81	81	3	33	33	81	81	81	81	81	81	81	81	81	81
Kurt Schmid (#00)	15	#00	33	33	18	20	33	33	33	33	33	33	33	33	33	33
Taimour Afshar (18)	16	18	18	18	20	18	18	18	18	18	18	18	18	18	18	18



New England Region
 NERRC Paddock Crawl Divisional
 Official Contingency Result



NERRC Paddock Crawl Divisional


Grp 8 - SSM,SM2,STU

Lime Rock Classic 1.500 miles

Race 2 #17-RQ-4903-S

6/17/2017 03:55 PM

Race (18:00 or 15 Laps) started at 16:43:15



<u>(6) Michael Mineo-Nardacci</u>			10	1:03.967	+0.518	4	1:05.191	+0.324	<u>(24) Katie Day</u>			14	1:10.067	+2.131
1	1:04.227	+1.938	11	1:03.488	+0.039	5	1:04.867		1	1:10.964	+4.056	<u>(18) Taimour Afshar</u>		
2	1:02.510	+0.221	12	1:04.385	+0.936	6	1:05.550	+0.683	2	1:08.239	+1.331	1	1:12.964	+3.978
3	1:02.338	+0.049	13	1:03.670	+0.221	7	1:05.785	+0.918	3	1:09.253	+2.345	2	1:09.565	+0.579
4	1:02.409	+0.120	14	1:03.716	+0.267	8	1:05.875	+1.008	4	1:08.039	+1.131	3	1:09.669	+0.683
5	1:02.420	+0.131	15	1:03.864	+0.415	9	1:05.384	+0.517	5	1:07.626	+0.718	4	1:09.814	+0.828
6	1:02.289		<u>(26) Stuart Hawkins</u>			10	1:06.433	+1.566	6	1:08.580	+1.672	5	1:08.986	
7	1:02.361	+0.072	1	1:05.835	+2.424	11	1:05.836	+0.969	7	1:08.016	+1.108	6	1:09.017	+0.031
8	1:02.315	+0.026	2	1:03.812	+0.401	12	1:05.541	+0.674	8	1:07.264	+0.356	7	1:10.374	+1.388
9	1:02.403	+0.114	3	1:03.885	+0.474	13	1:06.106	+1.239	9	1:07.305	+0.397	8	1:09.900	+0.914
10	1:02.644	+0.355	4	1:04.344	+0.933	14	1:05.381	+0.514	10	1:07.314	+0.406	9	1:09.361	+0.375
11	1:03.879	+1.590	5	1:04.393	+0.982	15	1:05.206	+0.339	11	1:06.908		10	1:09.747	+0.761
12	1:02.807	+0.518	6	1:04.529	+1.118	<u>(20) Robert Karl</u>			13	1:07.917	+1.009	11	1:10.394	+1.408
13	1:03.958	+1.669	7	1:03.507	+0.096	1	1:07.269	+2.532	14	1:07.796	+0.888	12	1:09.044	+0.058
14	1:03.094	+0.805	8	1:04.064	+0.653	2	1:05.016	+0.279	<u>(3) K. Paul Capel</u>			13	1:09.521	+0.535
15	1:03.490	+1.201	9	1:04.010	+0.599	3	1:24.180	+19.443	1	1:10.884	+4.225	14	1:11.241	+2.255
<u>(70) Jimmy Locke</u>			10	1:03.411		4	1:04.948	+0.211	2	1:10.232	+3.573			
1	1:05.091	+2.812	11	1:03.860	+0.449	5	1:05.781	+1.044	3	1:07.834	+1.175			
2	1:02.752	+0.473	12	1:04.045	+0.634	6	1:05.914	+1.177	4	1:08.506	+1.847			
3	1:02.586	+0.307	13	1:03.957	+0.546	7	1:04.737		5	1:08.778	+2.119			
4	1:02.355	+0.076	14	1:03.660	+0.249	8	1:06.078	+1.341	6	1:07.301	+0.642			
5	1:02.279		15	1:03.567	+0.156	9	1:05.107	+0.370	7	1:07.933	+1.274			
6	1:02.742	+0.463	<u>(#08) Robert Karl Jr.</u>			10	1:05.270	+0.533	8	1:07.304	+0.645			
7	1:02.535	+0.256	1	1:06.236	+2.923	11	1:04.886	+0.149	9	1:06.725	+0.066			
8	1:02.698	+0.419	2	1:04.012	+0.699	12	1:05.772	+1.035	10	1:07.224	+0.565			
9	1:02.350	+0.071	3	1:05.247	+1.934	13	1:05.318	+0.581	11	1:06.659				
10	1:03.435	+1.156	4	1:03.313		14	1:05.381	+0.644	12	1:08.108	+1.449			
11	1:03.665	+1.386	5	1:03.724	+0.411	15	1:07.239	+2.502	13	1:08.598	+1.939			
12	1:02.878	+0.599	6	1:04.527	+1.214	<u>(#02) Pratt Tanner</u>			14	1:06.785	+0.126			
13	1:03.652	+1.373	7	1:03.704	+0.391	1	1:11.033	+4.674						
14	1:03.856	+1.577	8	1:03.804	+0.491	2	1:08.007	+1.648	<u>(81) Nick Gregory</u>					
15	1:03.253	+0.974	9	1:04.511	+1.198	3	1:08.825	+2.466	1	1:11.578	+4.862			
<u>(68) Brian Reilly</u>			10	1:04.774	+1.461	4	1:06.908	+0.549	2	1:09.193	+2.477			
1	1:05.635	+3.325	11	1:04.222	+0.909	5	1:07.093	+0.734	3	1:08.423	+1.707			
2	1:02.805	+0.495	12	1:04.783	+1.470	6	1:07.438	+1.079	4	1:08.428	+1.712			
3	1:02.310		13	1:08.371	+5.058	7	1:07.061	+0.702	5	1:08.672	+1.956			
4	1:03.614	+1.304	14	1:09.819	+6.506	8	1:06.634	+0.275	6	1:07.740	+1.024			
5	1:02.825	+0.515	15	1:05.613	+2.300	9	1:06.722	+0.363	7	1:07.624	+0.908			
6	1:02.914	+0.604	<u>(84) Darren Berger</u>			10	1:06.359		8	1:07.065	+0.349			
7	1:03.285	+0.975	1	1:09.873	+5.746	11	1:06.669	+0.310	9	1:07.022	+0.306			
8	1:03.174	+0.864	2	1:04.565	+0.438	12	1:07.132	+0.773	10	1:07.181	+0.465			
9	1:03.007	+0.697	3	1:06.151	+2.024	13	1:06.805	+0.446	11	1:06.716				
10	1:03.448	+1.138	4	1:05.174	+1.047	14	1:06.531	+0.172	12	1:08.590	+1.874			
11	1:03.976	+1.666	5	1:04.716	+0.589	<u>(#00) Kurt Schmid</u>			13	1:08.249	+1.533			
12	1:05.022	+2.712	6	1:04.713	+0.586	1	1:10.776	+4.241	14	1:07.447	+0.731			
13	1:03.689	+1.379	7	1:04.758	+0.631	2	1:08.196	+1.661	<u>(33) Rebecca Harvey</u>					
14	1:03.748	+1.438	8	1:04.225	+0.098	3	1:09.326	+2.791	1	1:12.381	+4.445			
15	1:05.350	+3.040	9	1:04.519	+0.392	4	1:08.664	+2.129	2	1:10.124	+2.188			
<u>(52) Donald W Duman</u>			10	1:04.240	+0.113	5	1:07.177	+0.642	3	1:08.555	+0.619			
1	1:05.969	+2.520	11	1:04.127		6	1:08.050	+1.515	4	1:08.481	+0.545			
2	1:04.179	+0.730	12	1:04.455	+0.328	7	1:07.486	+0.951	5	1:09.003	+1.067			
3	1:04.658	+1.209	13	1:05.172	+1.045	8	1:06.535		6	1:08.860	+0.924			
4	1:03.449		14	1:04.290	+0.163	9	1:06.692	+0.157	7	1:08.925	+0.989			
5	1:03.756	+0.307	15	1:05.416	+1.289	10	1:07.335	+0.800	8	1:08.500	+0.564			
6	1:04.148	+0.699	<u>(14) Keith Knickerbocker</u>			11	1:06.726	+0.191	9	1:07.936				
7	1:03.450	+0.001	1	1:07.275	+2.408	12	1:06.794	+0.259	10	1:09.421	+1.485			
8	1:03.956	+0.507	2	1:05.283	+0.416	13	1:09.484	+2.949	11	1:09.609	+1.673			
9	1:03.853	+0.404	3	1:08.686	+3.819	14	1:07.639	+1.104	12	1:09.299	+1.363			

Joshua Underwood, Chief of Timing & Scoring

Orbits


Dave Faita, Chief Steward / Butch O'Connor, Chairman SOM

Joshua Underwood

www.mylaps.com
 Licensed to: NER, SCCA



**New England Region
NERRC Paddock Crawl Divisional
Official Contingency Result**



NERRC Paddock Crawl Divisional

Sorted on Best Lap time

Grp 8 - SSM,SM2,STU

Lime Rock Classic 1.500 miles

Race 2 #17-RQ-4903-S

6/17/2017 03:55 PM

Race (18:00 or 15 Laps) started at 16:43:15

Pos	No.	Name	Class	Best Tm	Diff	Best Speed	In Lap	Make-Model	Sponsor
SM2									
1	70	Jimmy Locke	SM2	1:02.279		86.707	5	Mazda Miata/rusty	NorthEast Earth Mk
2	6	Michael Mineo-Nardacci	SM2	1:02.289	0.010	86.693	6	Mazda Miata/black	MMN Racing
3	68	Brian Reilly	SM2	1:02.310	0.031	86.663	3	Mazda Miata	
4	#08	Robert Karl Jr.	SM2	1:03.313	1.034	85.291	4	Mazda Miata/Yellow	BK Motorsports
5	26	Stuart Hawkins	SM2	1:03.411	1.132	85.159	10	Mazda Miata/black	Special Olympics C
6	52	Donald W Duman	SM2	1:03.449	1.170	85.108	4	Mazda Miata/Red	Kessler Engineering
7	84	Darren Berger	SM2	1:04.127	1.848	84.208	11	Mazda Miata/Red	
8	20	Robert Karl	SM2	1:04.737	2.458	83.414	7	Mazda Miata/White	BK Motorsports
9	14	Keith Knickerbocker	SM2	1:04.867	2.588	83.247	5	Mazda Miata/black	Knickerbocker by D
10	#02	Pratt Tanner	SM2	1:06.359	4.080	81.376	10	Mazda Miata/white,	Thanks Dad Racing
11	#00	Kurt Schmid	SM2	1:06.535	4.256	81.160	8	Mazda Miata/Blue.f	
12	3	K. Paul Capel	SM2	1:06.659	4.380	81.009	11	Mazda Miata/blue/)	P & D Chassis ltd
13	24	Katie Day	SM2	1:06.908	4.629	80.708	11	Mazda Miata/Black,	DayDesign
14	33	Rebecca Harvey	SM2	1:07.936	5.657	79.487	9	Mazda Miata/Blue	Road Rebels
SSM									
1	81	Nick Gregory	SSM	1:06.716		80.940	11	Mazda Miata/red/w	Central Diligence G
2	18	Taimour Afshar	SSM	1:08.986	2.270	78.277	5	Mazda Miata/Blue/'	Afchron Clocks

Announcements

Time Prov 1700 Time Final 1730

Joshua Underwood, Chief of Timing & Scoring

Orbits

Dave Faita, Chief Steward / Butch O'Connor, Chairman SOM

www.mylaps.com
Licensed to: NER, SCCA