



**New England Region
NERRC Kickoff Weekend
Qualifying Result**



NERRC Kickoff Weekend

Sorted on Best Lap time

Grp 1 - FV, F5, FST, F6

Palmer Motorsports Park 2.300 miles

Qual 1

2016-05-06 09:00

Qualifying started at 9:03:12

Pos	No.	Name	Class	Best Tm	Diff	Best Speed	In Lap	Make-Model	Sponsor
1	#61	Walter Popiak	FV	1:59.957		69.025	6	CITATION 95V/REI	LANGLAIS GROUP
2	#32	Brian Kenney	FV	2:06.880	6.923	65.259	3	Formula Vee05 Ped	
3	#88	Jon Gorski	FV	2:13.314	13.357	62.109	6	Lynx C/Black/Blue	Gorski Racing
4	#56	Hugh Maloney	FV	2:15.443	15.486	61.133	6	Womer EV-3/Purple	Sarah Kelly Layla
5	#15	John Ferreira	FV	2:22.897	22.940	57.944	1	SpeedSport/black/y	
6	#07	Robert Booth	FV	2:36.937	36.980	52.760	1	Volkswagen BRD F	

Joshua Underwood, Chief of Timing & Scoring

Orbits

Kathy Barnes, Chief Steward / Earl Hurlbut, Chairman SOM

www.mylaps.com
Licensed to: NEDiv



New England Region NERRC Kickoff Weekend Qualifying Result



NERRC Kickoff Weekend

Grp 1 - FV, F5, FST, F6, FE

Palmer Motorsports Park 2.300 miles

Qual 1

2016-05-06 09:00

Qualifying started at 9:03:12

Lap	Lap Tm	Diff	Time of Day
(#61) Walter Popiak			
1	2:11.716	+11.759	9:05:24.191
2	2:08.330	+8.373	9:07:32.521
3	2:04.638	+4.681	9:09:37.159
4	2:00.785	+0.828	9:11:37.944
5	2:12.991	+13.034	9:13:50.935
6	1:59.957		9:15:50.892
7	2:00.902	+0.945	9:17:51.794
(#32) Brian Kenney			
1	2:13.123	+6.243	9:05:26.330
2	2:07.303	+0.423	9:07:33.633
3	2:06.880		9:09:40.513
4	2:07.672	+0.792	9:11:48.185
5	2:08.105	+1.225	9:13:56.290
6	2:07.597	+0.717	9:16:03.887
7	2:08.081	+1.201	9:18:11.968
(#88) Jon Gorski			
1	2:20.572	+7.258	9:05:36.253
2	2:16.828	+3.514	9:07:53.081
3	2:15.905	+2.591	9:10:08.986
4	2:25.832	+12.518	9:12:34.818
5	2:14.661	+1.347	9:14:49.479
6	2:13.314		9:17:02.793
7	2:14.123	+0.809	9:19:16.916
(#56) Hugh Maloney			
1	2:20.548	+5.105	9:05:35.742
2	2:18.930	+3.487	9:07:54.672
3	2:15.749	+0.306	9:10:10.421
4	2:19.403	+3.960	9:12:29.824
5	2:17.103	+1.660	9:14:46.927
6	2:15.443		9:17:02.370
7	2:16.830	+1.387	9:19:19.200
(#15) John Ferreira			
1	2:22.897		9:17:44.665
(#07) Robert Booth			
1	2:36.937		9:06:08.793
p2	2:54.033	+17.096	9:09:02.826

Lap Lap Tm Diff Time of Day

Lap Lap Tm Diff Time of Day

Joshua Underwood, Chief of Timing & Scoring

Orbits

Kathy Barnes, Chief Steward / Earl Hurlbut, Chairman SOM

www.mylaps.com
Licensed to: NEDiv



New England Region NERRC Kickoff Weekend Qualifying Result



NERRC Kickoff Weekend

Sorted on Best Lap time

Grp 2 - ITA, IT7, ITC, FP, HP, GTL, STL

Palmer Motorsports Park 2.300 miles

Qual 1

2016-05-06 09:25

Qualifying started at 9:26:32

Pos	No.	Name	Class	Best Tm	Diff	Best Speed	In Lap	Make-Model	Sponsor
1	#78	Jimmy Locke	ITA	1:51.356		74.356	8	Mazda Miata/rusty	NorthEast Earth Me
2	#96	Matt Rowe	ITA	1:52.323	0.967	73.716	6	Plymouth Neon/wh	M Squared Racing
3	#37	Eric Thompson	STL	1:52.577	1.221	73.550	6	Mazda MIATA/BLAC	FLATOUT MOTORS
4	#17	Mark Gregory	STL	1:53.288	1.932	73.088	6	Mazda MiataRed/w	Rosmar Racing
5	#84	John Branscombe	ITA	1:54.547	3.191	72.285	6	Acura integra/red/t	Pipe Dreams Metal
6	#16	Rob Sturgis	STL	1:54.669	3.313	72.208	7	Mazda Miata/Grey/	G&M Services/Low
7	#7	Abhi Ghatak	STL	1:54.998	3.642	72.001	8	Mazda Miata/white	Kessler Engineering
8	#28	Jeff Miller	STL	1:56.614	5.258	71.003	2	Mazda Miata/White	SAC Racing
9	#34	Thomas Paolino	STL	1:57.474	6.118	70.484	6	Mazda Miata/blackj	
10	#98	David Colbey	ITA	1:59.153	7.797	69.490	6	Honda CRX Si/Red	Like Father Like So
11	#86	Mark Wheatley	ITA	1:59.646	8.290	69.204	6	Mazda Miata/Silver	
12	#88	Bill Spargo	ITA	1:59.646	8.290	69.204	7	Ford Escort/Green	Spargo Machine Pr
13	#89	Anthony Vaccaro	STL	1:59.821	8.465	69.103	7	Mazda Miata/Blue/t	Flatout Motorsport
14	#90	Kent Vaccaro	STL	2:01.136	9.780	68.353	6	Mazda Miata/Blue/t	Flatout Motorsport
15	#39	Fred White	HP	2:01.471	10.115	68.164	6	Honda CRX/red/wh	Hoosier
16	#81	JB Swan	IT7	2:03.190	11.834	67.213	6	Mazda RX-7/blue	R&S Redco
17	#15	Richard Patullo	IT7	2:04.450	13.094	66.533	7	Mazda RX7/Ice blu	
18	#54	Frank Nicholas Domster	STL	2:04.774	13.418	66.360	1	Honda Civic/Blue	

Joshua Underwood, Chief of Timing & Scoring

Orbits

Kathy Barnes, Chief Steward / Earl Hurlbut, Chairman SOM

www.mylaps.com
Licensed to: NEDiv



New England Region NERRC Kickoff Weekend Qualifying Result



NERRC Kickoff Weekend

Grp 2 - ITA, IT7, ITC, FP, HP, GTL, STL

Palmer Motorsports Park 2.300 miles

Qual 1

2016-05-06 09:25

Qualifying started at 9:26:32

<u>(#78) Jimmy Locke</u>			3	2:01.476	+6.478	4	2:04.323	+3.187
1	1:59.369	+8.013	4	1:59.670	+4.672	5	2:01.948	+0.812
2	1:54.183	+2.827	5	1:57.538	+2.540	6	2:01.136	
3	1:55.019	+3.663	6	1:55.540	+0.542	7	2:02.990	+1.854
4	1:52.979	+1.623	7	1:58.367	+3.369	8	1:54.998	
5	1:52.473	+1.117	<u>(#28) Jeff Miller</u>			<u>(#39) Fred White</u>		
6	1:52.781	+1.425	1	2:02.038	+5.424	1	2:07.722	+6.251
7	1:51.915	+0.559	2	1:56.614		2	2:05.572	+4.101
8	1:51.356		3	1:56.754	+0.140	3	2:04.959	+3.488
<u>(#96) Matt Rowe</u>			<u>(#34) Thomas Paolino</u>			4	2:03.027	+1.556
1	1:57.199	+4.876	1	2:01.144	+3.670	5	2:03.097	+1.626
2	1:55.092	+2.769	2	1:58.825	+1.351	6	2:01.471	
3	1:53.886	+1.563	3	2:08.263	+10.789	p7	2:28.692	+27.221
4	1:54.051	+1.728	4	1:59.162	+1.688	<u>(#81) JB Swan</u>		
5	1:55.520	+3.197	5	1:58.354	+0.880	1	2:07.039	+3.849
6	1:52.323		6	1:57.474		2	2:07.185	+3.995
p7	2:16.335	+24.012	p7	2:27.630	+30.156	3	2:04.460	+1.270
<u>(#37) Eric Thompson</u>			<u>(#98) David Colbey</u>			4	2:03.560	+0.370
1	2:05.605	+13.028	1	2:05.435	+6.282	5	2:06.320	+3.130
2	2:00.907	+8.330	2	2:01.959	+2.806	6	2:03.190	
3	1:57.113	+4.536	3	2:01.245	+2.092	7	2:05.380	+2.190
4	1:55.795	+3.218	4	2:00.718	+1.565	<u>(#15) Richard Patullo</u>		
5	1:53.606	+1.029	5	2:03.006	+3.853	1	2:18.292	+13.842
6	1:52.577		6	1:59.153		2	2:11.618	+7.168
7	1:53.495	+0.918	7	1:59.595	+0.442	3	2:08.412	+3.962
8	1:58.583	+6.006	8	2:00.191	+1.038	4	2:05.878	+1.428
<u>(#17) Mark Gregory</u>			<u>(#86) Mark Wheatley</u>			5	2:06.364	+1.914
1	1:56.171	+2.883	1	2:09.489	+9.843	6	2:04.656	+0.206
2	1:56.007	+2.719	2	2:06.695	+7.049	7	2:04.450	
3	1:56.015	+2.727	3	2:04.353	+4.707	<u>(#54) Frank Nicholas Domster</u>		
4	1:54.355	+1.067	4	2:02.567	+2.921	1	2:04.774	
5	1:53.773	+0.485	5	2:00.967	+1.321	2	2:05.020	+0.246
6	1:53.288		6	1:59.646		<u>(#84) John Branscombe</u>		
7	1:54.236	+0.948	7	1:59.927	+0.281	1	2:07.831	+13.284
8	1:54.639	+1.351	<u>(#88) Bill Spargo</u>			2	2:01.909	+7.362
<u>(#84) John Branscombe</u>			1	2:11.107	+11.461	3	1:58.217	+3.670
1	2:07.831	+13.284	2	2:23.900	+24.254	4	1:56.540	+1.993
2	2:01.909	+7.362	3	2:05.939	+6.293	5	1:54.922	+0.375
3	1:58.217	+3.670	4	2:03.670	+4.024	6	1:54.547	
4	1:56.540	+1.993	5	2:01.486	+1.840	7	1:59.651	+5.104
5	1:54.922	+0.375	6	2:01.271	+1.625	8	1:55.942	+1.395
6	1:54.547		7	1:59.646		<u>(#16) Rob Sturgis</u>		
7	1:59.651	+5.104	<u>(#89) Anthony Vaccaro</u>			1	2:12.112	+17.443
8	1:55.942	+1.395	1	2:09.695	+9.874	2	2:07.651	+12.982
<u>(#16) Rob Sturgis</u>			2	2:05.682	+5.861	3	1:58.396	+3.727
1	2:12.112	+17.443	3	2:03.073	+3.252	4	1:57.718	+3.049
2	2:07.651	+12.982	4	2:02.296	+2.475	5	1:55.675	+1.006
3	1:58.396	+3.727	5	2:01.919	+2.098	6	1:55.650	+0.981
4	1:57.718	+3.049	6	2:00.538	+0.717	7	1:54.669	
5	1:55.675	+1.006	7	1:59.821		<u>(#7) Abhi Ghatak</u>		
6	1:55.650	+0.981	<u>(#90) Kent Vaccaro</u>			1	2:06.410	+11.412
7	1:54.669		1	2:09.009	+7.873	2	2:01.900	+6.902
<u>(#7) Abhi Ghatak</u>			2	2:05.942	+4.806			
1	2:06.410	+11.412	3	2:05.330	+4.194			
2	2:01.900	+6.902						

Joshua Underwood, Chief of Timing & Scoring

Orbits

Kathy Barnes, Chief Steward / Earl Hurlbut, Chairman SOM

www.mylaps.com
Licensed to: NEDiv



**New England Region
NERRC Kickoff Weekend
Qualifying Result**



NERRC Kickoff Weekend

Sorted on Best Lap time

Grp 3 - FA-B-C-E-F-M, CFC, NCF, FS, P1-2

Palmer Motorsports Park 2.300 miles

Qual 1

2016-05-06 09:50

Qualifying started at 9:53:45

Pos	No.	Name	Class	Best Tm	Diff	Best Speed	In Lap	Make-Model	Sponsor
1	#02	Fred Bross	FC	1:37.613		84.825	7	Van Diemen RF02/I	Import Car Works
2	#88	Mark Spyvee	FE	1:41.082	3.469	81.914	8	Van Diemen Formu	RexChem Research
3	#46	Douglas Rocco	FC	1:41.557	3.944	81.531	1	VanDiemen DPO2-1	BLUE CHIP DIESEL
4	#49	Bill Gendron	P1	1:50.588	12.975	74.872	4	Dragon Sr2A/Red	Small Fortune Raci

Joshua Underwood, Chief of Timing & Scoring

Orbits

Kathy Barnes, Chief Steward / Earl Hurlbut, Chairman SOM

www.mylaps.com
Licensed to: NEDiv



New England Region NERRC Kickoff Weekend Qualifying Result



NERRC Kickoff Weekend

Grp 3 - FA-B-C-E-F-M, CFC, NCF, FS, P1-2

Palmer Motorsports Park 2.300 miles

Qual 1

2016-05-06 09:50

Qualifying started at 9:53:45

(#02) Fred Bross

1	1:41.470	+3.857
2	2:04.552	+26.939
3	1:41.084	+3.471
4	1:38.981	+1.368
5	1:38.390	+0.777
6	1:41.048	+3.435
7	1:37.613	
p8	2:03.079	+25.466

(#88) Mark Spyvee

1	1:50.842	+9.760
2	1:43.489	+2.407
3	1:42.772	+1.690
4	1:42.915	+1.833
5	1:41.634	+0.552
6	1:42.503	+1.421
7	1:43.832	+2.750
8	1:41.082	
9	1:41.944	+0.862

(#46) Douglas Rocco

1	1:41.557	
2	1:42.531	+0.974
3	1:41.977	+0.420
p4	2:46.264	+1:04.707

(#49) Bill Gendron

1	2:04.337	+13.749
2	1:55.577	+4.989
3	1:53.862	+3.274
4	1:50.588	
p5	2:52.991	+1:02.403

Joshua Underwood, Chief of Timing & Scoring

Orbits

Kathy Barnes, Chief Steward / Earl Hurlbut, Chairman SOM

www.mylaps.com
Licensed to: NEDiv



New England Region NERRC Kickoff Weekend Qualifying Result



NERRC Kickoff Weekend

Sorted on Best Lap time

Grp 4 - SSM, SM2, STU

Palmer Motorsports Park 2.300 miles

Qual 1

2016-05-06 10:15

Qualifying started at 10:16:04

Pos	No.	Name	Class	Best Tm	Diff	Best Speed	In Lap	Make-Model	Sponsor
1	#37	Eric Thompson	STU	1:47.572		76.972	6	Mazda MIATA/BLAC	FLATOUT MOTORS
2	#9	Jesse Schmidt	SM2	1:49.612	2.040	75.539	2	Mazda Miata/Red	Rossini Racing Proc
3	#52	Donald W Duman	SM2	1:50.853	3.281	74.694	4	Mazda Miata/Red	Southern Auto Auc
4	#30	Tom Bogar	SM2	1:51.432	3.860	74.305	3	Mazda Miata/Black	AUTEX MAZDA KEE
5	#19	Shelby Churchill	SM2	1:53.335	5.763	73.058	7	Mazda Miata/Black	
6	#7	Cy Peake	STU	1:53.427	5.855	72.998	4	Mazda Miata/green	LTD Racing
7	#38	Hunter Bogar	SM2	1:53.433	5.861	72.995	5	Mazda Miata/red	Autex Mazda
8	#13	Robert Reed	STU	1:53.470	5.898	72.971	7	Mazda Miata/Greer	LTD Racing
9	#121	Gregory Pecora	STU	1:54.358	6.786	72.404	5	Mazda Mx 5 cup ca	Pecora Motorsports
10	#09	Roger Cote	SM2	1:55.391	7.819	71.756	7	Mazda Miata/white	
11	#14	Keith Knickerbocker	SM2	1:55.424	7.852	71.736	7	Mazda Miata/black	Knickerbocker by D
12	#6	Jeff Longo	SM2	1:55.525	7.953	71.673	8	Mazda Miata/red	LTD Racing / Marbl
13	#86	Mark Wheatley	SM2	1:55.655	8.083	71.592	8	Mazda Miata/Silver	
14	#33	Rebecca Harvey	SM2	1:57.926	10.354	70.214	3	Mazda Miata/Blue	Road Rebels
15	#62	William Dergosits	SM2	1:58.321	10.749	69.979	6	Mazda Miata/Red/S	North Country Subi
16	#67	Walter Ryan	SM2	2:06.086	18.514	65.669	3	Mazda miata/orang	
17	#133	Ben Phillips	STU			-	0	Porsche 968 ITR ra	BigSpeed Racing
18	#78	Jimmy Locke	SM2			-	0	Mazda Miata/rusty	NorthEast Earth Me

Announcements

#133 times invalidated per CSA (sound)

Joshua Underwood, Chief of Timing & Scoring

Orbits

Kathy Barnes, Chief Steward / Earl Hurlbut, Chairman SOM

www.mylaps.com
Licensed to: NEDiv



New England Region NERRC Kickoff Weekend Qualifying Result



NERRC Kickoff Weekend

Grp 4 - SSM, SM2, STU

Palmer Motorsports Park 2.300 miles

Qual 1

2016-05-06 10:15

Qualifying started at 10:16:04

<u>(#37) Eric Thompson</u>			8	1:54.150	+0.717	<u>(#33) Rebecca Harvey</u>		
1	1:52.388	+4.816	<u>(#13) Robert Reed</u>			1	2:06.944	+9.018
2	1:47.931	+0.359	1	2:04.197	+10.727	2	2:00.638	+2.712
3	1:47.962	+0.390	2	1:56.761	+3.291	3	1:57.926	
4	1:51.781	+4.209	3	1:55.662	+2.192	4	6:02.158	+4:04.232
5	1:49.160	+1.588	4	1:54.527	+1.057	5	3:54.016	+1:56.090
6	1:47.572		5	1:55.043	+1.573	<u>(#62) William Dergosits</u>		
7	1:49.082	+1.510	6	1:54.693	+1.223	1	2:07.588	+9.267
<u>(#9) Jesse Schmidt</u>			7	1:53.470		2	2:04.735	+6.414
1	1:50.265	+0.653	8	1:54.411	+0.941	3	2:06.101	+7.780
2	1:49.612		<u>(#121) Gregory Pecora</u>			4	2:06.445	+8.124
3	1:49.619	+0.007	1	2:04.178	+9.820	5	2:01.540	+3.219
4	1:51.135	+1.523	2	1:58.152	+3.794	6	1:58.321	
p5	2:19.064	+29.452	3	1:56.786	+2.428	7	2:00.292	+1.971
<u>(#52) Donald W Duman</u>			4	1:57.566	+3.208	<u>(#67) Walter Ryan</u>		
1	1:59.279	+8.426	5	1:54.358		1	2:07.707	+1.621
2	1:53.652	+2.799	6	1:56.570	+2.212	2	2:06.552	+0.466
3	1:51.440	+0.587	7	1:54.613	+0.255	3	2:06.086	
4	1:50.853		8	1:54.839	+0.481	4	2:06.521	+0.435
5	1:51.486	+0.633	<u>(#09) Roger Cote</u>			5	2:07.996	+1.910
6	1:51.281	+0.428	1	2:03.044	+7.653	6	2:07.753	+1.667
7	1:52.326	+1.473	2	1:59.612	+4.221	7	:02:07.542	+4:00:01.456
8	:01:51.549	+4:00:00.696	3	1:55.650	+0.259	<u>(#133) Ben Phillips</u>		
<u>(#30) Tom Bogar</u>			4	1:57.281	+1.890	1	2:07.181	-3:58:47.594
1	1:52.922	+1.490	5	1:55.535	+0.144	2	2:37.171	-3:58:17.604
2	1:52.976	+1.544	6	1:55.449	+0.058	3	2:15.586	-3:58:39.189
3	1:51.432		7	1:55.391		4	2:00.105	-3:58:54.670
4	1:51.601	+0.169	8	1:55.531	+0.140	p5	2:40.751	-3:58:14.024
5	1:53.464	+2.032	<u>(#14) Keith Knickerbocker</u>			<u>(#78) Jimmy Locke</u>		
6	1:51.524	+0.092	1	2:01.596	+6.172	p1	2:27.125	-3:58:27.650
7	2:50.895	+59.463	2	1:59.453	+4.029	<u>(#6) Jeff Longo</u>		
p8	2:51.492	+1:00.060	3	1:59.379	+3.955	1	1:59.674	+4.149
<u>(#19) Shelby Churchill</u>			4	2:00.333	+4.909	2	1:56.117	+0.592
1	1:59.489	+6.154	5	1:58.044	+2.620	3	1:58.426	+2.901
2	1:54.284	+0.949	6	1:56.769	+1.345	4	1:57.509	+1.984
3	1:53.859	+0.524	7	1:55.424		5	1:55.954	+0.429
4	1:54.632	+1.297	8	1:55.888	+0.464	6	1:58.816	+3.291
5	1:54.724	+1.389	<u>(#7) Cy Peake</u>			7	1:57.136	+1.611
6	1:53.996	+0.661	1	2:30.180	+36.753	8	1:55.525	
7	1:53.335		2	1:57.199	+3.772	<u>(#86) Mark Wheatley</u>		
8	:01:54.081	+4:00:00.746	3	1:59.130	+5.703	1	2:02.975	+7.320
<u>(#7) Cy Peake</u>			4	1:53.427		2	1:58.358	+2.703
1	2:30.180	+36.753	p5	2:15.959	+22.532	3	1:56.474	+0.819
2	1:57.199	+3.772	<u>(#38) Hunter Bogar</u>			4	1:56.937	+1.282
3	1:59.130	+5.703	1	2:05.722	+12.289	5	1:55.865	+0.210
4	1:53.427		2	1:56.731	+3.298	6	1:56.346	+0.691
p5	2:15.959	+22.532	3	1:55.384	+1.951	7	1:55.834	+0.179
<u>(#38) Hunter Bogar</u>			4	1:53.733	+0.300	8	1:55.655	
1	2:05.722	+12.289	5	1:53.855	+0.422	<u>(#7) Cy Peake</u>		
2	1:56.731	+3.298	6	1:54.225	+0.792	1	2:30.180	+36.753
3	1:55.384	+1.951	<u>(#7) Cy Peake</u>			2	1:57.199	+3.772
4	1:53.733	+0.300	<u>(#7) Cy Peake</u>			3	1:59.130	+5.703
5	1:53.433		<u>(#7) Cy Peake</u>			4	1:53.427	
6	1:53.855	+0.422	<u>(#7) Cy Peake</u>			p5	2:15.959	+22.532
7	1:54.225	+0.792	<u>(#7) Cy Peake</u>			<u>(#38) Hunter Bogar</u>		

Joshua Underwood, Chief of Timing & Scoring

Orbits

Kathy Barnes, Chief Steward / Earl Hurlbut, Chairman SOM

www.mylaps.com
Licensed to: NEDiv



**New England Region
NERRC Kickoff Weekend
Qualifying Result**



NERRC Kickoff Weekend

Sorted on Best Lap time

Grp 5 - SRF, SRF3, EVSR, SPU

Palmer Motorsports Park 2.300 miles

Qual 1

2016-05-06 10:40

Qualifying started at 10:39:29

Pos	No.	Name	Class	Best Tm	Diff	Best Speed	In Lap	Make-Model	Sponsor
1	#72	Steve Introne	SRF3	1:43.440		80.046	9	SCCA Enterprises S	IntroneCom.com F
2	#8	David Ferguson	SRF3	1:44.888	1.448	78.941	7	Spec Racer Ford/Bl	Motion Dynamics
3	#88	Jonathan Emms	SRF3	1:46.420	2.980	77.805	6	SCCA Enterprises S	Clockwork Orange
4	#12	Federico Burgos	SRF	1:46.972	3.532	77.403	3	SCCA Enterprises S	
5	#69	Mark Saviet	SRF	1:48.147	4.707	76.562	7	Spec Racer Ford/bl	DADDYLUBE - 'Sen
6	#13	Thomas Riley	SRF	1:48.885	5.445	76.044	3	Spec Racer Ford/bl	TRAC Consulting
7	#4	Scott James	SRF	1:51.256	7.816	74.423	7	SCCA Enterprises S	Chicane Racing/Mc
8	#62	Thomas Kirchman	SRF	1:56.345	12.905	71.168	6	SCCA Enterprises S	

Joshua Underwood, Chief of Timing & Scoring

Orbits

Kathy Barnes, Chief Steward / Earl Hurlbut, Chairman SOM

www.mylaps.com
Licensed to: NEDiv



New England Region NERRC Kickoff Weekend Qualifying Result



NERRC Kickoff Weekend

Grp 5 - SRF, SRF3, EVSR, SPU

Palmer Motorsports Park 2.300 miles

Qual 1

2016-05-06 10:40

Qualifying started at 10:39:29

	1	1:58.277	+7.021		
	2	1:56.246	+4.990		
(#72) Steve Introne	3	2:36.089	+44.833		
1	1:45.902	+2.462		4	4:20.488
2	1:44.785	+1.345		5	1:56.102
3	1:44.831	+1.391		6	1:51.988
4	1:44.236	+0.796		7	1:51.256
5	1:44.169	+0.729			
6	1:43.501	+0.061		(#62) Thomas Kirchman	
7	1:46.390	+2.950		1	2:01.658
8	1:43.560	+0.120		2	1:59.438
9	1:43.440			3	1:58.575
				4	1:57.852
(#8) David Ferguson				5	1:57.073
1	1:50.024	+5.136		6	1:56.345
2	1:45.829	+0.941		7	1:57.679
3	1:45.675	+0.787		8	1:57.828
4	1:45.884	+0.996			
5	1:47.162	+2.274			
6	1:45.200	+0.312			
7	1:44.888				
8	1:47.486	+2.598			
9	1:48.984	+4.096			
(#88) Jonathan Emms					
1	4:04.873	+2:18.453			
2	2:01.540	+15.120			
3	2:13.814	+27.394			
4	2:31.250	+44.830			
5	1:49.385	+2.965			
6	1:46.420				
(#12) Federico Burgos					
1	1:51.089	+4.117			
2	1:48.697	+1.725			
3	1:46.972				
4	1:48.495	+1.523			
5	1:47.994	+1.022			
6	1:48.616	+1.644			
7	2:06.608	+19.636			
(#69) Mark Saviet					
1	1:53.877	+5.730			
2	1:50.218	+2.071			
3	1:48.289	+0.142			
4	1:49.449	+1.302			
5	1:48.526	+0.379			
6	1:48.939	+0.792			
7	1:48.147				
8	2:06.103	+17.956			
(#13) Thomas Riley					
1	1:50.615	+1.730			
2	1:49.131	+0.246			
3	1:48.885				
4	1:50.339	+1.454			
5	1:49.518	+0.633			
6	1:49.214	+0.329			
7	1:49.797	+0.912			
8	1:49.280	+0.395			
9	1:49.432	+0.547			
(#4) Scott James					

Joshua Underwood, Chief of Timing & Scoring

Orbits

Kathy Barnes, Chief Steward / Earl Hurlbut, Chairman SOM

www.mylaps.com
Licensed to: NEDiv



New England Region NERRC Kickoff Weekend Qualifying Result



NERRC Kickoff Weekend

Sorted on Best Lap time

Grp 6 - SM, SM5, SMT, T3, B Spec

Palmer Motorsports Park 2.300 miles

Qual 1

2016-05-06 11:05

Qualifying started at 11:02:44

Pos	No.	Name	Class	Best Tm	Diff	Best Speed	In Lap	Make-Model	Sponsor
1	#9	Jesse Schmidt	SM	1:49.340		75.727	4	Mazda Miata/Red	Rossini Racing Proc
2	#30	Tom Bogar	SM	1:50.735	1.395	74.773	3	Mazda Miata/Black	AUTEX MAZDA KEE
3	#77	J T Coupal	SM	1:51.954	2.614	73.959	8	Mazda Miata/Blu/Bl	Flatout Motorsport:
4	#121	Gregory Pecora	T3	1:52.113	2.773	73.854	5	Mazda Mx 5 cup ca	Pecora Motorsports
5	#19	Shelby Churchill	SM	1:52.202	2.862	73.795	6	Mazda Miata/Black	
6	#177	Richard Astacio	SM	1:52.340	3.000	73.705	6	Mazda Mx-5/Silver/	SAC Racing Astaci
7	#15	Douglas Fisher	SM	1:52.696	3.356	73.472	4	Mazda Miata/Blue/'	Father Daughter R:
8	#7	Cy Peake	SM	1:52.769	3.429	73.424	6	Mazda Miata/green	LTD Racing
9	#13	Robert Reed	SM	1:52.804	3.464	73.402	3	Mazda Miata/Greer	LTD Racing
10	#38	Hunter Bogar	SM	1:53.490	4.150	72.958	2	Mazda Miata/red	Autex Mazda
11	#73	Xiang Li	SM	1:53.568	4.228	72.908	7	Mazda Spec Miata	
12	#28	Jeff Miller	SM	1:54.453	5.113	72.344	7	Mazda Miata/White	SAC Racing
13	#06	Jeff Longo	SM	1:54.607	5.267	72.247	3	Mazda Miata/red	LTD Racing / Marbl
14	#33	Rebecca Harvey	SM	1:56.687	7.347	70.959	3	Mazda Miata/Blue	Road Rebels
15	#34	Thomas Paolino	SM	1:57.086	7.746	70.717	3	Mazda Miata/black,	
16	#90	Kent Vaccaro	SM	1:58.364	9.024	69.954	2	Mazda Miata/Blue/t	Flatout Motorsport:
17	#89	Anthony Vaccaro	SM	2:00.125	10.785	68.928	7	Mazda Miata/Blue/t	Flatout Motorsport:
18	#91	Tom Haronian	SM	2:04.367	15.027	66.577	3	Mazda Miata/blue/t	Flatout
19	#14	Christopher Steven Mosley	B-Spec	2:09.632	20.292	63.873	7	Honda Fit/Copper	

Joshua Underwood, Chief of Timing & Scoring

Orbits

Kathy Barnes, Chief Steward / Earl Hurlbut, Chairman SOM

www.mylaps.com
Licensed to: NEDiv



New England Region NERRC Kickoff Weekend Qualifying Result



NERRC Kickoff Weekend


Grp 6 - SM, SM5, SMT, T3, B Spec

Palmer Motorsports Park 2.300 miles

Qual 1

2016-05-06 11:05

Qualifying started at 11:02:44



	6	1:53.704	+1.008	p8	2:28.089	+33.482
(#9) Jesse Schmidt	7	1:53.962	+1.266			
1	1:50.419	+1.079		(#33) Rebecca Harvey		
2	1:49.574	+0.234		1	1:57.834	+1.147
3	1:49.665	+0.325		2	1:58.606	+1.919
4	1:49.340			3	1:56.687	
p5	2:25.169	+35.829		4	1:57.216	+0.529
				5	1:59.269	+2.582
(#30) Tom Bogar				6	2:01.153	+4.466
1	1:52.027	+1.292		7	1:58.112	+1.425
2	1:52.813	+2.078		8	1:57.556	+0.869
3	1:50.735					
4	1:55.048	+4.313		(#34) Thomas Paolino		
5	1:53.161	+2.426		1	1:58.938	+1.852
6	1:53.905	+3.170		2	1:58.074	+0.988
p7	2:18.207	+27.472		3	1:57.086	
				4	1:57.828	+0.742
(#77) J T Coupal				5	1:57.569	+0.483
1	1:52.521	+0.567		p6	2:18.344	+21.258
2	1:52.446	+0.492				
3	1:52.516	+0.562		(#90) Kent Vaccaro		
4	1:52.842	+0.888		1	2:00.178	+1.814
5	1:52.831	+0.877		2	1:58.364	
6	1:52.587	+0.633		3	2:00.224	+1.860
7	1:53.838	+1.884		4	1:59.403	+1.039
8	1:51.954			5	2:00.497	+2.133
				6	1:59.899	+1.535
(#121) Gregory Pecora				7	2:01.107	+2.743
1	1:53.938	+1.825		8	2:03.238	+4.874
2	1:53.842	+1.729				
3	1:54.050	+1.937		(#89) Anthony Vaccaro		
4	1:53.515	+1.402		1	2:00.458	+0.333
5	1:52.113			2	2:00.941	+0.816
6	1:52.734	+0.621		3	2:01.383	+1.258
7	1:54.033	+1.920		4	2:02.304	+2.179
8	1:53.528	+1.415		5	2:02.008	+1.883
				6	2:01.801	+1.676
(#19) Shelby Churchill				7	2:00.125	
1	1:54.189	+1.987		8	2:01.837	+1.712
2	1:54.946	+2.744				
3	1:53.374	+1.172		(#91) Tom Haronian		
4	1:53.013	+0.811		1	2:09.724	+5.357
5	1:52.423	+0.221		2	2:12.414	+8.047
6	1:52.202			3	2:04.367	
7	1:52.534	+0.332		4	2:05.400	+1.033
8	1:54.185	+1.983		5	2:05.448	+1.081
				p6	2:37.668	+33.301
(#177) Richard Astacio						
1	1:54.292	+1.952		(#14) Christopher Steven Mosley		
2	1:53.457	+1.117		1	2:24.348	+14.716
3	1:54.359	+2.019		2	2:21.112	+11.480
4	1:52.763	+0.423		3	2:14.873	+5.241
5	1:52.767	+0.427		4	2:10.483	+0.851
6	1:52.340			5	2:16.665	+7.033
p7	2:34.279	+41.939		6	2:11.967	+2.335
				7	2:09.632	
(#15) Douglas Fisher						
1	2:01.170	+8.474				
2	1:55.663	+2.967				
3	1:53.246	+0.550				
4	1:52.696					
5	1:55.997	+3.301				
(#7) Cy Peake						
1	1:54.358	+1.589				
2	1:54.154	+1.385				
3	1:52.805	+0.036				
4	1:53.019	+0.250				
5	1:52.911	+0.142				
6	1:52.769					
7	1:53.784	+1.015				
8	2:03.412	+10.643				
(#13) Robert Reed						
1	1:54.587	+1.783				
2	1:53.866	+1.062				
3	1:52.804					
4	1:53.127	+0.323				
5	1:53.137	+0.333				
6	1:52.867	+0.063				
7	1:53.034	+0.230				
8	2:03.035	+10.231				
(#38) Hunter Bogar						
1	1:53.811	+0.321				
2	1:53.490					
3	1:55.550	+2.060				
4	1:55.253	+1.763				
5	1:54.696	+1.206				
6	1:54.693	+1.203				
7	1:55.467	+1.977				
8	1:55.372	+1.882				
(#73) Xiang Li						
1	1:56.971	+3.403				
2	1:55.198	+1.630				
3	1:55.093	+1.525				
4	1:57.028	+3.460				
5	1:55.783	+2.215				
6	1:53.851	+0.283				
7	1:53.568					
p8	2:31.151	+37.583				
(#28) Jeff Miller						
1	1:54.960	+0.507				
2	1:55.959	+1.506				
3	2:02.766	+8.313				
4	2:55.519	+1:01.066				
5	1:54.653	+0.200				
6	1:55.948	+1.495				
7	1:54.453					
8	1:55.710	+1.257				
(#06) Jeff Longo						
1	1:57.898	+3.291				
2	1:55.683	+1.076				
3	1:54.607					
4	1:54.724	+0.117				
5	1:55.476	+0.869				
6	1:55.354	+0.747				
7	1:54.834	+0.227				

Joshua Underwood, Chief of Timing & Scoring

Orbits

Kathy Barnes, Chief Steward / Earl Hurlbut, Chairman SOM

Joshua Underwood

www.mylaps.com
Licensed to: NEDiv



**New England Region
NERRC Kickoff Weekend
Qualifying Result**



NERRC Kickoff Weekend

Sorted on Best Lap time

Grp 7 - GT1-2-3, EP, SPO, AS, T1-2, ITE

Palmer Motorsports Park 2.300 miles

Qual 1

2016-05-06 11:30

Qualifying started at 11:27:09

Pos	No.	Name	Class	Best Tm	Diff	Best Speed	In Lap	Make-Model	Sponsor
1	#37	Eric Thompson	T1	1:48.292		76.460	5	Mazda MIATA/BLAC	FLATOUT MOTORS
2	#35	Anthony Kalkandis	ITE	1:48.721	0.429	76.158	6	Porsche 944 Turbo,	Rennmeister
3	#81	Zachary Slater	ITE	1:50.826	2.534	74.712	5	Porsche 944 Turbo,	
4	#59	Michael Goulde	ITE	1:51.401	3.109	74.326	8	BMW 328is/Black	
5	#54	Jeff Campbell	ITE	1:52.992	4.700	73.280	7	Porsche 964/Grey	
6	#27	David Burke	GT3	1:57.871	9.579	70.246	3	Porsche 944/Blue	Marty's Buick GMC
7	#5	Brian Lickliger	AS	1:58.227	9.935	70.035	7	Ford Mustang/Red	Hartman driveshaft
8	#17	James Jost	GT1	1:58.410	10.118	69.927	7	Ford thunderbird/w	Jost Iron Works
9	#18	Kurt Smith	ITE	2:07.799	19.507	64.789	3	Porsche 914-6GT/C	Thanks Dad!
10	#80	Maurizio Cerasoli	GT2	2:15.071	26.779	61.301	3	Porsche 944 Turbo,	MCRacing
11	#47	A. Sterling Cole	EP	2:24.801	36.509	57.182	1	Mazda RX3/Yellow	Wankel Works Rac

Joshua Underwood, Chief of Timing & Scoring

Orbits

Kathy Barnes, Chief Steward / Earl Hurlbut, Chairman SOM

www.mylaps.com
Licensed to: NEDiv



New England Region NERRC Kickoff Weekend Qualifying Result



NERRC Kickoff Weekend

Grp 7 - GT1-2-3, EP, SPO, AS, T1-2, ITE

Palmer Motorsports Park 2.300 miles

Qual 1

2016-05-06 11:30

Qualifying started at 11:27:09

(#37) Eric Thompson			3	2:02.662	+4.435
1	1:54.341	+6.049	4	2:03.267	+5.040
2	1:52.860	+4.568	5	1:59.028	+0.801
3	1:51.506	+3.214	6	2:02.303	+4.076
4	1:48.767	+0.475	7	1:58.227	
5	1:48.292		8	1:58.707	+0.480
6	1:49.333	+1.041			

(#35) Anthony Kalkandis			(#17) James Jost		
1	1:57.078	+8.357	1	2:06.924	+8.514
2	1:52.273	+3.552	2	2:01.679	+3.269
3	1:51.740	+3.019	3	2:00.197	+1.787
4	1:50.528	+1.807	4	2:02.880	+4.470
5	1:49.532	+0.811	5	2:01.173	+2.763
6	1:48.721		6	2:00.050	+1.640
7	1:49.949	+1.228	7	1:58.410	
8	1:50.076	+1.355	8	1:58.554	+0.144

(#81) Zachary Slater			(#18) Kurt Smith		
1	2:03.145	+12.319	1	2:10.865	+3.066
2	1:52.807	+1.981	2	2:07.896	+0.097
3	1:53.534	+2.708	3	2:07.799	
4	1:53.066	+2.240	4	2:23.561	+15.762
5	1:50.826		5	2:28.148	+20.349
6	1:55.066	+4.240	6	2:11.636	+3.837
7	1:50.937	+0.111	7	2:08.766	+0.967
8	1:51.947	+1.121			

(#59) Michael Goulde			(#80) Maurizio Cerasoli		
1	2:03.192	+11.791	1	2:20.366	+5.295
2	1:52.468	+1.067	2	4:32.523	+2:17.452
3	1:54.625	+3.224	3	2:15.071	
4	1:54.033	+2.632			
5	1:52.799	+1.398			
6	1:51.674	+0.273			
7	1:52.065	+0.664			
8	1:51.401				

(#54) Jeff Campbell			(#47) A. Sterling Cole		
1	2:00.969	+7.977	1	2:24.801	
2	1:57.643	+4.651	p2	2:48.496	+23.695
3	1:56.749	+3.757			
4	1:58.924	+5.932			
5	1:54.123	+1.131			
6	1:53.820	+0.828			
7	1:52.992				
8	1:54.345	+1.353			

(#27) David Burke		
1	2:01.203	+3.332
2	2:00.061	+2.190
3	1:57.871	
4	1:58.985	+1.114
5	1:59.524	+1.653
6	1:59.408	+1.537
7	1:57.968	+0.097
8	1:58.290	+0.419

(#5) Brian Licklider		
1	2:06.318	+8.091
2	2:00.902	+2.675

Joshua Underwood, Chief of Timing & Scoring

Kathy Barnes, Chief Steward / Earl Hurlbut, Chairman SOM

Orbits

www.mylaps.com
Licensed to: NEDiv



New England Region NERRC Kickoff Weekend Qualifying Result



NERRC Kickoff Weekend

Sorted on Best Lap time

Grp 8 - ITB, ITR, ITS, T4, ITEZ

Palmer Motorsports Park 2.300 miles

Qual 1

2016-05-06 11:55

Qualifying started at 11:51:31

Pos	No.	Name	Class	Best Tm	Diff	Best Speed	In Lap	Make-Model	Sponsor
1	#73	Mark Ketenci	ITR	1:47.298		77.168	2	BMW 328 ci/blue	3D Autoworks
2	#17	Mark Gregory	ITS	1:50.086	2.788	75.214	2	Mazda Miata/Red/v	Rosmar Racing
3	#7	Jared Lendrum	T4	1:51.020	3.722	74.581	1	Subaru BRZ/Black	North Country Sub:
4	#95	Kenneth Payson	T4	1:51.147	3.849	74.496	6	Mazda Miata/red	Hoosier Red Line (
5	#177	Richard Astacio	ITS	1:51.501	4.203	74.259	7	Mazda Mx-5/Silver/	SAC Racing Astaci
6	#77	J T Coupal	ITS	1:52.356	5.058	73.694	3	Mazda Miata/Blu/Bl	Flatout Motorsport
7	#56	Mike Frost	ITR	1:52.479	5.181	73.614	3	BMW 328i/Green	Vermont Eco Floor:
8	#46	Russ Jones	ITR	1:52.992	5.694	73.280	2	Porsche 944S2/red	
9	#44	Joe Stadelmann	ITS	1:53.263	5.965	73.104	8	Porsche 944S/Oran	
10	#15	Douglas Fisher	ITS	1:54.247	6.949	72.475	1	Mazda Miata/blue/y	Father Daughter R:
11	#65	Paul Curran	ITB	1:55.353	8.055	71.780	8	Honda civic hb/whi	
12	#29	Domenic Crugnale	ITR	1:55.979	8.681	71.392	8	BMW 325is/white	
13	#3	Brian Bagnall	ITR	1:56.002	8.704	71.378	2	Chevrolet Corvette,	Brian Bagnall Cons
14	#31	Jacob Hart	ITB	1:57.049	9.751	70.740	4	Volkswagen Golf/Ye	Precision Motorspo
15	#2	Nat Wentworth	ITB	1:57.102	9.804	70.708	7	Volkswagen Golf/Bl	Eriksson Industries
16	#47	John Tirrell	ITEZ	1:58.320	11.022	69.980	6	Fiat 500 Abarth/Wt	
17	#72	Peter A Lombardo	ITEZ	1:59.704	12.406	69.171	5	Fiat Abarth/Red	Lombardo Motorca
18	#176	Alex Hollenbeck	ITS	2:12.470	25.172	62.505	6	Datsun 280Z/Red	

Joshua Underwood, Chief of Timing & Scoring

Orbits

Kathy Barnes, Chief Steward / Earl Hurlbut, Chairman SOM

www.mylaps.com
Licensed to: NEDiv



New England Region NERRC Kickoff Weekend Qualifying Result



NERRC Kickoff Weekend

Grp 8 - ITB, ITR, ITS, T4, ITEZ

Palmer Motorsports Park 2.300 miles

Qual 1

2016-05-06 11:55

Qualifying started at 11:51:31

(#73) Mark Ketenci

1	1:48.644	+1.346
2	1:47.298	
3	1:47.524	+0.226
4	1:48.119	+0.821
5	1:48.982	+1.684
6	1:48.498	+1.200
7	1:50.679	+3.381
8	1:48.222	+0.924
9	1:48.225	+0.927

(#17) Mark Gregory

1	1:53.203	+3.117
2	1:50.086	
3	1:52.125	+2.039
4	1:52.293	+2.207
p5	2:16.200	+26.114

(#7) Jared Lendrum

1	1:51.020	
2	1:49.956	-1.064
p3	2:05.590	+14.570
4	2:17.206	+26.186
5	3:39.640	+1:48.620

(#95) Kenneth Payson

1	1:54.184	+3.037
2	1:52.209	+1.062
3	1:54.097	+2.950
4	1:51.823	+0.676
5	1:52.297	+1.150
6	1:51.147	
7	2:35.057	+43.910

(#177) Richard Astacio

1	1:57.003	+5.502
2	1:52.062	+0.561
3	1:52.662	+1.161
4	1:53.857	+2.356
5	1:52.514	+1.013
6	1:52.253	+0.752
7	1:51.501	
8	1:51.791	+0.290

(#77) J T Coupal

1	1:54.012	+1.656
2	1:53.946	+1.590
3	1:52.356	
4	1:52.833	+0.477
5	1:52.780	+0.424
6	1:52.695	+0.339
p7	2:15.238	+22.882

(#56) Mike Frost

1	1:55.487	+3.008
2	1:53.540	+1.061
3	1:52.479	
4	1:55.344	+2.865
5	1:55.220	+2.741
6	1:55.501	+3.022
p7	2:15.397	+22.918

(#46) Russ Jones

1	1:54.661	+1.669
2	1:52.992	
p3	2:21.124	+28.132

(#44) Joe Stadelmann

1	1:53.941	+0.678
2	1:54.032	+0.769
3	1:56.958	+3.695
4	1:55.840	+2.577
5	1:54.277	+1.014
6	1:55.332	+2.069
7	1:56.605	+3.342
8	1:53.263	

(#15) Douglas Fisher

1	1:54.247	
2	1:56.177	+1.930
3	2:00.913	+6.666
4	1:57.724	+3.477
5	1:54.645	+0.398
p6	2:30.822	+36.575

(#65) Paul Curran

1	2:02.416	+7.063
2	1:56.640	+1.287
3	1:56.640	+1.287
4	1:55.944	+0.591
5	1:56.058	+0.705
6	1:58.022	+2.669
7	1:55.605	+0.252
8	1:55.353	

(#29) Domenic Crugnale

1	2:03.908	+7.929
2	2:00.068	+4.089
3	1:58.665	+2.686
4	1:58.816	+2.837
5	1:57.202	+1.223
6	1:56.504	+0.525
7	1:58.075	+2.096
8	1:55.979	

(#3) Brian Bagnall

1	2:06.463	+10.461
2	1:56.002	
3	1:57.269	+1.267
4	1:57.377	+1.375
5	1:59.745	+3.743
6	1:59.027	+3.025
7	1:58.810	+2.808
8	2:04.058	+8.056

(#31) Jacob Hart

1	2:05.924	+8.875
2	2:20.118	+23.069
3	2:12.801	+15.752
4	1:57.049	
5	2:27.244	+30.195
p6	4:00.594	+2:03.545

(#2) Nat Wentworth

1	2:03.489	+6.387
2	2:05.057	+7.955
3	2:04.095	+6.993
4	1:59.347	+2.245
5	1:58.390	+1.288
6	1:59.426	+2.324
7	1:57.102	
8	1:58.481	+1.379

(#47) John Tirrell

1	2:06.092	+7.772
2	2:05.009	+6.689
3	2:00.549	+2.229
4	1:59.735	+1.415
5	1:59.405	+1.085
6	1:58.320	
7	1:59.104	+0.784
8	1:59.084	+0.764

(#72) Peter A Lombardo

1	2:03.464	+3.760
2	2:05.323	+5.619
3	2:07.695	+7.991
4	2:12.425	+12.721
5	1:59.704	
6	1:59.960	+0.256
7	2:00.414	+0.710

(#176) Alex Hollenbeck

1	2:25.117	+12.647
2	2:18.444	+5.974
3	2:18.496	+6.026
4	2:14.995	+2.525
5	2:14.792	+2.322
6	2:12.470	
7	2:12.563	+0.093

Joshua Underwood, Chief of Timing & Scoring

Kathy Barnes, Chief Steward / Earl Hurlbut, Chairman SOM

Orbits

www.mylaps.com
Licensed to: NEDiv



**New England Region
NERRC Kickoff Weekend
Official Race Results**



NERRC Kickoff Weekend

Sorted on Laps

Grp 1 - FV, F5, FST, F6

Palmer Motorsports Park 2.300 miles

Race 1 #16-RQ-4241-S

2016-05-06 13:00

Race (16:00 and 0 Laps) started at 13:17:52

Pos	No.	Name	Class	Laps	Diff	Total Tm	Best Tm	Make-Model	Sponsor
1	#61	Walter Popiak	FV	9		17:13.445	1:52.775	CITATION 95V	LANGLAIS GROUP
2	#32	Brian Kenney	FV	9	37.086	17:50.531	1:57.673	Formula Vee0!	
3	#15	John Ferreira	FV	9	37.222	17:50.667	1:56.747	SpeedSport/bl	
4	#07	Robert Booth	FV	9	59.864	18:13.309	1:57.696	Volkswagen Bl	
5	#56	Hugh Maloney	FV	9	1:05.119	18:18.564	1:58.913	Womer EV-3/F	Sarah Kelly Layla & C
6	#88	Jon Gorski	FV	9	1:24.730	18:38.175	2:02.130	Lynx C/Black/f	Gorski Racing

Announcements

Time Provisional 1336 Time Final 1406

Margin of Victory	Avg. Speed	Best Lap Tm	Best Speed	Best Lap by
37.086	72.108	1:52.775	73.421	#61 - Walter Popiak

Joshua Underwood, Chief of Timing & Scoring

Orbits

Kathy Barnes, Chief Steward / Earl Hurlbut, Chairman SOM

www.mylaps.com
Licensed to: NEDiv



**New England Region
NERRC Kickoff Weekend
Official Race Results**



NERRC Kickoff Weekend

Sorted on Laps

Grp 1 - FV, F5, FST, F6

Palmer Motorsports Park 2.300 miles

Race 1 #16-RQ-4241-S

2016-05-06 13:00

Race (16:00 and 0 Laps) started at 13:17:52

Pos	No.	Name	Class	Laps	Diff	Total Tm	Best Tm	Make-Model	Sponsor
FV									
1	#61	Walter Popiak	FV	9		17:13.445	1:52.775	CITATION 95V	LANGLAIS GROUP
2	#32	Brian Kenney	FV	9	37.086	17:50.531	1:57.673	Formula Vee0!	
3	#15	John Ferreira	FV	9	37.222	17:50.667	1:56.747	SpeedSport/bl	
4	#07	Robert Booth	FV	9	59.864	18:13.309	1:57.696	Volkswagen BI	
5	#56	Hugh Maloney	FV	9	1:05.119	18:18.564	1:58.913	Womer EV-3/F	Sarah Kelly Layla & C
6	#88	Jon Gorski	FV	9	1:24.730	18:38.175	2:02.130	Lynx C/Black/f	Gorski Racing

Announcements

Time Provisional 1336 Time Final 1406

Margin of Victory	Avg. Speed	Best Lap Tm	Best Speed	Best Lap by
37.086	72.108	1:52.775	73.421	#61 - Walter Popiak

Joshua Underwood, Chief of Timing & Scoring

Orbits

Kathy Barnes, Chief Steward / Earl Hurlbut, Chairman SOM

www.mylaps.com
Licensed to: NEDiv

NERRC Kickoff Weekend

Lapchart


Grp 1 - FV, F5, FST, F6

Palmer Motorsports Park 2.300 miles

Race 1 #16-RQ-4241-S

2016-05-06 13:00

Race (16:00 and 0 Laps) started at 13:17:52



Competitors	Laps										
	0	1	2	3	4	5	6	7	8	9	
Walter Popiak (#61)	1	#61	#61	#61	#61	#61	#61	#61	#61	#61	#61
Brian Kenney (#32)	2	#32	#32	#32	#32	#32	#32	#32	#32	#32	#32
Jon Gorski (#88)	3	#88	#15	#15	#15	#15	#15	#15	#15	#15	#15
Hugh Maloney (#56)	4	#56	#88	#07	#07	#07	#07	#07	#07	#07	#07
John Ferreira (#15)	5	#15	#56	#88	#56	#56	#56	#56	#56	#56	#56
Robert Booth (#07)	6	#07	#07	#56	#88	#88	#88	#88	#88	#88	#88



New England Region NERRC Kickoff Weekend Official Race Results



NERRC Kickoff Weekend

Grp 1 - FV, F5, FST, F6

Palmer Motorsports Park 2.300 miles

Race 1 #16-RQ-4241-S

2016-05-06 13:00

Race (16:00 and 0 Laps) started at 13:17:52

Lap	Lap Tm	Diff	Time of Day
(#61) Walter Popiak			
1	1:58.597	+5.822	13:19:51.162
2	1:56.374	+3.599	13:21:47.536
3	1:55.105	+2.330	13:23:42.641
4	1:55.105	+2.330	13:25:37.746
5	1:53.900	+1.125	13:27:31.646
6	1:52.783	+0.008	13:29:24.429
7	1:54.117	+1.342	13:31:18.546
8	1:52.775		13:33:11.321
9	1:54.689	+1.914	13:35:06.010

Lap	Lap Tm	Diff	Time of Day
(#32) Brian Kenney			
1	2:01.644	+3.971	13:19:54.470
2	1:59.024	+1.351	13:21:53.494
3	1:59.661	+1.988	13:23:53.155
4	1:59.293	+1.620	13:25:52.448
5	1:58.355	+0.682	13:27:50.803
6	1:58.230	+0.557	13:29:49.033
7	1:58.528	+0.855	13:31:47.561
8	1:57.862	+0.189	13:33:45.423
9	1:57.673		13:35:43.096

Lap	Lap Tm	Diff	Time of Day
(#15) John Ferreira			
1	2:02.719	+5.972	13:19:55.953
2	1:59.421	+2.674	13:21:55.374
3	1:58.885	+2.138	13:23:54.259
4	1:58.979	+2.232	13:25:53.238
5	1:58.221	+1.474	13:27:51.459
6	1:57.995	+1.248	13:29:49.454
7	1:58.428	+1.681	13:31:47.882
8	1:58.603	+1.856	13:33:46.485
9	1:56.747		13:35:43.232

Lap	Lap Tm	Diff	Time of Day
(#07) Robert Booth			
1	2:07.301	+9.605	13:20:00.719
2	2:03.532	+5.836	13:22:04.251
3	2:02.726	+5.030	13:24:06.977
4	2:01.432	+3.736	13:26:08.409
5	1:59.925	+2.229	13:28:08.334
6	2:00.168	+2.472	13:30:08.502
7	2:01.174	+3.478	13:32:09.676
8	1:58.502	+0.806	13:34:08.178
9	1:57.696		13:36:05.874

Lap	Lap Tm	Diff	Time of Day
(#56) Hugh Maloney			
1	2:07.104	+8.191	13:20:00.222
2	2:06.446	+7.533	13:22:06.668
3	2:03.137	+4.224	13:24:09.805
4	2:01.855	+2.942	13:26:11.660
5	2:00.343	+1.430	13:28:12.003
6	2:00.845	+1.932	13:30:12.848
7	1:58.913		13:32:11.761
8	1:59.223	+0.310	13:34:10.984
9	2:00.145	+1.232	13:36:11.129

Lap	Lap Tm	Diff	Time of Day
(#88) Jon Gorski			
1	2:06.866	+4.736	13:19:59.813
2	2:06.202	+4.072	13:22:06.015
3	2:03.942	+1.812	13:24:09.957
4	2:02.953	+0.823	13:26:12.910

Lap	Lap Tm	Diff	Time of Day
5	2:02.214	+0.084	13:28:15.124
6	2:02.130		13:30:17.254
7	2:02.841	+0.711	13:32:20.095
8	2:07.302	+5.172	13:34:27.397
9	2:03.343	+1.213	13:36:30.740

Lap	Lap Tm	Diff	Time of Day
-----	--------	------	-------------

Joshua Underwood, Chief of Timing & Scoring

Orbits

Kathy Barnes, Chief Steward / Earl Hurlbut, Chairman SOM

www.mylaps.com
Licensed to: NEDiv



**New England Region
NERRC Kickoff Weekend
Official Race Results**



NERRC Kickoff Weekend

Sorted on Best Lap time

Grp 1 - FV, F5, FST, F6

Palmer Motorsports Park 2.300 miles

Race 1 #16-RQ-4241-S

2016-05-06 13:00

Race (16:00 and 0 Laps) started at 13:17:52

Pos	No.	Name	Class	Best Tm	Diff	Best Speed	In Lap	Make-Model	Sponsor
FV									
1	#61	Walter Popiak	FV	1:52.775		73.421	8	CITATION 95V/REI	LANGLAIS GROUP
2	#15	John Ferreira	FV	1:56.747	3.972	70.923	9	SpeedSport/black/y	
3	#32	Brian Kenney	FV	1:57.673	4.898	70.364	9	Formula Vee05 Ped	
4	#07	Robert Booth	FV	1:57.696	4.921	70.351	9	Volkswagen BRD Fi	
5	#56	Hugh Maloney	FV	1:58.913	6.138	69.631	7	Womer EV-3/Purple	Sarah Kelly Layla
6	#88	Jon Gorski	FV	2:02.130	9.355	67.797	6	Lynx C/Black/Blue	Gorski Racing

Announcements

Time Provisional 1336 Time Final 1406

Joshua Underwood, Chief of Timing & Scoring

Orbits

Kathy Barnes, Chief Steward / Earl Hurlbut, Chairman SOM

www.mylaps.com
Licensed to: NEDiv



**New England Region
NERRC Kickoff Weekend
Official Race Results**



NERRC Kickoff Weekend

Sorted on Laps

Grp 2 - ITA, IT7, ITC, FP, HP, GTL, STL

Palmer Motorsports Park 2.300 miles

Race 1 #16-RQ-4241-S

2016-05-06 13:25

Race started at 13:44:32

Pos	No.	Name	Class	Laps	Diff	Total Tm	Best Tm	Make-Model	Sponsor
1	#17	Mark Gregory	STL	9		16:46.944	1:50.145	Mazda MiataR	Rosmar Racing
2	#96	Matt Rowe	ITA	9	1.456	16:48.400	1:50.761	Plymouth Neo	M Squared Racing
3	#84	John Branscombe	ITA	9	6.136	16:53.080	1:50.906	Acura integra/	Pipe Dreams Metal fab
4	#16	Rob Sturgis	STL	9	22.567	17:09.511	1:52.311	Mazda Miata/C	G&M Services/Lowrider
5	#28	Jeff Miller	STL	9	40.508	17:27.452	1:53.445	Mazda Miata/v	SAC Racing
6	#34	Thomas Paolino	STL	9	56.603	17:43.547	1:56.445	Mazda Miata/t	
7	#54	Frank Nicholas Domster	STL	9	58.407	17:45.351	1:55.623	Honda Civic/Bl	
8	#98	David Colbey	ITA	9	59.688	17:46.632	1:56.283	Honda CRX Si	Like Father Like Son R
9	#86	Mark Wheatley	ITA	9	1:07.167	17:54.111	1:56.780	Mazda Miata/S	
10	#88	Bill Spargo	ITA	9	1:25.711	18:12.655	1:58.286	Ford Escort/Gr	Spargo Machine Produ
11	#15	Richard Patullo	IT7	9	1:35.117	18:22.061	2:00.365	Mazda RX7/Ic	
12	#81	JB Swan	IT7	9	1:35.696	18:22.640	2:00.119	Mazda RX-7/bl	R&S Redco
13	#90	Kent Vaccaro	STL	9	1:42.635	18:29.579	1:58.678	Mazda Miata/E	Flatout Motorsports
14	#39	Fred White	HP	9	2:00.373	18:47.317	2:01.742	Honda CRX/re	Hoosier
15	#37	Eric Thompson	STL	6	3 Laps	11:28.620	1:48.053	Mazda MIATA/	FLATOUT MOTORSPOR
16	#7	Abhi Ghatak	STL	6	3 Laps	12:42.906	1:53.722	Mazda Miata/v	Kessler Engineering

Not classified

DNS	#78	Jimmy Locke	ITA		DNS			Mazda Miata/r	NorthEast Earth Mecha
DNS	#00	Anthony Vaccaro	STL		DNS			Mazda Miata/E	Flatout Motorsports

Announcements

New Track Record (1:48.053) for STL by Eric Thompson.
Time Prov 1404 Time Final 1640

Margin of Victory	Avg. Speed	Best Lap Tm	Best Speed	Best Lap by
1.456	74.006	1:48.053	76.629	#37 - Eric Thompson

Joshua Underwood, Chief of Timing & Scoring

Orbits

Kathy Barnes, Chief Steward / Earl Hurlbut, Chairman SOM

www.mylaps.com
Licensed to: NEDiv



**New England Region
NERRC Kickoff Weekend
Official Race Results**



NERRC Kickoff Weekend

Sorted on Laps

Grp 2 - ITA, IT7, ITC, FP, HP, GTL, STL

Palmer Motorsports Park 2.300 miles

Race 1 #16-RQ-4241-S

2016-05-06 13:25

Race started at 13:44:32

Pos	No.	Name	Class	Laps	Diff	Total Tm	Best Tm	Make-Model	Sponsor
HP									
1	#39	Fred White	HP	9		18:47.317	2:01.742	Honda CRX/re	Hoosier
IT7									
1	#15	Richard Patullo	IT7	9		18:22.061	2:00.365	Mazda RX7/Ic	
2	#81	JB Swan	IT7	9	0.579	18:22.640	2:00.119	Mazda RX-7/bl	R&S Redco
ITA									
1	#96	Matt Rowe	ITA	9		16:48.400	1:50.761	Plymouth Neo	M Squared Racing
2	#84	John Branscombe	ITA	9	4.680	16:53.080	1:50.906	Acura integra/	Pipe Dreams Metal fab
3	#98	David Colbey	ITA	9	58.232	17:46.632	1:56.283	Honda CRX Si	Like Father Like Son Ra
4	#86	Mark Wheatley	ITA	9	1:05.711	17:54.111	1:56.780	Mazda Miata/S	
5	#88	Bill Spargo	ITA	9	1:24.255	18:12.655	1:58.286	Ford Escort/Gr	Spargo Machine Produ
Not classified									
DNS	#78	Jimmy Locke	ITA		DNS			Mazda Miata/r	NorthEast Earth Mecha
STL									
1	#17	Mark Gregory	STL	9		16:46.944	1:50.145	Mazda MiataR	Rosmar Racing
2	#16	Rob Sturgis	STL	9	22.567	17:09.511	1:52.311	Mazda Miata/C	G&M Services/Lowrider
3	#28	Jeff Miller	STL	9	40.508	17:27.452	1:53.445	Mazda Miata/v	SAC Racing
4	#34	Thomas Paolino	STL	9	56.603	17:43.547	1:56.445	Mazda Miata/L	
5	#54	Frank Nicholas Domster	STL	9	58.407	17:45.351	1:55.623	Honda Civic/Bl	
6	#90	Kent Vaccaro	STL	9	1:42.635	18:29.579	1:58.678	Mazda Miata/E	Flatout Motorsports
7	#37	Eric Thompson	STL	6	3 Laps	11:28.620	1:48.053	Mazda MIATA/	FLATOUT MOTORSPOR
8	#7	Abhi Ghatak	STL	6	3 Laps	12:42.906	1:53.722	Mazda Miata/v	Kessler Engineering
Not classified									
DNS	#00	Anthony Vaccaro	STL		DNS			Mazda Miata/E	Flatout Motorsports

Announcements

New Track Record (1:48.053) for STL by Eric Thompson.
Time Prov 1404 Time Final 1640

Margin of Victory	Avg. Speed	Best Lap Tm	Best Speed	Best Lap by
1.456	74.006	1:48.053	76.629	#37 - Eric Thompson

Joshua Underwood, Chief of Timing & Scoring

Orbits

Kathy Barnes, Chief Steward / Earl Hurlbut, Chairman SOM

www.mylaps.com
Licensed to: NEDIV

NERRC Kickoff Weekend

Lapchart


Grp 2 - ITA, IT7, ITC, FP, HP, GTL, STL

Palmer Motorsports Park 2.300 miles

Race 1 #16-RQ-4241-S

2016-05-06 13:25

Race started at 13:44:32



Competitors	Laps										
		0	1	2	3	4	5	6	7	8	9
Eric Thompson (#37)	1	#37	#96	#37	#37	#37	#37	#17	#17	#17	#17
Matt Rowe (#96)	2	#96	#37	#17	#17	#17	#17	#96	#96	#96	#96
Mark Gregory (#17)	3	#17	#17	#96	#96	#96	#96	#84	#84	#84	#84
John Branscombe (#84)	4	#84	#84	#84	#84	#84	#84	#16	#16	#16	#16
Rob Sturgis (#16)	5	#16	#16	#16	#16	#16	#16	#37	#28	#28	#28
Abhi Ghatak (#7)	6	#7	#7	#7	#7	#7	#7	#28	#34	#34	#34
Jeff Miller (#28)	7	#28	#28	#28	#28	#28	#28	#34	#54	#54	#54
David Colbey (#98)	8	#98	#34	#34	#34	#34	#34	#54	#98	#98	#98
Bill Spargo (#88)	9	#88	#86	#86	#86	#86	#86	#86	#86	#86	#86
Thomas Paolino (#34)	10	#34	#98	#98	#54	#54	#54	#98	#88	#88	#88
Mark Wheatley (#86)	11	#86	#54	#54	#98	#98	#98	#88	#15	#15	#15
JB Swan (#81)	12	#81	#81	#15	#15	#15	#15	#15	#81	#81	#81
Richard Patullo (#15)	13	#15	#15	#81	#81	#81	#81	#81	#90	#90	#90
Frank Nicholas Domster (#54)	14	#54	#90	#90	#90	#88	#88	#90	#39	#39	#39
Kent Vaccaro (#90)	15	#90	#39	#39	#88	#90	#90	#39			
Fred White (#39)	16	#39	#88	#88	#39	#39	#39	#7			
-	17										
-	18										



New England Region NERRC Kickoff Weekend Official Race Results



NERRC Kickoff Weekend

Grp 2 - ITA, IT7, ITC, FP, HP, GTL, STL

Palmer Motorsports Park 2.300 miles

Race 1 #16-RQ-4241-S

2016-05-06 13:25

Race started at 13:44:32

<u>(#17) Mark Gregory</u>			6	2:00.487	+4.042	2	2:01.857	+1.738
1	1:53.214	+3.069	7	1:58.360	+1.915	3	2:01.117	+0.998
2	1:50.744	+0.599	8	1:57.204	+0.759	4	2:01.286	+1.167
3	1:50.145		9	1:56.445		5	2:02.811	+2.692
4	1:50.607	+0.462	<u>(#54) Frank Nicholas Domster</u>			6	2:05.037	+4.918
5	1:51.594	+1.449	1	2:04.430	+8.807	7	2:02.070	+1.951
6	1:54.233	+4.088	2	1:57.602	+1.979	8	2:00.925	+0.806
7	1:53.070	+2.925	3	1:57.137	+1.514	9	2:00.119	
8	1:51.273	+1.128	4	1:57.386	+1.763	<u>(#90) Kent Vaccaro</u>		
9	1:51.750	+1.605	5	1:57.051	+1.428	1	2:07.622	+8.944
<u>(#96) Matt Rowe</u>			6	1:59.546	+3.923	2	2:02.090	+3.412
1	1:52.512	+1.751	7	1:57.769	+2.146	3	2:02.779	+4.101
2	1:52.080	+1.319	8	1:56.777	+1.154	4	2:02.579	+3.901
3	1:51.748	+0.987	9	1:55.623		5	2:05.684	+7.006
4	1:51.048	+0.287	<u>(#98) David Colbey</u>			6	2:05.468	+6.790
5	1:50.761		1	2:04.336	+8.053	7	2:01.635	+2.957
6	1:53.617	+2.856	2	1:58.400	+2.117	8	2:00.359	+1.681
7	1:53.291	+2.530	3	1:58.825	+2.542	9	1:58.678	
8	1:51.791	+1.030	4	1:57.036	+0.753	<u>(#39) Fred White</u>		
9	1:51.441	+0.680	5	1:56.616	+0.333	1	2:08.337	+6.595
<u>(#84) John Branscombe</u>			6	2:00.623	+4.340	2	2:01.967	+0.225
1	1:54.019	+3.113	7	1:56.379	+0.096	3	2:03.002	+1.260
2	1:50.975	+0.069	8	1:56.876	+0.593	4	2:02.228	+0.486
3	1:51.668	+0.762	9	1:56.283		5	2:07.523	+5.781
4	1:51.200	+0.294	<u>(#86) Mark Wheatley</u>			6	2:07.510	+5.768
5	1:51.170	+0.264	1	2:03.341	+6.561	7	2:04.801	+3.059
6	1:56.892	+5.986	2	1:56.780		8	2:01.742	
7	1:54.573	+3.667	3	1:57.777	+0.997	9	2:06.664	+4.922
8	1:51.212	+0.306	4	1:57.180	+0.400	<u>(#37) Eric Thompson</u>		
9	1:50.906		5	1:57.229	+0.449	1	1:52.677	+4.624
<u>(#16) Rob Sturgis</u>			6	2:02.814	+6.034	2	1:48.303	+0.250
1	1:54.623	+2.312	7	2:01.459	+4.679	3	1:48.053	
2	1:53.846	+1.535	8	1:58.401	+1.621	4	1:48.197	+0.144
3	1:52.647	+0.336	9	1:57.382	+0.602	5	1:49.937	+1.884
4	1:52.372	+0.061	<u>(#88) Bill Spargo</u>			p6	2:21.453	+33.400
5	1:52.311		1	2:13.289	+15.003	<u>(#7) Abhi Ghatak</u>		
6	1:55.912	+3.601	2	2:00.710	+2.424	1	1:55.207	+1.485
7	1:57.168	+4.857	3	2:00.741	+2.455	2	1:53.722	
8	1:54.289	+1.978	4	2:00.524	+2.238	3	1:54.440	+0.718
9	1:55.588	+3.277	5	1:59.789	+1.503	4	1:54.689	+0.967
<u>(#28) Jeff Miller</u>			6	2:01.027	+2.741	5	1:55.091	+1.369
1	1:56.357	+2.912	7	1:58.418	+0.132	p6	3:08.854	+1:15.132
2	1:53.445		8	1:58.286		<u>(#15) Richard Patullo</u>		
3	1:53.769	+0.324	9	1:58.364	+0.078	1	2:06.141	+5.776
4	1:54.852	+1.407	<u>(#15) Richard Patullo</u>			2	2:00.365	
5	1:55.196	+1.751	1	2:06.141	+5.776	3	2:01.133	+0.768
6	2:04.507	+11.062	2	2:00.365		4	2:00.706	+0.341
7	1:58.428	+4.983	3	2:01.133	+0.768	5	2:03.534	+3.169
8	1:55.231	+1.786	4	2:00.706	+0.341	6	2:04.917	+4.552
9	1:54.736	+1.291	5	2:03.534	+3.169	7	2:01.533	+1.168
<u>(#34) Thomas Paolino</u>			6	2:04.917	+4.552	8	2:00.816	+0.451
1	2:01.477	+5.032	7	2:01.533	+1.168	9	2:00.889	+0.524
2	1:56.738	+0.293	8	2:00.816	+0.451	<u>(#81) JB Swan</u>		
3	1:57.973	+1.528	9	2:00.889	+0.524	1	2:05.635	+5.516
4	1:56.523	+0.078	<u>(#81) JB Swan</u>					
5	1:56.826	+0.381	1	2:05.635	+5.516			

Joshua Underwood, Chief of Timing & Scoring

Orbits

Kathy Barnes, Chief Steward / Earl Hurlbut, Chairman SOM

www.mylaps.com
Licensed to: NEDiv



**New England Region
NERRC Kickoff Weekend
Official Race Results**



NERRC Kickoff Weekend

Sorted on Best Lap time

Grp 2 - ITA, IT7, ITC, FP, HP, GTL, STL

Palmer Motorsports Park 2.300 miles

Race 1 #16-RQ-4241-S

2016-05-06 13:25

Race started at 13:44:32

Pos	No.	Name	Class	Best Tm	Diff	Best Speed	In Lap	Make-Model	Sponsor
HP									
1	#39	Fred White	HP	2:01.742		68.013	8	Honda CRX/red/wh	Hoosier
IT7									
1	#81	JB Swan	IT7	2:00.119		68.932	9	Mazda RX-7/blue	R&S Redco
2	#15	Richard Patullo	IT7	2:00.365	0.246	68.791	2	Mazda RX7/Ice blu	
ITA									
1	#96	Matt Rowe	ITA	1:50.761		74.756	5	Plymouth Neon/wh	M Squared Racing
2	#84	John Branscombe	ITA	1:50.906	0.145	74.658	9	Acura integra/red/t	Pipe Dreams Metal
3	#98	David Colbey	ITA	1:56.283	5.522	71.206	9	Honda CRX Si/Red	Like Father Like So
4	#86	Mark Wheatley	ITA	1:56.780	6.019	70.903	2	Mazda Miata/Silver	
5	#88	Bill Spargo	ITA	1:58.286	7.525	70.000	8	Ford Escort/Green	Spargo Machine Pr
Not classified									
DNS	#78	Jimmy Locke	ITA			-	0	Mazda Miata/rusty	NorthEast Earth Me
STL									
1	#37	Eric Thompson	STL	1:48.053		76.629	3	Mazda MIATA/BLAC	FLATOUT MOTORS
2	#17	Mark Gregory	STL	1:50.145	2.092	75.174	3	Mazda MiataRed\w	Rosmar Racing
3	#16	Rob Sturgis	STL	1:52.311	4.258	73.724	5	Mazda Miata/Grey/	G&M Services/Low
4	#28	Jeff Miller	STL	1:53.445	5.392	72.987	2	Mazda Miata/White	SAC Racing
5	#7	Abhi Ghatak	STL	1:53.722	5.669	72.809	2	Mazda Miata/white	Kessler Engineering
6	#54	Frank Nicholas Domster	STL	1:55.623	7.570	71.612	9	Honda Civic/Blue	
7	#34	Thomas Paolino	STL	1:56.445	8.392	71.107	9	Mazda Miata/black	
8	#90	Kent Vaccaro	STL	1:58.678	10.625	69.769	9	Mazda Miata/Blue/t	Flatout Motorsport
Not classified									
DNS	#00	Anthony Vaccaro	STL			-	0	Mazda Miata/Blue/t	Flatout Motorsport

Announcements

New Track Record (1:48.053) for STL by Eric Thompson.
Time Prov 1404 Time Final 1640

Joshua Underwood, Chief of Timing & Scoring

Orbits

Kathy Barnes, Chief Steward / Earl Hurlbut, Chairman SOM

www.mylaps.com
Licensed to: NEDiv



**New England Region
NERRC Kickoff Weekend
Official Race Results**



NERRC Kickoff Weekend

Sorted on Laps

Grp 3 - FA-B-C-E-F-M, CFC, NCF, FS, P1-2

Palmer Motorsports Park 2.300 miles

Race 1 #16-RQ-4241-S

2016-05-06 13:50

Race (16:00 and 1 Laps) started at 14:20:17

Pos	No.	Name	Class	Laps	Diff	Total Tm	Best Tm	Make-Model	Sponsor
1	#02	Fred Bross	FC	10		16:27.761	1:37.458	Van Diemen R	Import Car Works
2	#88	Mark Spyvee	FE	10	39.509	17:07.270	1:41.668	Van Diemen F	RexChem Research / M
3	#46	Douglas Rocco	FC	5	5 Laps	8:12.722	1:37.250	VanDiemen DF	BLUE CHIP DIESEL
4	#49	Bill Gendron	P1	2	8 Laps	3:33.946	1:46.231	Dragon Sr2A/F	Small Fortune Racing

Announcements

New Track Record (1:41.668) for FE by Mark Spyvee.
Time Prov 1437 Time Final 1520

Margin of Victory	Avg. Speed	Best Lap Tm	Best Speed	Best Lap by
39.509	83.826	1:37.250	85.141	#46 - Douglas Rocco

Joshua Underwood, Chief of Timing & Scoring

Orbits

Kathy Barnes, Chief Steward / Earl Hurlbut, Chairman SOM

www.mylaps.com
Licensed to: NEDiv



**New England Region
NERRC Kickoff Weekend
Official Race Results**



NERRC Kickoff Weekend

Sorted on Laps

Grp 3 - FA-B-C-E-F-M, CFC, NCF, FS, P1-2

Palmer Motorsports Park 2.300 miles

Race 1 #16-RQ-4241-S

2016-05-06 13:50

Race (16:00 and 1 Laps) started at 14:20:17

Pos	No.	Name	Class	Laps	Diff	Total Tm	Best Tm	Make-Model	Sponsor
FC									
1	#02	Fred Bross	FC	10		16:27.761	1:37.458	Van Diemen R	Import Car Works
2	#46	Douglas Rocco	FC	5	5 Laps	8:12.722	1:37.250	VanDiemen DF	BLUE CHIP DIESEL
FE									
1	#88	Mark Spyvee	FE	10		17:07.270	1:41.668	Van Diemen F	RexChem Research / M
P1									
1	#49	Bill Gendron	P1	2		3:33.946	1:46.231	Dragon Sr2A/F	Small Fortune Racing

Announcements

New Track Record (1:41.668) for FE by Mark Spyvee.
Time Prov 1437 Time Final 1520

Margin of Victory	Avg. Speed	Best Lap Tm	Best Speed	Best Lap by
39.509	83.826	1:37.250	85.141	#46 - Douglas Rocco

Joshua Underwood, Chief of Timing & Scoring

Orbits

Kathy Barnes, Chief Steward / Earl Hurlbut, Chairman SOM

www.mylaps.com
Licensed to: NEDiv

NERRC Kickoff Weekend

Lapchart


Grp 3 - FA-B-C-E-F-M, CFC, NCF, FS, P1-2

Palmer Motorsports Park 2.300 miles

Race 1 #16-RQ-4241-S

2016-05-06 13:50

Race (16:00 and 1 Laps) started at 14:20:17



Competitors

Laps

	0	1	2	3	4	5	6	7	8	9	10	
Fred Bross (#02)	1	#02	#02	#46	#46	#46	#46	#02	#02	#02	#02	#02
Mark Spyvee (#88)	2	#88	#46	#02	#02	#02	#02	#88	#88	#88	#88	#88
Douglas Rocco (#46)	3	#46	#88	#88	#88	#88	#88					
Bill Gendron (#49)	4	#49	#49	#49								



New England Region
 NERRC Kickoff Weekend
 Official Race Results



NERRC Kickoff Weekend

Grp 3 - FA-B-C-E-F-M, CFC, NCF, FS, P1-2

Palmer Motorsports Park 2.300 miles

Race 1 #16-RQ-4241-S

2016-05-06 13:50

Race (16:00 and 1 Laps) started at 14:20:17

(#02) Fred Bross

1	1:39.179	+1.721
2	1:38.827	+1.369
3	1:38.273	+0.815
4	1:38.810	+1.352
5	1:37.978	+0.520
6	1:40.576	+3.118
7	1:40.115	+2.657
8	1:37.458	
9	1:37.893	+0.435
10	1:38.652	+1.194

(#88) Mark Spyvee

1	1:44.250	+2.582
2	1:42.812	+1.144
3	1:42.895	+1.227
4	1:43.236	+1.568
5	1:42.227	+0.559
6	1:44.430	+2.762
7	1:41.668	
8	1:41.907	+0.239
9	1:41.961	+0.293
10	1:41.678	+0.010

(#46) Douglas Rocco

1	1:39.648	+2.398
2	1:37.250	
3	1:38.372	+1.122
4	1:39.042	+1.792
5	1:38.175	+0.925

(#49) Bill Gendron

1	1:46.982	+0.751
2	1:46.231	

Joshua Underwood, Chief of Timing & Scoring

Orbits

Kathy Barnes, Chief Steward / Earl Hurlbut, Chairman SOM

www.mylaps.com
 Licensed to: NEDiv



**New England Region
NERRC Kickoff Weekend
Official Race Results**



NERRC Kickoff Weekend

Sorted on Best Lap time

Grp 3 - FA-B-C-E-F-M, CFC, NCF, FS, P1-2

Palmer Motorsports Park 2.300 miles

Race 1 #16-RQ-4241-S

2016-05-06 13:50

Race (16:00 and 1 Laps) started at 14:20:17

Pos	No.	Name	Class	Best Tm	Diff	Best Speed	In Lap	Make-Model	Sponsor
FC									
1	#46	Douglas Rocco	FC	1:37.250		85.141	2	VanDiemen DPO2-1	BLUE CHIP DIESEL
2	#02	Fred Bross	FC	1:37.458	0.208	84.960	8	Van Diemen RF02/I	Import Car Works
FE									
1	#88	Mark Spyvee	FE	1:41.668		81.442	7	Van Diemen Formu	RexChem Research
P1									
1	#49	Bill Gendron	P1	1:46.231		77.943	2	Dragon Sr2A/Red	Small Fortune Raci

Announcements

New Track Record (1:41.668) for FE by Mark Spyvee.
Time Prov 1437 Time Final 1520

Joshua Underwood, Chief of Timing & Scoring

Orbits

Kathy Barnes, Chief Steward / Earl Hurlbut, Chairman SOM

www.mylaps.com
Licensed to: NEDiv



**New England Region
NERRC Kickoff Weekend
Official Race Results**



NERRC Kickoff Weekend

Sorted on Laps

Grp 4 - SSM, SM2, STU

Palmer Motorsports Park 2.300 miles

Race 1 #16-RQ-4241-S

2016-05-06 14:15

Race started at 14:48:03

Pos	No.	Name	Class	Laps	Diff	Total Tm	Best Tm	Make-Model	Sponsor
1	#9	Jesse Schmidt	SM2	9		16:33.956	1:49.459	Mazda Miata/F	Rossini Racing Product
2	#30	Tom Bogar	SM2	9	16.462	16:50.418	1:51.498	Mazda Miata/E	AUTEX MAZDA KEENE
3	#78	Jimmy Locke	SM2	9	16.910	16:50.866	1:51.207	Mazda Miata/r	NorthEast Earth Mecha
4	#52	Donald W Duman	SM2	9	17.854	16:51.810	1:51.556	Mazda Miata/F	Southern Auto Auction
5	#19	Shelby Churchill	SM2	9	34.188	17:08.144	1:52.438	Mazda Miata/E	
6	#38	Hunter Bogar	SM2	9	34.504	17:08.460	1:52.485	Mazda Miata/r	Autex Mazda
7	#7	Cy Peake	STU	9	35.859	17:09.815	1:51.593	Mazda Miata/c	LTD Racing
8	#09	Roger Cote	SM2	9	35.953	17:09.909	1:53.518	Mazda Miata/v	
9	#13	Robert Reed	STU	9	36.620	17:10.576	1:52.221	Mazda Miata/C	LTD Racing
10	#14	Keith Knickerbocker	SM2	9	45.772	17:19.728	1:53.771	Mazda Miata/t	Knickerbocker by Desig
11	#73	Xiang Li	SM2	9	46.317	17:20.273	1:53.013	Ford Fiesta/Or	
12	#121	Gregory Pecora	STU	9	47.003	17:20.959	1:52.842	Mazda Mx 5 c	Pecora Motorsports No
13	#133	Ben Phillips	STU	9	53.351	17:27.307	1:51.067	Porsche 968 I	BigSpeed Racing
14	#86	Mark Wheatley	SM2	9	1:00.559	17:34.515	1:55.351	Mazda Miata/c	
15	#06	Jeff Longo	SM2	9	1:03.184	17:37.140	1:54.639	Mazda Miata/r	LTD Racing / Marbledal
16	#33	Rebecca Harvey	SM2	9	1:18.096	17:52.052	1:57.188	Mazda Miata/E	Road Rebels
17	#62	William Dergosits	SM2	9	1:19.297	17:53.253	1:56.904	Mazda Miata/F	North Country Subaru
18	#67	Walter Ryan	SM2	8	1 Lap	16:57.319	2:04.007	Mazda miata/c	
19	#37	Eric Thompson	STU	7	2 Laps	13:07.548	1:47.945	Mazda MIATA/	FLATOUT MOTORSPOR

Announcements

New Track Record (1:47.945) for STU by Eric Thompson.

New Track Record (1:49.459) for SM2 by Jesse Schmidt.

Time Prov 1507 Time Final 1537

Margin of Victory	Avg. Speed	Best Lap Tm	Best Speed	Best Lap by
16.462	74.973	1:47.945	76.706	#37 - Eric Thompson

Joshua Underwood, Chief of Timing & Scoring

Orbits

Kathy Barnes, Chief Steward / Earl Hurlbut, Chairman SOM

www.mylaps.com

Licensed to: NEDiv



New England Region
NERRC Kickoff Weekend
Official Race Results



NERRC Kickoff Weekend

Sorted on Laps

Grp 4 - SSM, SM2, STU

Palmer Motorsports Park 2.300 miles

Race 1 #16-RQ-4241-S

2016-05-06 14:15

Race started at 14:48:03

Pos	No.	Name	Class	Laps	Diff	Total Tm	Best Tm	Make-Model	Sponsor
SM2									
1	#9	Jesse Schmidt	SM2	9		16:33.956	1:49.459	Mazda Miata/F	Rossini Racing Product
2	#30	Tom Bogar	SM2	9	16.462	16:50.418	1:51.498	Mazda Miata/E	AUTEX MAZDA KEENE
3	#78	Jimmy Locke	SM2	9	16.910	16:50.866	1:51.207	Mazda Miata/r	NorthEast Earth Mecha
4	#52	Donald W Duman	SM2	9	17.854	16:51.810	1:51.556	Mazda Miata/F	Southern Auto Auction
5	#19	Shelby Churchill	SM2	9	34.188	17:08.144	1:52.438	Mazda Miata/E	
6	#38	Hunter Bogar	SM2	9	34.504	17:08.460	1:52.485	Mazda Miata/r	Autex Mazda
7	#09	Roger Cote	SM2	9	35.953	17:09.909	1:53.518	Mazda Miata/v	
8	#14	Keith Knickerbocker	SM2	9	45.772	17:19.728	1:53.771	Mazda Miata/t	Knickerbocker by Desig
9	#73	Xiang Li	SM2	9	46.317	17:20.273	1:53.013	Ford Fiesta/Or	
10	#86	Mark Wheatley	SM2	9	1:00.559	17:34.515	1:55.351	Mazda Miata/S	
11	#06	Jeff Longo	SM2	9	1:03.184	17:37.140	1:54.639	Mazda Miata/r	LTD Racing / Marbledal
12	#33	Rebecca Harvey	SM2	9	1:18.096	17:52.052	1:57.188	Mazda Miata/E	Road Rebels
13	#62	William Dergosits	SM2	9	1:19.297	17:53.253	1:56.904	Mazda Miata/F	North Country Subaru
14	#67	Walter Ryan	SM2	8	1 Lap	16:57.319	2:04.007	Mazda miata/c	
STU									
1	#7	Cy Peake	STU	9		17:09.815	1:51.593	Mazda Miata/c	LTD Racing
2	#13	Robert Reed	STU	9	0.761	17:10.576	1:52.221	Mazda Miata/C	LTD Racing
3	#121	Gregory Pecora	STU	9	11.144	17:20.959	1:52.842	Mazda Mx 5 c	Pecora Motorsports No
4	#133	Ben Phillips	STU	9	17.492	17:27.307	1:51.067	Porsche 968 I	BigSpeed Racing
5	#37	Eric Thompson	STU	7	2 Laps	13:07.548	1:47.945	Mazda MIATA/	FLATOUT MOTORSPOR

Announcements

New Track Record (1:47.945) for STU by Eric Thompson.

New Track Record (1:49.459) for SM2 by Jesse Schmidt.

Time Prov 1507 Time Final 1537

Margin of Victory	Avg. Speed	Best Lap Tm	Best Speed	Best Lap by
16.462	74.973	1:47.945	76.706	#37 - Eric Thompson

Joshua Underwood, Chief of Timing & Scoring

Orbits

Kathy Barnes, Chief Steward / Earl Hurlbut, Chairman SOM

www.mylaps.com

Licensed to: NEDiv

NERRC Kickoff Weekend

Lapchart


Grp 4 - SSM, SM2, STU

Palmer Motorsports Park 2.300 miles

Race 1 #16-RQ-4241-S

2016-05-06 14:15

Race started at 14:48:03



Competitors	Laps									
	0	1	2	3	4	5	6	7	8	9
Eric Thompson (#37)	1	#37	#37	#37	#37	#37	#37	#9	#9	#9
Jesse Schmidt (#9)	2	#9	#9	#9	#9	#9	#9	#30	#30	#30
Tom Bogar (#30)	3	#30	#52	#52	#30	#78	#78	#30	#78	#78
Donald W Duman (#52)	4	#52	#30	#30	#78	#30	#30	#78	#37	#52
Shelby Churchill (#19)	5	#19	#78	#78	#52	#52	#52	#52	#19	#19
Hunter Bogar (#38)	6	#38	#09	#09	#19	#19	#19	#19	#133	#38
Roger Cote (#09)	7	#09	#19	#19	#09	#09	#09	#09	#38	#7
Keith Knickerbocker (#14)	8	#14	#133	#38	#38	#38	#38	#38	#09	#09
Ben Phillips (#133)	9	#133	#38	#14	#13	#13	#13	#133	#13	#13
Gregory Pecora (#121)	10	#121	#14	#133	#14	#14	#133	#133	#13	#7
Jeff Longo (#06)	11	#06	#06	#13	#133	#133	#7	#7	#7	#14
Mark Wheatley (#86)	12	#86	#86	#06	#06	#7	#14	#14	#14	#73
Jimmy Locke (#78)	13	#78	#13	#86	#7	#06	#73	#73	#73	#121
Rebecca Harvey (#33)	14	#33	#121	#121	#86	#121	#06	#121	#121	#86
William Dergosits (#62)	15	#62	#73	#7	#121	#73	#121	#06	#86	#06
Xiang Li (#73)	16	#73	#7	#73	#73	#86	#86	#86	#06	#33
Walter Ryan (#67)	17	#67	#33	#33	#33	#33	#33	#33	#33	#62
Robert Reed (#13)	18	#13	#62	#62	#62	#62	#62	#62	#62	#67
Cy Peake (#7)	19	#7	#67	#67	#67	#67	#67	#67	#67	#67



New England Region NERRC Kickoff Weekend Official Race Results



NERRC Kickoff Weekend

Grp 4 - SSM, SM2, STU

Palmer Motorsports Park 2.300 miles

Race 1 #16-RQ-4241-S

2016-05-06 14:15

Race started at 14:48:03

(#9) Jesse Schmidt			6	1:52.762	+0.277	2	1:55.637	+2.795	9	1:57.410	+0.506
1	1:52.429	+2.970	7	1:52.485		3	1:55.956	+3.114	(#67) Walter Ryan		
2	1:49.459		8	1:53.893	+1.408	4	1:54.210	+1.368	1	2:09.871	+5.864
3	1:50.676	+1.217	9	1:52.857	+0.372	5	1:56.740	+3.898	2	2:06.294	+2.287
4	1:49.971	+0.512	(#7) Cy Peake			6	1:53.676	+0.834	3	2:07.385	+3.378
5	1:49.934	+0.475	1	2:00.303	+8.710	7	1:53.786	+0.944	4	2:07.807	+3.800
6	1:49.972	+0.513	2	1:55.931	+4.338	8	1:52.842		5	2:05.641	+1.634
7	1:50.185	+0.726	3	1:53.001	+1.408	9	1:53.282	+0.440	6	2:06.754	+2.747
8	1:50.741	+1.282	4	1:53.919	+2.326	(#133) Ben Phillips			7	2:06.697	+2.690
9	1:50.577	+1.118	5	1:51.701	+0.108	1	1:59.751	+8.684	8	2:04.007	
(#30) Tom Bogar			6	1:51.593		2	1:57.119	+6.052	(#37) Eric Thompson		
1	1:54.931	+3.433	7	1:52.239	+0.646	3	1:54.279	+3.212	1	1:50.898	+2.953
2	1:51.655	+0.157	8	1:52.805	+1.212	4	1:53.862	+2.795	2	1:47.945	
3	1:51.687	+0.189	9	1:53.167	+1.574	5	1:52.393	+1.326	3	1:48.505	+0.560
4	1:52.072	+0.574	(#09) Roger Cote			6	1:51.067		4	1:48.920	+0.975
5	1:51.620	+0.122	1	1:56.182	+2.664	7	1:51.673	+0.606	5	1:48.589	+0.644
6	1:52.692	+1.194	2	1:53.518		8	1:51.843	+0.776	6	1:47.950	+0.005
7	1:51.987	+0.489	3	1:54.555	+1.037	9	2:13.531	+22.464	p7	2:14.741	+26.796
8	1:51.498		4	1:53.644	+0.126	(#86) Mark Wheatley					
9	1:51.862	+0.364	5	1:54.281	+0.763	1	2:00.382	+5.031			
(#78) Jimmy Locke			6	1:54.452	+0.934	2	1:57.736	+2.385			
1	1:53.930	+2.723	7	1:53.923	+0.405	3	1:55.351				
2	1:51.207		8	1:53.931	+0.413	4	1:56.220	+0.869			
3	1:51.847	+0.640	9	1:54.288	+0.770	5	1:56.520	+1.169			
4	1:51.345	+0.138	(#13) Robert Reed			6	1:55.855	+0.504			
5	1:51.760	+0.553	1	2:01.368	+9.147	7	1:57.065	+1.714			
6	1:53.101	+1.894	2	1:55.082	+2.861	8	1:56.289	+0.938			
7	1:52.141	+0.934	3	1:52.991	+0.770	9	1:56.897	+1.546			
8	1:51.418	+0.211	4	1:52.429	+0.208	(#06) Jeff Longo					
9	1:51.901	+0.694	5	1:53.029	+0.808	1	2:00.230	+5.591			
(#52) Donald W Duman			6	1:52.221		2	1:57.213	+2.574			
1	1:54.397	+2.841	7	1:52.961	+0.740	3	1:54.639				
2	1:51.827	+0.271	8	1:53.115	+0.894	4	1:55.999	+1.360			
3	1:52.988	+1.432	9	1:54.473	+2.252	5	1:56.947	+2.308			
4	1:51.556		(#14) Keith Knickerbocker			6	1:56.793	+2.154			
5	1:52.502	+0.946	1	2:00.522	+6.751	7	1:57.749	+3.110			
6	1:52.580	+1.024	2	1:55.230	+1.459	8	1:58.241	+3.602			
7	1:51.732	+0.176	3	1:55.285	+1.514	9	1:57.311	+2.672			
8	1:51.729	+0.173	4	1:53.771		(#33) Rebecca Harvey					
9	1:52.026	+0.470	5	1:54.956	+1.185	1	2:04.529	+7.341			
(#19) Shelby Churchill			6	1:54.210	+0.439	2	1:58.080	+0.892			
1	1:57.500	+5.062	7	1:54.393	+0.622	3	1:57.443	+0.255			
2	1:52.438		8	1:55.109	+1.338	4	1:57.188				
3	1:52.846	+0.408	9	1:54.651	+0.880	5	1:57.981	+0.793			
4	1:52.985	+0.547	(#73) Xiang Li			6	1:58.533	+1.345			
5	1:53.862	+1.424	1	2:02.394	+9.381	7	1:58.371	+1.183			
6	1:53.744	+1.306	2	1:56.830	+3.817	8	1:58.651	+1.463			
7	1:55.073	+2.635	3	1:55.376	+2.363	9	1:58.837	+1.649			
8	1:53.092	+0.654	4	1:54.004	+0.991	(#62) William Dergosits					
9	1:55.694	+3.256	5	1:55.009	+1.996	1	2:09.135	+12.231			
(#38) Hunter Bogar			6	1:53.312	+0.299	2	1:59.869	+2.965			
1	2:00.699	+8.214	7	1:53.645	+0.632	3	1:57.652	+0.748			
2	1:54.786	+2.301	8	1:54.055	+1.042	4	1:56.904				
3	1:53.902	+1.417	9	1:53.013		5	1:57.214	+0.310			
4	1:53.067	+0.582	(#121) Gregory Pecora			6	1:57.438	+0.534			
5	1:52.968	+0.483	1	2:02.831	+9.989	7	1:57.588	+0.684			
						8	1:57.573	+0.669			

Joshua Underwood, Chief of Timing & Scoring

Orbits

Kathy Barnes, Chief Steward / Earl Hurlbut, Chairman SOM

Joshua Underwood

www.mylaps.com

Licensed to: NEDiv



**New England Region
NERRC Kickoff Weekend
Official Race Results**



NERRC Kickoff Weekend

Sorted on Best Lap time

Grp 4 - SSM, SM2, STU

Palmer Motorsports Park 2.300 miles

Race 1 #16-RQ-4241-S

2016-05-06 14:15

Race started at 14:48:03

Pos	No.	Name	Class	Best Tm	Diff	Best Speed	In Lap	Make-Model	Sponsor
SM2									
1	#9	Jesse Schmidt	SM2	1:49.459		75.645	2	Mazda Miata/Red	Rossini Racing Proc
2	#78	Jimmy Locke	SM2	1:51.207	1.748	74.456	2	Mazda Miata/rusty	NorthEast Earth Me
3	#30	Tom Bogar	SM2	1:51.498	2.039	74.261	8	Mazda Miata/Black	AUTEX MAZDA KEE
4	#52	Donald W Duman	SM2	1:51.556	2.097	74.223	4	Mazda Miata/Red	Southern Auto Auc
5	#19	Shelby Churchill	SM2	1:52.438	2.979	73.641	2	Mazda Miata/Black	
6	#38	Hunter Bogar	SM2	1:52.485	3.026	73.610	7	Mazda Miata/red	Autex Mazda
7	#73	Xiang Li	SM2	1:53.013	3.554	73.266	9	Ford Fiesta/Orange	
8	#09	Roger Cote	SM2	1:53.518	4.059	72.940	2	Mazda Miata/white	
9	#14	Keith Knickerbocker	SM2	1:53.771	4.312	72.778	4	Mazda Miata/black	Knickerbocker by D
10	#06	Jeff Longo	SM2	1:54.639	5.180	72.227	3	Mazda Miata/red	LTD Racing / Marbl
11	#86	Mark Wheatley	SM2	1:55.351	5.892	71.781	3	Mazda Miata/Silver	
12	#62	William Dergosits	SM2	1:56.904	7.445	70.827	4	Mazda Miata/Red/S	North Country Subi
13	#33	Rebecca Harvey	SM2	1:57.188	7.729	70.656	4	Mazda Miata/Blue	Road Rebels
14	#67	Walter Ryan	SM2	2:04.007	14.548	66.770	8	Mazda miata/orang	
STU									
1	#37	Eric Thompson	STU	1:47.945		76.706	2	Mazda MIATA/BLAC	FLATOUT MOTORS
2	#133	Ben Phillips	STU	1:51.067	3.122	74.550	6	Porsche 968 ITR ra	BigSpeed Racing
3	#7	Cy Peake	STU	1:51.593	3.648	74.198	6	Mazda Miata/green	LTD Racing
4	#13	Robert Reed	STU	1:52.221	4.276	73.783	6	Mazda Miata/Greer	LTD Racing
5	#121	Gregory Pecora	STU	1:52.842	4.897	73.377	8	Mazda Mx 5 cup ca	Pecora Motorsports

Announcements

New Track Record (1:47.945) for STU by Eric Thompson.
 New Track Record (1:49.459) for SM2 by Jesse Schmidt.
 Time Prov 1507 Time Final 1537

Joshua Underwood, Chief of Timing & Scoring

Orbits

Kathy Barnes, Chief Steward / Earl Hurlbut, Chairman SOM

www.mylaps.com
 Licensed to: NEDiv



**New England Region
NERRC Kickoff Weekend
Official Race Results**



NERRC Kickoff Weekend

Sorted on Laps

Grp 5 - SRF, SRF3, EVSR, SPU

Palmer Motorsports Park 2.300 miles

Race 1 #16-RQ-4241-S

2016-05-06 14:40

Race started at 15:22:53

Pos	No.	Name	Class	Laps	Diff	Total Tm	Best Tm	Make-Model	Sponsor
1	#72	Steve Introne	SRF3	9		17:44.986	1:46.179	SCCA Enterpri:	IntroneCom.com Franl
2	#88	Jonathan Emms	SRF3	9	3.167	17:48.153	1:51.231	SCCA Enterpri:	Clockwork Orange Raci
3	#12	Federico Burgos	SRF	9	35.806	18:20.792	1:50.004	SCCA Enterpri:	
4	#69	Mark Saviet	SRF	9	58.301	18:43.287	1:52.154	Spec Racer Fo	DADDYLUBE - 'Service
5	#13	Thomas Riley	SRF	9	58.432	18:43.418	1:51.179	Spec Racer Fo	TRAC Consulting
6	#4	Scott James	SRF	9	1:10.309	18:55.295	1:51.937	SCCA Enterpri:	Chicane Racing/Motion
7	#8	David Ferguson	SRF3	9	1:31.560	19:16.546	1:48.097	Spec Racer Fo	Motion Dynamics
8	#62	Thomas Kirchman	SRF	9	2:20.420	20:05.406	1:58.144	SCCA Enterpri:	

Announcements

Time Prov 1544 Time Final 1614

Margin of Victory	Avg. Speed	Best Lap Tm	Best Speed	Best Lap by
3.167	69.973	1:46.179	77.982	#72 - Steve Introne

Joshua Underwood, Chief of Timing & Scoring

Orbits

Kathy Barnes, Chief Steward / Earl Hurlbut, Chairman SOM

www.mylaps.com
Licensed to: NEDiv



**New England Region
NERRC Kickoff Weekend
Official Race Results**



NERRC Kickoff Weekend

Sorted on Laps

Grp 5 - SRF, SRF3, EVSR, SPU

Palmer Motorsports Park 2.300 miles

Race 1 #16-RQ-4241-S

2016-05-06 14:40

Race started at 15:22:53

Pos	No.	Name	Class	Laps	Diff	Total Tm	Best Tm	Make-Model	Sponsor
SRF									
1	#12	Federico Burgos	SRF	9		18:20.792	1:50.004	SCCA Enterpri:	
2	#69	Mark Saviet	SRF	9	22.495	18:43.287	1:52.154	Spec Racer Fo	DADDYLUBE - 'Service
3	#13	Thomas Riley	SRF	9	22.626	18:43.418	1:51.179	Spec Racer Fo	TRAC Consulting
4	#4	Scott James	SRF	9	34.503	18:55.295	1:51.937	SCCA Enterpri:	Chicane Racing/Motion
5	#62	Thomas Kirchman	SRF	9	1:44.614	20:05.406	1:58.144	SCCA Enterpri:	
SRF3									
1	#72	Steve Introne	SRF3	9		17:44.986	1:46.179	SCCA Enterpri:	IntroneCom.com Franl
2	#88	Jonathan Emms	SRF3	9	3.167	17:48.153	1:51.231	SCCA Enterpri:	Clockwork Orange Raci
3	#8	David Ferguson	SRF3	9	1:31.560	19:16.546	1:48.097	Spec Racer Fo	Motion Dynamics

Announcements

Time Prov 1544 Time Final 1614

Margin of Victory	Avg. Speed	Best Lap Tm	Best Speed	Best Lap by
3.167	69.973	1:46.179	77.982	#72 - Steve Introne

Joshua Underwood, Chief of Timing & Scoring

Orbits

Kathy Barnes, Chief Steward / Earl Hurlbut, Chairman SOM

www.mylaps.com
Licensed to: NEDiv

NERRC Kickoff Weekend

Lapchart


Grp 5 - SRF, SRF3, EVSR, SPU

Palmer Motorsports Park 2.300 miles

Race 1 #16-RQ-4241-S

2016-05-06 14:40

Race started at 15:22:53



Competitors	Laps										
	0	1	2	3	4	5	6	7	8	9	
Steve Introne (#72)	1	#72	#72	#72	#72	#72	#72	#72	#72	#72	#72
David Ferguson (#8)	2	#8	#8	#8	#8	#88	#88	#88	#88	#88	#88
Jonathan Emms (#88)	3	#88	#88	#12	#88	#8	#12	#12	#12	#12	#12
Federico Burgos (#12)	4	#12	#12	#88	#12	#12	#13	#69	#69	#69	#69
Mark Saviet (#69)	5	#69	#13	#13	#13	#13	#69	#13	#13	#13	#13
Thomas Riley (#13)	6	#13	#69	#69	#69	#69	#4	#4	#4	#4	#4
Thomas Kirchman (#62)	7	#62	#4	#4	#4	#4	#8	#8	#8	#8	#8
Scott James (#4)	8	#4	#62	#62	#62	#62	#62	#62	#62	#62	#62



New England Region NERRC Kickoff Weekend Official Race Results



NERRC Kickoff Weekend

Grp 5 - SRF, SRF3, EVSR, SPU

Palmer Motorsports Park 2.300 miles

Race 1 #16-RQ-4241-S

2016-05-06 14:40

Race started at 15:22:53

<u>(#72) Steve Introne</u>			6	2:08.252	+16.315
1	1:52.257	+6.078	7	2:13.917	+21.980
2	1:46.179		8	2:11.602	+19.665
3	1:54.694	+8.515	9	2:13.751	+21.814
4	2:02.160	+15.981	<u>(#8) David Ferguson</u>		
5	2:00.860	+14.681	1	1:52.662	+4.565
6	2:00.356	+14.177	2	1:48.097	
7	2:01.800	+15.621	3	1:58.865	+10.768
8	2:02.093	+15.914	4	2:03.488	+15.391
9	2:04.587	+18.408	5	2:38.718	+50.621
<u>(#88) Jonathan Emms</u>			6	2:11.935	+23.838
1	1:54.925	+3.694	7	2:12.713	+24.616
2	1:51.231		8	2:13.183	+25.086
3	1:54.681	+3.450	9	2:16.473	+28.376
4	2:02.094	+10.863	<u>(#62) Thomas Kirchman</u>		
5	2:00.060	+8.829	1	2:01.183	+3.039
6	1:58.862	+7.631	2	1:58.144	
7	2:01.365	+10.134	3	2:08.640	+10.496
8	2:02.092	+10.861	4	2:13.977	+15.833
9	2:02.261	+11.030	5	2:12.025	+13.881
<u>(#12) Federico Burgos</u>			6	2:15.896	+17.752
1	1:55.260	+5.256	7	2:17.462	+19.318
2	1:50.004		8	2:24.084	+25.940
3	1:58.363	+8.359	9	2:32.357	+34.213
4	2:01.908	+11.904	<u>(#69) Mark Saviet</u>		
5	2:04.591	+14.587	1	1:56.564	+4.410
6	2:02.348	+12.344	2	1:52.154	
7	2:07.699	+17.695	3	2:01.717	+9.563
8	2:08.157	+18.153	4	2:07.172	+15.018
9	2:11.504	+21.500	5	2:05.907	+13.753
<u>(#69) Mark Saviet</u>			6	2:04.813	+12.659
1	1:56.564	+4.410	7	2:11.632	+19.478
2	1:52.154		8	2:10.665	+18.511
3	2:01.717	+9.563	9	2:11.468	+19.314
4	2:07.172	+15.018	<u>(#13) Thomas Riley</u>		
5	2:05.907	+13.753	1	1:55.498	+4.319
6	2:04.813	+12.659	2	1:51.179	
7	2:11.632	+19.478	3	2:02.483	+11.304
8	2:10.665	+18.511	4	2:07.991	+16.812
9	2:11.468	+19.314	5	2:05.897	+14.718
<u>(#13) Thomas Riley</u>			6	2:05.916	+14.737
1	1:55.498	+4.319	7	2:11.245	+20.066
2	1:51.179		8	2:10.909	+19.730
3	2:02.483	+11.304	9	2:11.050	+19.871
4	2:07.991	+16.812	<u>(#4) Scott James</u>		
5	2:05.897	+14.718	1	1:56.699	+4.762
6	2:05.916	+14.737	2	1:51.937	
7	2:11.245	+20.066	3	2:06.085	+14.148
8	2:10.909	+19.730	4	2:06.922	+14.985
9	2:11.050	+19.871	5	2:04.480	+12.543
<u>(#4) Scott James</u>					
1	1:56.699	+4.762			
2	1:51.937				
3	2:06.085	+14.148			
4	2:06.922	+14.985			
5	2:04.480	+12.543			

Joshua Underwood, Chief of Timing & Scoring

Orbits

Kathy Barnes, Chief Steward / Earl Hurlbut, Chairman SOM

www.mylaps.com
Licensed to: NEDiv



**New England Region
NERRC Kickoff Weekend
Official Race Results**



NERRC Kickoff Weekend

Sorted on Best Lap time

Grp 5 - SRF, SRF3, EVSR, SPU

Palmer Motorsports Park 2.300 miles

Race 1 #16-RQ-4241-S

2016-05-06 14:40

Race started at 15:22:53

Pos	No.	Name	Class	Best Tm	Diff	Best Speed	In Lap	Make-Model	Sponsor
SRF									
1	#12	Federico Burgos	SRF	1:50.004		75.270	2	SCCA Enterprises S	
2	#13	Thomas Riley	SRF	1:51.179	1.175	74.474	2	Spec Racer Ford/bl	TRAC Consulting
3	#4	Scott James	SRF	1:51.937	1.933	73.970	2	SCCA Enterprises S	Chicane Racing/Mo
4	#69	Mark Saviet	SRF	1:52.154	2.150	73.827	2	Spec Racer Ford/bl	DADDYLUBE - 'Sen
5	#62	Thomas Kirchman	SRF	1:58.144	8.140	70.084	2	SCCA Enterprises S	
SRF3									
1	#72	Steve Introne	SRF3	1:46.179		77.982	2	SCCA Enterprises S	IntroneCom.com F
2	#8	David Ferguson	SRF3	1:48.097	1.918	76.598	2	Spec Racer Ford/BI	Motion Dynamics
3	#88	Jonathan Emms	SRF3	1:51.231	5.052	74.440	2	SCCA Enterprises S	Clockwork Orange

Announcements

Time Prov 1544 Time Final 1614

Joshua Underwood, Chief of Timing & Scoring

Orbits

Kathy Barnes, Chief Steward / Earl Hurlbut, Chairman SOM

www.mylaps.com
Licensed to: NEDiv



New England Region NERRC Kickoff Weekend Official Race Results



NERRC Kickoff Weekend

Sorted on Laps

Grp 6 - SM, SM5, SMT, T3, B Spec

Palmer Motorsports Park 2.300 miles

Race 1 #16-RQ-4241-S

2016-05-06 15:05

Race started at 15:54:50

Pos	No.	Name	Class	Laps	Diff	Total Tm	Best Tm	Make-Model	Sponsor
1	#9	Jesse Schmidt	SM	8		16:52.569	2:03.250	Mazda Miata/F	Rossini Racing Product
2	#177	Richard Astacio	SM	8	0.599	16:53.168	2:03.512	Mazda Mx-5/S	SAC Racing Astacio Plt
3	#78	Jimmy Locke	SM	8	1.550	16:54.119	2:03.679	Mazda Miata/r	NorthEast Earth Mecha
4	#30	Tom Bogar	SM	8	5.825	16:58.394	2:05.218	Mazda Miata/E	AUTEX MAZDA KEENE
5	#77	J T Coupal	SM	8	6.273	16:58.842	2:05.079	Mazda Miata/E	Flatout Motorsports Mi
6	#38	Hunter Bogar	SM	8	8.153	17:00.722	2:05.079	Mazda Miata/r	Autex Mazda
7	#28	Jeff Miller	SM	8	31.306	17:23.875	2:08.006	Mazda Miata/v	SAC Racing
8	#13	Robert Reed	SM	8	50.423	17:42.992	2:10.571	Mazda Miata/C	LTD Racing
9	#19	Shelby Churchill	SM	8	52.804	17:45.373	2:10.454	Mazda Miata/E	
10	#15	Douglas Fisher	SM	8	59.384	17:51.953	2:11.198	Mazda Miata/E	Father Daughter Racin
11	#34	Thomas Paolino	SM	8	1:14.505	18:07.074	2:08.966	Mazda Miata/t	
12	#91	Tom Haronian	SM	8	2:04.467	18:57.036	2:18.121	Mazda Miata/t	Flatout
13	#06	Jeff Longo	SM	7	1 Lap	17:07.399	2:22.907	Mazda Miata/r	LTD Racing / Marbledal
14	#14	Christopher Steven Mosley	B-Spec	5	3 Laps	18:13.216	2:27.380	Honda Fit/Cop	
15	#90	Kent Vaccaro	SM	4	4 Laps	9:04.409	2:13.125	Mazda Miata/E	Flatout Motorsports
16	#73	Xiang Li	SM	1	7 Laps	3:10.742		Mazda Spec M	

Not classified

DNS	#7	Cy Peake	SM		DNS			Mazda Miata/c	LTD Racing
DNS	#33	Rebecca Harvey	SM		DNS			Mazda Miata/E	Road Rebels
DNS	#89	Anthony Vaccaro	SM		DNS			Mazda Miata/E	Flatout Motorsports
DNS	#121	Gregory Pecora	T3		DNS			Mazda Mx 5 c	Pecora Motorsports No

Announcements

New Track Record (2:27.380) for B-Spec by Christopher Steven Mosley.
Time Prov 1614 Time Final 1644

Margin of Victory	Avg. Speed	Best Lap Tm	Best Speed	Best Lap by
0.599	65.418	2:03.250	67.181	#9 - Jesse Schmidt

Joshua Underwood, Chief of Timing & Scoring

Orbits

Kathy Barnes, Chief Steward / Earl Hurlbut, Chairman SOM

www.mylaps.com
Licensed to: NEDiv



New England Region
NERRC Kickoff Weekend
Official Race Results



NERRC Kickoff Weekend

Sorted on Laps

Grp 6 - SM, SM5, SMT, T3, B Spec

Palmer Motorsports Park 2.300 miles

Race 1 #16-RQ-4241-S

2016-05-06 15:05

Race started at 15:54:50

Pos	No.	Name	Class	Laps	Diff	Total Tm	Best Tm	Make-Model	Sponsor
B-Spec									
1	#14	Christopher Steven Mosley	B-Spec	5		18:13.216	2:27.380	Honda Fit/Cop	
SM									
1	#9	Jesse Schmidt	SM	8		16:52.569	2:03.250	Mazda Miata/F	Rossini Racing Product
2	#177	Richard Astacio	SM	8	0.599	16:53.168	2:03.512	Mazda Mx-5/S	SAC Racing Astacio Plt
3	#78	Jimmy Locke	SM	8	1.550	16:54.119	2:03.679	Mazda Miata/r	NorthEast Earth Mecha
4	#30	Tom Bogar	SM	8	5.825	16:58.394	2:05.218	Mazda Miata/E	AUTEX MAZDA KEENE
5	#77	J T Coupal	SM	8	6.273	16:58.842	2:05.079	Mazda Miata/E	Flatout Motorsports Mi
6	#38	Hunter Bogar	SM	8	8.153	17:00.722	2:05.079	Mazda Miata/r	Autex Mazda
7	#28	Jeff Miller	SM	8	31.306	17:23.875	2:08.006	Mazda Miata/v	SAC Racing
8	#13	Robert Reed	SM	8	50.423	17:42.992	2:10.571	Mazda Miata/C	LTD Racing
9	#19	Shelby Churchill	SM	8	52.804	17:45.373	2:10.454	Mazda Miata/E	
10	#15	Douglas Fisher	SM	8	59.384	17:51.953	2:11.198	Mazda Miata/E	Father Daughter Racin
11	#34	Thomas Paolino	SM	8	1:14.505	18:07.074	2:08.966	Mazda Miata/t	
12	#91	Tom Haronian	SM	8	2:04.467	18:57.036	2:18.121	Mazda Miata/t	Flatout
13	#06	Jeff Longo	SM	7	1 Lap	17:07.399	2:22.907	Mazda Miata/r	LTD Racing / Marbledal
14	#90	Kent Vaccaro	SM	4	4 Laps	9:04.409	2:13.125	Mazda Miata/E	Flatout Motorsports
15	#73	Xiang Li	SM	1	7 Laps	3:10.742		Mazda Spec M	
Not classified									
DNS	#7	Cy Peake	SM		DNS			Mazda Miata/c	LTD Racing
DNS	#33	Rebecca Harvey	SM		DNS			Mazda Miata/E	Road Rebels
DNS	#89	Anthony Vaccaro	SM		DNS			Mazda Miata/E	Flatout Motorsports
Not classified									
DNS	#121	Gregory Pecora	T3		DNS			Mazda Mx 5 c	Pecora Motorsports No

Announcements

New Track Record (2:27.380) for B-Spec by Christopher Steven Mosley.
Time Prov 1614 Time Final 1644

Margin of Victory	Avg. Speed	Best Lap Tm	Best Speed	Best Lap by
0.599	65.418	2:03.250	67.181	#9 - Jesse Schmidt

Joshua Underwood, Chief of Timing & Scoring

Orbits

Kathy Barnes, Chief Steward / Earl Hurlbut, Chairman SOM

www.mylaps.com
Licensed to: NEDiv

NERRC Kickoff Weekend

Lapchart


Grp 6 - SM, SM5, SMT, T3, B Spec

Palmer Motorsports Park 2.300 miles

Race 1 #16-RQ-4241-S

2016-05-06 15:05

Race started at 15:54:50



Competitors	Laps									
	0	1	2	3	4	5	6	7	8	
Jesse Schmidt (#9)	1	#9	#9	#177	#9	#9	#9	#9	#9	#9
Tom Bogar (#30)	2	#30	#177	#9	#30	#30	#30	#177	#177	#177
J T Coupal (#77)	3	#77	#30	#30	#77	#77	#78	#78	#78	#78
Richard Astacio (#177)	4	#177	#77	#77	#38	#78	#177	#30	#30	#30
Shelby Churchill (#19)	5	#19	#38	#38	#78	#177	#77	#77	#77	#77
Hunter Bogar (#38)	6	#38	#13	#78	#177	#38	#38	#38	#38	#38
Douglas Fisher (#15)	7	#15	#28	#13	#28	#28	#28	#28	#28	#28
Jeff Miller (#28)	8	#28	#78	#28	#13	#13	#13	#13	#13	#13
Robert Reed (#13)	9	#13	#19	#19	#19	#19	#19	#19	#19	#19
Xiang Li (#73)	10	#73	#15	#15	#15	#15	#15	#34	#34	#15
Jeff Longo (#06)	11	#06	#90	#90	#90	#90	#34	#15	#15	#34
Jimmy Locke (#78)	12	#78	#06	#34	#34	#34	#91	#91	#91	#91
Kent Vaccaro (#90)	13	#90	#34	#06	#06	#91	#06	#06	#06	#06
Tom Haronian (#91)	14	#91	#91	#91	#91	#06	#14			
Thomas Paolino (#34)	15	#34	#73	#14	#14	#14				
Christopher Steven Mosley (#14)	16	#14	#14							
-	17									
-	18									
-	19									
-	20									



New England Region NERRC Kickoff Weekend Official Race Results



NERRC Kickoff Weekend

Grp 6 - SM, SM5, SMT, T3, B Spec

Palmer Motorsports Park 2.300 miles

Race 1 #16-RQ-4241-S

2016-05-06 15:05

Race started at 15:54:50

(#9) Jesse Schmidt			1	2:16.972	+8.966	3	2:23.708	+0.801
1	2:08.068	+4.818	2	2:09.640	+1.634	4	2:22.907	
2	2:08.377	+5.127	3	2:11.073	+3.067	5	2:28.502	+5.595
3	2:09.377	+6.127	4	2:08.991	+0.985	6	2:26.265	+3.358
4	2:06.563	+3.313	5	2:08.006		7	2:30.843	+7.936
5	2:06.751	+3.501	6	2:09.566	+1.560	(#14) Christopher Steven Mosley		
6	2:05.278	+2.028	7	2:08.061	+0.055	1	2:32.663	+5.283
7	2:04.905	+1.655	8	2:09.636	+1.630	2	2:33.915	+6.535
8	2:03.250		(#13) Robert Reed			3	2:30.451	+3.071
(#177) Richard Astacio			1	2:14.908	+4.337	4	2:30.378	+2.998
1	2:07.950	+4.438	2	2:10.571		5	2:27.380	
2	2:07.181	+3.669	3	2:13.127	+2.556	(#90) Kent Vaccaro		
3	2:14.241	+10.729	4	2:12.321	+1.750	1	2:20.106	+6.981
4	2:05.393	+1.881	5	2:12.760	+2.189	2	2:14.372	+1.247
5	2:05.575	+2.063	6	2:11.866	+1.295	3	2:13.125	
6	2:04.332	+0.820	7	2:12.470	+1.899	4	2:13.520	+0.395
7	2:04.276	+0.764	8	2:12.607	+2.036	(#73) Xiang Li		
8	2:03.512		(#19) Shelby Churchill			p1	3:07.935	-3:57:46.840
(#78) Jimmy Locke			1	2:20.415	+9.961			
1	2:15.888	+12.209	2	2:13.859	+3.405			
2	2:06.031	+2.352	3	2:13.276	+2.822			
3	2:04.549	+0.870	4	2:12.529	+2.075			
4	2:05.365	+1.686	5	2:11.295	+0.841			
5	2:05.927	+2.248	6	2:11.628	+1.174			
6	2:05.061	+1.382	7	2:11.064	+0.610			
7	2:04.391	+0.712	8	2:10.454				
8	2:03.679		(#15) Douglas Fisher					
(#30) Tom Bogar			1	2:21.278	+10.080			
1	2:10.807	+5.589	2	2:13.859	+2.661			
2	2:07.642	+2.424	3	2:13.410	+2.212			
3	2:08.586	+3.368	4	2:12.451	+1.253			
4	2:06.188	+0.970	5	2:12.584	+1.386			
5	2:06.685	+1.467	6	2:12.688	+1.490			
6	2:07.416	+2.198	7	2:13.280	+2.082			
7	2:05.574	+0.356	8	2:11.198				
8	2:05.218		(#34) Thomas Paolino					
(#77) J T Coupal			1	2:17.460	+8.494			
1	2:11.254	+6.175	2	2:13.180	+4.214			
2	2:07.544	+2.465	3	2:09.997	+1.031			
3	2:08.403	+3.324	4	2:08.966				
4	2:06.321	+1.242	5	2:10.109	+1.143			
5	2:08.210	+3.131	6	2:09.287	+0.321			
6	2:05.771	+0.692	7	2:09.884	+0.918			
7	2:05.811	+0.732	p8	2:31.858	+22.892			
8	2:05.079		(#91) Tom Haronian					
(#38) Hunter Bogar			1	2:32.036	+13.915			
1	2:11.601	+6.522	2	2:20.051	+1.930			
2	2:07.403	+2.324	3	2:22.978	+4.857			
3	2:08.505	+3.426	4	2:22.362	+4.241			
4	2:08.550	+3.471	5	2:18.254	+0.133			
5	2:06.532	+1.453	6	2:20.171	+2.050			
6	2:05.595	+0.516	7	2:18.944	+0.823			
7	2:06.356	+1.277	8	2:18.121				
8	2:05.079		(#06) Jeff Longo					
(#28) Jeff Miller			1	2:26.875	+3.968			
1	2:11.601	+6.522	2	2:25.489	+2.582			
2	2:07.403	+2.324						
3	2:08.505	+3.426						
4	2:08.550	+3.471						
5	2:06.532	+1.453						
6	2:05.595	+0.516						
7	2:06.356	+1.277						
8	2:05.079							

Joshua Underwood, Chief of Timing & Scoring

Kathy Barnes, Chief Steward / Earl Hurlbut, Chairman SOM

Orbits

www.mylaps.com
Licensed to: NEDiv



**New England Region
NERRC Kickoff Weekend
Official Race Results**



NERRC Kickoff Weekend

Sorted on Best Lap time

Grp 6 - SM, SM5, SMT, T3, B Spec

Palmer Motorsports Park 2.300 miles

Race 1 #16-RQ-4241-S

2016-05-06 15:05

Race started at 15:54:50

Pos	No.	Name	Class	Best Tm	Diff	Best Speed	In Lap	Make-Model	Sponsor
B-Spec									
1	#14	Christopher Steven Mosley	B-Spec	2:27.380		56.181	5	Honda Fit/Copper	
SM									
1	#9	Jesse Schmidt	SM	2:03.250		67.181	8	Mazda Miata/Red	Rossini Racing Pro
2	#177	Richard Astacio	SM	2:03.512	0.262	67.038	8	Mazda Mx-5/Silver/	SAC Racing Astaci
3	#78	Jimmy Locke	SM	2:03.679	0.429	66.948	8	Mazda Miata/rusty	NorthEast Earth M
4	#38	Hunter Bogar	SM	2:05.079	1.829	66.198	8	Mazda Miata/red	Autex Mazda
5	#77	J T Coupal	SM	2:05.079	1.829	66.198	8	Mazda Miata/Blu/Bl	Flatout Motorsport
6	#30	Tom Bogar	SM	2:05.218	1.968	66.125	8	Mazda Miata/Black	AUTEX MAZDA KEE
7	#28	Jeff Miller	SM	2:08.006	4.756	64.684	5	Mazda Miata/White	SAC Racing
8	#34	Thomas Paolino	SM	2:08.966	5.716	64.203	4	Mazda Miata/blackj	
9	#19	Shelby Churchill	SM	2:10.454	7.204	63.471	8	Mazda Miata/Black	
10	#13	Robert Reed	SM	2:10.571	7.321	63.414	2	Mazda Miata/Greer	LTD Racing
11	#15	Douglas Fisher	SM	2:11.198	7.948	63.111	8	Mazda Miata/Blue/'	Father Daughter R
12	#90	Kent Vaccaro	SM	2:13.125	9.875	62.197	3	Mazda Miata/Blue/t	Flatout Motorsport
13	#91	Tom Haronian	SM	2:18.121	14.871	59.947	8	Mazda Miata/blue/t	Flatout
14	#06	Jeff Longo	SM	2:22.907	19.657	57.940	4	Mazda Miata/red	LTD Racing / Marbl
15	#73	Xiang Li	SM			-	0	Mazda Spec Miata	
Not classified									
DNS	#7	Cy Peake	SM			-	0	Mazda Miata/green	LTD Racing
DNS	#33	Rebecca Harvey	SM			-	0	Mazda Miata/Blue	Road Rebels
DNS	#89	Anthony Vaccaro	SM			-	0	Mazda Miata/Blue/t	Flatout Motorsport
Not classified									
DNS	#121	Gregory Pecora	T3			-	0	Mazda Mx 5 cup ca	Pecora Motorsports

Announcements

New Track Record (2:27.380) for B-Spec by Christopher Steven Mosley.
Time Prov 1614 Time Final 1644

Joshua Underwood, Chief of Timing & Scoring

Orbits

Kathy Barnes, Chief Steward / Earl Hurlbut, Chairman SOM

www.mylaps.com
Licensed to: NEDiv



**New England Region
NERRC Kickoff Weekend
Official Race Results**



NERRC Kickoff Weekend

Sorted on Laps

Grp 7 - GT1-2-3, EP, SPO, AS, T1-2, ITE

Palmer Motorsports Park 2.300 miles

Race 1 #16-RQ-4241-S

2016-05-06 15:30

Race started at 16:26:32

Pos	No.	Name	Class	Laps	Diff	Total Tm	Best Tm	Make-Model	Sponsor
1	#35	Anthony Kalkandis	ITE	8		18:04.589	2:12.910	Porsche 944 T	Rennmeister
2	#27	David Burke	GT3	8	0.618	18:05.207	2:12.250	Porsche 944/B	Marty's Buick GMC
3	#59	Michael Goulde	ITE	8	1.833	18:06.422	2:12.415	BMW 328is/Blk	
4	#54	Jeff Campbell	ITE	8	21.145	18:25.734	2:14.717	Porsche 964/C	
5	#81	Zachary Slater	ITE	8	1:04.315	19:08.904	2:18.246	Porsche 944 T	
6	#47	A. Sterling Cole	EP	8	1:48.431	19:53.020	2:23.059	Mazda RX3/Ye	Wankel Works Racetel
7	#18	Kurt Smith	ITE	7	1 Lap	18:50.403	2:36.147	Porsche 914-6	Thanks Dad!
8	#5	Brian Licklider	AS	7	1 Lap	19:58.128	2:44.410	Ford Mustang/	Hartman driveshaft
9	#17	James Jost	GT1	6	2 Laps	18:31.313	2:41.570	Ford thunderb	Jost Iron Works
10	#24	Peter (Tony) Lewis	T2	2	6 Laps	6:20.197	2:59.197	Chevrolet Carr	Taknology. M+A Auto S

Not classified

DNS	#80	Maurizio Cerasoli	GT2		DNS			Porsche 944 T	MCRacing
DNS	#37	Eric Thompson	T1		DNS			Mazda MIATA/	FLATOUT MOTORSPOR

Announcements

Time Prov 1646 Time Final 1716

Margin of Victory	Avg. Speed	Best Lap Tm	Best Speed	Best Lap by
0.618	61.074	2:12.250	62.609	#27 - David Burke

Joshua Underwood, Chief of Timing & Scoring

Orbits

Kathy Barnes, Chief Steward / Earl Hurlbut, Chairman SOM

www.mylaps.com
Licensed to: NEDiv



**New England Region
NERRC Kickoff Weekend
Official Race Results**



NERRC Kickoff Weekend

Sorted on Laps

Grp 7 - GT1-2-3, EP, SPO, AS, T1-2, ITE

Palmer Motorsports Park 2.300 miles

Race 1 #16-RQ-4241-S

2016-05-06 15:30

Race started at 16:26:32

Pos	No.	Name	Class	Laps	Diff	Total Tm	Best Tm	Make-Model	Sponsor
AS									
1	#5	Brian Licklider	AS	7		19:58.128	2:44.410	Ford Mustang/	Hartman driveshaft
EP									
1	#47	A. Sterling Cole	EP	8		19:53.020	2:23.059	Mazda RX3/Ye	Wankel Works Racetel
GT1									
1	#17	James Jost	GT1	6		18:31.313	2:41.570	Ford thunderb	Jost Iron Works
Not classified									
DNS	#80	Maurizio Cerasoli	GT2		DNS			Porsche 944 Ti	MCRacing
GT3									
1	#27	David Burke	GT3	8		18:05.207	2:12.250	Porsche 944/B	Marty's Buick GMC
ITE									
1	#35	Anthony Kalkandis	ITE	8		18:04.589	2:12.910	Porsche 944 Ti	Rennmeister
2	#59	Michael Goulde	ITE	8	1.833	18:06.422	2:12.415	BMW 328is/Blk	
3	#54	Jeff Campbell	ITE	8	21.145	18:25.734	2:14.717	Porsche 964/C	
4	#81	Zachary Slater	ITE	8	1:04.315	19:08.904	2:18.246	Porsche 944 Ti	
5	#18	Kurt Smith	ITE	7	1 Lap	18:50.403	2:36.147	Porsche 914-6	Thanks Dad!
Not classified									
DNS	#37	Eric Thompson	T1		DNS			Mazda MIATA/	FLATOUT MOTORSPOR
T2									
1	#24	Peter (Tony) Lewis	T2	2		6:20.197	2:59.197	Chevrolet Carr	Taknology. M+A Auto S

Announcements

Time Prov 1646 Time Final 1716

Margin of Victory	Avg. Speed	Best Lap Tm	Best Speed	Best Lap by
0.618	61.074	2:12.250	62.609	#27 - David Burke

Joshua Underwood, Chief of Timing & Scoring

Orbits

Kathy Barnes, Chief Steward / Earl Hurlbut, Chairman SOM

www.mylaps.com
Licensed to: NEDiv

NERRC Kickoff Weekend

Lapchart


Grp 7 - GT1-2-3, EP, SPO, AS, T1-2, ITE

Palmer Motorsports Park 2.300 miles

Race 1 #16-RQ-4241-S

2016-05-06 15:30

Race started at 16:26:32



Competitors	Laps									
	0	1	2	3	4	5	6	7	8	
Anthony Kalkandis (#35)	1	#35	#35	#35	#35	#35	#35	#35	#35	#35
Zachary Slater (#81)	2	#81	#27	#27	#27	#27	#27	#27	#27	#27
Michael Goulde (#59)	3	#59	#59	#59	#59	#59	#59	#59	#59	#59
Jeff Campbell (#54)	4	#54	#54	#54	#54	#54	#54	#54	#54	#54
David Burke (#27)	5	#27	#81	#81	#81	#81	#81	#81	#81	#81
Brian Licklider (#5)	6	#5	#18	#47	#47	#47	#47	#47	#47	#47
James Jost (#17)	7	#17	#47	#18	#18	#18	#18	#18	#18	#18
Kurt Smith (#18)	8	#18	#17	#5	#5	#5	#5	#5	#5	#5
A. Sterling Cole (#47)	9	#47	#5	#17	#17	#17	#17	#17	#17	#17
Peter (Tony) Lewis (#24)	10	#24	#24	#24						
-	11									
-	12									



New England Region NERRC Kickoff Weekend Official Race Results



NERRC Kickoff Weekend

Grp 7 - GT1-2-3, EP, SPO, AS, T1-2, ITE

Palmer Motorsports Park 2.300 miles

Race 1 #16-RQ-4241-S

2016-05-06 15:30

Race started at 16:26:32

<u>(#35) Anthony Kalkandis</u>			1	2:36.611	+0.464
1	2:23.092	+10.182	2	2:40.626	+4.479
2	2:15.150	+2.240	3	2:41.619	+5.472
3	2:13.654	+0.744	4	2:46.229	+10.082
4	2:13.633	+0.723	5	2:44.355	+8.208
5	2:15.350	+2.440	6	2:41.631	+5.484
6	2:12.910		7	2:36.147	
7	2:15.114	+2.204	<u>(#5) Brian Licklider</u>		
8	2:15.686	+2.776	1	2:58.057	+13.647
<u>(#27) David Burke</u>			2	2:50.060	+5.650
1	2:22.635	+10.385	3	2:57.328	+12.918
2	2:15.517	+3.267	4	2:44.416	+0.006
3	2:13.868	+1.618	5	2:50.480	+6.070
4	2:12.942	+0.692	6	2:51.741	+7.331
5	2:16.418	+4.168	7	2:44.410	
6	2:12.250		<u>(#17) James Jost</u>		
7	2:14.631	+2.381	1	2:53.429	+11.859
8	2:15.926	+3.676	p2	3:02.741	+21.171
<u>(#59) Michael Goulde</u>			3	4:21.720	+1:40.150
1	2:24.029	+11.614	4	2:44.196	+2.626
2	2:15.386	+2.971	5	2:41.570	
3	2:14.136	+1.721	6	2:45.392	+3.822
4	2:13.611	+1.196	<u>(#24) Peter (Tony) Lewis</u>		
5	2:15.353	+2.938	1	2:59.197	
6	2:12.415		p2	3:16.018	+16.821
7	2:14.310	+1.895	<u>(#54) Jeff Campbell</u>		
8	2:16.585	+4.170	1	2:26.568	+11.851
<u>(#81) Zachary Slater</u>			2	2:18.711	+3.994
1	2:30.207	+11.961	3	2:17.172	+2.455
2	2:24.215	+5.969	4	2:15.983	+1.266
3	2:30.664	+12.418	5	2:14.717	
4	2:26.178	+7.932	6	2:16.596	+1.879
5	2:20.404	+2.158	7	2:17.604	+2.887
6	2:18.246		8	2:17.594	+2.877
7	2:19.690	+1.444	<u>(#47) A. Sterling Cole</u>		
8	2:19.062	+0.816	1	2:36.811	+13.752
<u>(#18) Kurt Smith</u>			2	2:37.809	+14.750
1	2:36.811	+13.752	3	2:29.730	+6.671
2	2:37.809	+14.750	4	2:27.145	+4.086
3	2:29.730	+6.671	5	2:25.083	+2.024
4	2:27.145	+4.086	6	2:23.748	+0.689
5	2:25.083	+2.024	7	2:26.138	+3.079
6	2:23.748	+0.689	8	2:23.059	
7	2:26.138	+3.079	<u>(#18) Kurt Smith</u>		
8	2:23.059				

Joshua Underwood, Chief of Timing & Scoring

Orbits

Kathy Barnes, Chief Steward / Earl Hurlbut, Chairman SOM

www.mylaps.com
Licensed to: NEDiv



**New England Region
NERRC Kickoff Weekend
Official Race Results**



NERRC Kickoff Weekend

Sorted on Best Lap time

Grp 7 - GT1-2-3, EP, SPO, AS, T1-2, ITE

Palmer Motorsports Park 2.300 miles

Race 1 #16-RQ-4241-S

2016-05-06 15:30

Race started at 16:26:32

Pos	No.	Name	Class	Best Tm	Diff	Best Speed	In Lap	Make-Model	Sponsor
AS									
1	#5	Brian Licklider	AS	2:44.410		50.362	7	Ford Mustang/Red	Hartman driveshaft
EP									
1	#47	A. Sterling Cole	EP	2:23.059		57.878	8	Mazda RX3/Yellow	Wankel Works Rac
GT1									
1	#17	James Jost	GT1	2:41.570		51.247	5	Ford thunderbird/w	Jost Iron Works
Not classified									
DNS	#80	Maurizio Cerasoli	GT2			-	0	Porsche 944 Turbo,	MCRacing
GT3									
1	#27	David Burke	GT3	2:12.250		62.609	6	Porsche 944/Blue	Marty's Buick GMC
ITE									
1	#59	Michael Goulde	ITE	2:12.415		62.531	6	BMW 328is/Black	
2	#35	Anthony Kalkandis	ITE	2:12.910	0.495	62.298	6	Porsche 944 Turbo,	Rennmeister
3	#54	Jeff Campbell	ITE	2:14.717	2.302	61.462	5	Porsche 964/Grey	
4	#81	Zachary Slater	ITE	2:18.246	5.831	59.893	6	Porsche 944 Turbo,	
5	#18	Kurt Smith	ITE	2:36.147	23.732	53.027	7	Porsche 914-6GT/C	Thanks Dad!
Not classified									
DNS	#37	Eric Thompson	T1			-	0	Mazda MIATA/BLAC	FLATOUT MOTORS
T2									
1	#24	Peter (Tony) Lewis	T2	2:59.197		46.206	1	Chevrolet Camaro/I	Taknology. M+A Au

Announcements

Time Prov 1646 Time Final 1716

Joshua Underwood, Chief of Timing & Scoring

Orbits

Kathy Barnes, Chief Steward / Earl Hurlbut, Chairman SOM

www.mylaps.com
Licensed to: NEDiv



**New England Region
NERRC Kickoff Weekend
Official Race Results**



NERRC Kickoff Weekend

Sorted on Laps

Grp 8 - ITB, ITR, ITS, T4, ITEZ

Palmer Motorsports Park 2.300 miles

Race 1 #16-RQ-4241-S

2016-05-06 15:55

Race (16:00 and 1 Laps) started at 16:56:45

Pos	No.	Name	Class	Laps	Diff	Total Tm	Best Tm	Make-Model	Sponsor
1	#73	Mark Ketenci	ITR	8		16:11.618	1:59.612	BMW 328 ci/bl	3D Autoworks
2	#7	Jared Lendrum	T4	8	23.540	16:35.158	2:02.452	Subaru BRZ/B	North Country Subaru
3	#177	Richard Astacio	ITS	8	23.988	16:35.606	2:02.289	Mazda Mx-5/S	SAC Racing Astacio Pl
4	#77	J T Coupal	ITS	8	29.756	16:41.374	2:01.689	Mazda Miata/E	Flatout Motorsports Mi
5	#17	Mark Gregory	ITS	8	37.316	16:48.934	2:03.983	Mazda Miata/F	Rosmar Racing
6	#56	Mike Frost	ITR	8	1:13.763	17:25.381	2:09.293	BMW 328i/Gre	Vermont Eco Floors
7	#46	Russ Jones	ITR	8	1:32.971	17:44.589	2:10.026	Porsche 944S2	
8	#44	Joe Stadelmann	ITS	8	1:33.673	17:45.291	2:09.961	Porsche 944S/	
9	#65	Paul Curran	ITB	8	1:34.103	17:45.721	2:09.295	Honda civic ht	
10	#31	Jacob Hart	ITB	8	1:34.342	17:45.960	2:09.436	Volkswagen G	Precision Motorsports
11	#2	Nat Wentworth	ITB	8	1:34.593	17:46.211	2:09.560	Volkswagen G	Eriksson Industries
12	#47	John Tirrell	ITEZ	8	1:35.101	17:46.719	2:11.037	Fiat 500 Abart	
13	#15	Douglas Fisher	ITS	8	1:35.835	17:47.453	2:09.938	Mazda Miata/t	Father Daughter Racing
14	#72	Peter A Lombardo	ITEZ	8	1:44.190	17:55.808	2:11.540	Fiat Abarth/Re	Lombardo Motorcars
15	#95	Kenneth Payson	T4	5	3 Laps	8:58.128	2:12.289	Mazda Miata/r	Hoosier Red Line Oil f

Not classified

DNS	#3	Brian Bagnall	ITR		DNS			Chevrolet Cor	Brian Bagnall Construct
DNS	#29	Domenic Crugnale	ITR		DNS			BMW 325is/wf	
DNS	#176	Alex Hollenbeck	ITS		DNS			Datsun 280Z/f	

Announcements

Time Prov 1714 Time Final 1744

Margin of Victory	Avg. Speed	Best Lap Tm	Best Speed	Best Lap by
23.540	68.175	1:59.612	69.224	#73 - Mark Ketenci

Joshua Underwood, Chief of Timing & Scoring

Orbits

Kathy Barnes, Chief Steward / Earl Hurlbut, Chairman SOM

www.mylaps.com
Licensed to: NEDiv



**New England Region
NERRC Kickoff Weekend
Official Race Results**



NERRC Kickoff Weekend

Sorted on Laps

Grp 8 - ITB, ITR, ITS, T4, ITEZ

Palmer Motorsports Park 2.300 miles

Race 1 #16-RQ-4241-S

2016-05-06 15:55

Race (16:00 and 1 Laps) started at 16:56:45

Pos	No.	Name	Class	Laps	Diff	Total Tm	Best Tm	Make-Model	Sponsor
ITB									
1	#65	Paul Curran	ITB	8		17:45.721	2:09.295	Honda civic ht	
2	#31	Jacob Hart	ITB	8	0.239	17:45.960	2:09.436	Volkswagen Gi	Precision Motorsports
3	#2	Nat Wentworth	ITB	8	0.490	17:46.211	2:09.560	Volkswagen Gi	Eriksson Industries
ITEZ									
1	#47	John Tirrell	ITEZ	8		17:46.719	2:11.037	Fiat 500 Abart	
2	#72	Peter A Lombardo	ITEZ	8	9.089	17:55.808	2:11.540	Fiat Abarth/Re	Lombardo Motorcars
ITR									
1	#73	Mark Ketenci	ITR	8		16:11.618	1:59.612	BMW 328 ci/bl	3D Autoworks
2	#56	Mike Frost	ITR	8	1:13.763	17:25.381	2:09.293	BMW 328i/Gre	Vermont Eco Floors
3	#46	Russ Jones	ITR	8	1:32.971	17:44.589	2:10.026	Porsche 944S2	
Not classified									
DNS	#3	Brian Bagnall	ITR			DNS		Chevrolet Corv	Brian Bagnall Constructi
DNS	#29	Domenic Crugnale	ITR			DNS		BMW 325is/wf	
ITS									
1	#177	Richard Astacio	ITS	8		16:35.606	2:02.289	Mazda Mx-5/S	SAC Racing Astacio Plt
2	#77	J T Coupal	ITS	8	5.768	16:41.374	2:01.689	Mazda Miata/E	Flatout Motorsports Mi
3	#17	Mark Gregory	ITS	8	13.328	16:48.934	2:03.983	Mazda Miata/F	Rosmar Racing
4	#44	Joe Stadelmann	ITS	8	1:09.685	17:45.291	2:09.961	Porsche 944S/	
5	#15	Douglas Fisher	ITS	8	1:11.847	17:47.453	2:09.938	Mazda Miata/t	Father Daughter Racing
Not classified									
DNS	#176	Alex Hollenbeck	ITS			DNS		Datsun 280Z/f	
T4									
1	#7	Jared Lendrum	T4	8		16:35.158	2:02.452	Subaru BRZ/B	North Country Subaru
2	#95	Kenneth Payson	T4	5	3 Laps	8:58.128	2:12.289	Mazda Miata/r	Hoosier Red Line Oil F

Announcements

Time Prov 1714 Time Final 1744

Margin of Victory	Avg. Speed	Best Lap Tm	Best Speed	Best Lap by
23.540	68.175	1:59.612	69.224	#73 - Mark Ketenci

Joshua Underwood, Chief of Timing & Scoring

Orbits

Kathy Barnes, Chief Steward / Earl Hurlbut, Chairman SOM

www.mylaps.com

Licensed to: NEDiv

NERRC Kickoff Weekend

Lapchart


Grp 8 - ITB, ITR, ITS, T4, ITEZ

Palmer Motorsports Park 2.300 miles

Race 1 #16-RQ-4241-S

2016-05-06 15:55

Race (16:00 and 1 Laps) started at 16:56:45



Competitors	Laps									
	0	1	2	3	4	5	6	7	8	
Mark Ketenci (#73)	1	#73	#73	#73	#73	#73	#73	#73	#73	#73
Mark Gregory (#17)	2	#17	#177	#177	#177	#177	#177	#177	#177	#177
Kenneth Payson (#95)	3	#95	#17	#17	#17	#17	#17	#77	#77	
J T Coupal (#77)	4	#77	#56	#77	#77	#77	#77	#17	#17	
Mike Frost (#56)	5	#56	#77	#56	#56	#56	#56	#56	#56	
Richard Astacio (#177)	6	#177	#95	#95	#95	#95	#46	#46	#46	#46
Joe Stadelmann (#44)	7	#44	#44	#2	#44	#44	#44	#44	#44	#44
Douglas Fisher (#15)	8	#15	#2	#44	#46	#46	#47	#47	#47	#65
Paul Curran (#65)	9	#65	#15	#46	#47	#47	#15	#65	#65	#31
Nat Wentworth (#2)	10	#2	#46	#47	#15	#15	#65	#31	#31	#2
Russ Jones (#46)	11	#46	#47	#15	#65	#65	#72	#2	#2	#47
John Tirrell (#47)	12	#47	#65	#65	#72	#72	#31	#15	#15	#15
Peter A Lombardo (#72)	13	#72	#72	#72	#31	#31	#2	#72	#72	#72
Jacob Hart (#31)	14	#31	#31	#31	#2	#2	#7	#7	#7	
Jared Lendrum (#7)	15	#7	#7	#7	#7	#7				
-	16									
-	17									
-	18									



New England Region NERRC Kickoff Weekend Official Race Results



NERRC Kickoff Weekend

Grp 8 - ITB, ITR, ITS, T4, ITEZ

Palmer Motorsports Park 2.300 miles

Race 1 #16-RQ-4241-S

2016-05-06 15:55

Race (16:00 and 1 Laps) started at 16:56:45

<u>(#73) Mark Ketenci</u>			2	2:14.818	+4.792	4	2:12.446	+2.508
1	2:07.180	+7.568	3	2:11.682	+1.656	5	2:12.225	+2.287
2	2:02.721	+3.109	4	2:12.532	+2.506	6	2:12.561	+2.623
3	2:00.843	+1.231	5	2:11.371	+1.345	7	2:10.490	+0.552
4	2:00.330	+0.718	6	2:10.941	+0.915	8	2:09.938	
5	1:59.612		7	2:10.026		<u>(#72) Peter A Lombardo</u>		
6	1:59.793	+0.181	8	2:11.407	+1.381	1	2:21.204	+9.664
7	2:00.540	+0.928	<u>(#44) Joe Stadelmann</u>			2	2:15.613	+4.073
8	2:00.599	+0.987	1	2:19.147	+9.186	3	2:13.034	+1.494
<u>(#7) Jared Lendrum</u>			2	2:14.616	+4.655	4	2:11.540	
1	2:04.637	+2.185	3	2:11.971	+2.010	5	2:11.949	+0.409
2	2:04.197	+1.745	4	2:12.876	+2.915	6	2:13.294	+1.754
3	2:03.933	+1.481	5	2:13.030	+3.069	7	2:12.929	+1.389
4	2:02.572	+0.120	6	2:10.814	+0.853	8	2:13.303	+1.763
5	2:02.452		7	2:09.961		<u>(#95) Kenneth Payson</u>		
6	2:03.161	+0.709	8	2:11.414	+1.453	1	2:17.332	+5.043
7	2:03.494	+1.042	<u>(#65) Paul Curran</u>			2	2:13.093	+0.804
<u>(#177) Richard Astacio</u>			1	2:20.873	+11.578	3	2:14.710	+2.421
1	2:09.533	+7.244	2	2:15.969	+6.674	4	2:12.289	
2	2:05.229	+2.940	3	2:12.729	+3.434	<u>(#31) Jacob Hart</u>		
3	2:03.989	+1.700	4	2:11.488	+2.193	1	2:21.840	+12.404
4	2:03.878	+1.589	5	2:12.039	+2.744	2	2:15.555	+6.119
5	2:03.432	+1.143	6	2:11.024	+1.729	3	2:12.770	+3.334
6	2:03.181	+0.892	7	2:09.295		4	2:11.246	+1.810
7	2:02.895	+0.606	8	2:10.323	+1.028	5	2:11.940	+2.504
8	2:02.289		<u>(#77) J T Coupal</u>			6	2:09.625	+0.189
<u>(#17) Mark Gregory</u>			1	2:12.758	+11.069	7	2:09.436	
1	2:10.442	+6.459	2	2:07.325	+5.636	8	2:10.116	+0.680
2	2:06.540	+2.557	3	2:04.829	+3.140	<u>(#2) Nat Wentworth</u>		
3	2:06.487	+2.504	4	2:03.393	+1.704	1	2:18.716	+9.156
4	2:04.051	+0.068	5	2:03.095	+1.406	2	2:12.490	+2.930
5	2:03.983		6	2:03.883	+2.194	3	2:22.763	+13.203
6	2:04.180	+0.197	7	2:03.352	+1.663	4	2:11.083	+1.523
7	2:06.534	+2.551	8	2:01.689		5	2:09.973	+0.413
8	2:06.344	+2.361	<u>(#15) Douglas Fisher</u>			6	2:09.560	
<u>(#56) Mike Frost</u>			1	2:19.549	+9.611	7	2:09.652	+0.092
1	2:12.381	+3.088	2	2:16.733	+6.795	8	2:09.700	+0.140
2	2:10.226	+0.933	3	2:11.767	+1.829	<u>(#47) John Tirrell</u>		
3	2:10.527	+1.234	<u>(#46) Russ Jones</u>			1	2:20.173	+9.136
4	2:11.895	+2.602	1	2:19.476	+9.450	2	2:14.275	+3.238
5	2:09.783	+0.490	<u>(#47) John Tirrell</u>			3	2:11.659	+0.622
6	2:09.789	+0.496	1	2:20.173	+9.136	4	2:12.706	+1.669
7	2:10.418	+1.125	2	2:14.275	+3.238	5	2:11.730	+0.693
8	2:09.293		3	2:11.659	+0.622	6	2:11.092	+0.055
<u>(#46) Russ Jones</u>			4	2:12.706	+1.669	7	2:11.037	
1	2:19.476	+9.450	5	2:11.730	+0.693	8	2:11.464	+0.427
<u>(#46) Russ Jones</u>			6	2:11.092	+0.055	<u>(#15) Douglas Fisher</u>		
<u>(#46) Russ Jones</u>			7	2:11.037		1	2:19.549	+9.611
<u>(#46) Russ Jones</u>			8	2:11.464	+0.427	2	2:16.733	+6.795
<u>(#46) Russ Jones</u>			1	2:19.549	+9.611	3	2:11.767	+1.829
<u>(#46) Russ Jones</u>			2	2:16.733	+6.795			
<u>(#46) Russ Jones</u>			3	2:11.767	+1.829			

Joshua Underwood, Chief of Timing & Scoring

Kathy Barnes, Chief Steward / Earl Hurlbut, Chairman SOM

Orbits

www.mylaps.com
Licensed to: NEDiv



**New England Region
NERRC Kickoff Weekend
Official Race Results**



NERRC Kickoff Weekend

Sorted on Best Lap time

Grp 8 - ITB, ITR, ITS, T4, ITEZ

Palmer Motorsports Park 2.300 miles

Race 1 #16-RQ-4241-S

2016-05-06 15:55

Race (16:00 and 1 Laps) started at 16:56:45

Pos	No.	Name	Class	Best Tm	Diff	Best Speed	In Lap	Make-Model	Sponsor
ITB									
1	#65	Paul Curran	ITB	2:09.295		64.040	7	Honda civic hb/whi	
2	#31	Jacob Hart	ITB	2:09.436	0.141	63.970	7	Volkswagen Golf/Ye	Precision Motorspo
3	#2	Nat Wentworth	ITB	2:09.560	0.265	63.909	6	Volkswagen Golf/Bl	Eriksson Industries
ITEZ									
1	#47	John Tirrell	ITEZ	2:11.037		63.188	7	Fiat 500 Abarth/Wf	
2	#72	Peter A Lombardo	ITEZ	2:11.540	0.503	62.947	4	Fiat Abarth/Red	Lombardo Motorca
ITR									
1	#73	Mark Ketenci	ITR	1:59.612		69.224	5	BMW 328 ci/blue	3D Autoworks
2	#56	Mike Frost	ITR	2:09.293	9.681	64.041	8	BMW 328i/Green	Vermont Eco Floor
3	#46	Russ Jones	ITR	2:10.026	10.414	63.680	7	Porsche 944S2/red	
Not classified									
DNS	#3	Brian Bagnall	ITR			-	0	Chevrolet Corvette,	Brian Bagnall Cons
DNS	#29	Domenic Crugnale	ITR			-	0	BMW 325is/white	
ITS									
1	#77	J T Coupal	ITS	2:01.689		68.042	8	Mazda Miata/Blu/Bl	Flatout Motorsport
2	#177	Richard Astacio	ITS	2:02.289	0.600	67.708	8	Mazda Mx-5/Silver/	SAC Racing Astaci
3	#17	Mark Gregory	ITS	2:03.983	2.294	66.783	5	Mazda Miata/Red/v	Rosmar Racing
4	#15	Douglas Fisher	ITS	2:09.938	8.249	63.723	8	Mazda Miata/blue/	Father Daughter R
5	#44	Joe Stadelmann	ITS	2:09.961	8.272	63.711	7	Porsche 944S/Oran	
Not classified									
DNS	#176	Alex Hollenbeck	ITS			-	0	Datsun 280Z/Red	
T4									
1	#7	Jared Lendrum	T4	2:02.452		67.618	5	Subaru BRZ/Black	North Country Sub
2	#95	Kenneth Payson	T4	2:12.289	9.837	62.590	4	Mazda Miata/red	Hoosier Red Line

Announcements

Time Prov 1714 Time Final 1744

Joshua Underwood, Chief of Timing & Scoring

Orbits

Kathy Barnes, Chief Steward / Earl Hurlbut, Chairman SOM

www.mylaps.com
Licensed to: NEDiv



**New England Region
NERRC Kickoff Weekend
Official Race Results**



NERRC Kickoff Weekend

Sorted on Laps

Grp 1 - FV, F5, FST, F6

Palmer Motorsports Park 2.300 miles

Race 2 #16-RQ-4241-S

2016-05-07 09:00

Race (14:00 and 1 Laps) started at 9:03:24

Pos	No.	Name	Class	Laps	Diff	Total Tm	Best Tm	Make-Model	Sponsor
1	#61	Walter Popiak	FV	8		18:04.789	2:13.009	CITATION 95V	LANGLAIS GROUP
2	#88	Jon Gorski	FV	8	0.366	18:05.155	2:12.937	Lynx C/Black/E	Gorski Racing
3	#07	Robert Booth	FV	8	1.260	18:06.049	2:13.955	Volkswagen BI	
4	#15	John Ferreira	FV	8	26.504	18:31.293	2:16.039	SpeedSport/bl	
5	#32	Brian Kenney	FV	8	26.839	18:31.628	2:15.051	Formula Vee0!	
6	#56	Hugh Maloney	FV	8	1:12.830	19:17.619	2:22.027	Womer EV-3/F	Sarah Kelly Layla & C

Announcements

Time Prov 0923 Time Final 0953

Margin of Victory	Avg. Speed	Best Lap Tm	Best Speed	Best Lap by
0.366	61.063	2:12.937	62.285	#88 - Jon Gorski

Joshua Underwood, Chief of Timing & Scoring

Orbits

Kathy Barnes, Chief Steward / Earl Hurlbut, Chairman SOM

www.mylaps.com
Licensed to: NEDiv



**New England Region
NERRC Kickoff Weekend
Official Race Results**



NERRC Kickoff Weekend

Sorted on Laps

Grp 1 - FV, F5, FST, F6

Palmer Motorsports Park 2.300 miles

Race 2 #16-RQ-4241-S

2016-05-07 09:00

Race (14:00 and 1 Laps) started at 9:03:24

Pos	No.	Name	Class	Laps	Diff	Total Tm	Best Tm	Make-Model	Sponsor
FV									
1	#61	Walter Popiak	FV	8		18:04.789	2:13.009	CITATION 95V	LANGLAIS GROUP
2	#88	Jon Gorski	FV	8	0.366	18:05.155	2:12.937	Lynx C/Black/f	Gorski Racing
3	#07	Robert Booth	FV	8	1.260	18:06.049	2:13.955	Volkswagen Bl	
4	#15	John Ferreira	FV	8	26.504	18:31.293	2:16.039	SpeedSport/bl	
5	#32	Brian Kenney	FV	8	26.839	18:31.628	2:15.051	Formula Vee0!	
6	#56	Hugh Maloney	FV	8	1:12.830	19:17.619	2:22.027	Womer EV-3/F	Sarah Kelly Layla & C

Announcements

Time Prov 0923 Time Final 0953

Margin of Victory	Avg. Speed	Best Lap Tm	Best Speed	Best Lap by
0.366	61.063	2:12.937	62.285	#88 - Jon Gorski

Joshua Underwood, Chief of Timing & Scoring

Orbits

Kathy Barnes, Chief Steward / Earl Hurlbut, Chairman SOM

www.mylaps.com
Licensed to: NEDiv

NERRC Kickoff Weekend

Lapchart


Grp 1 - FV, F5, FST, F6

Palmer Motorsports Park 2.300 miles

Race 2 #16-RQ-4241-S

2016-05-07 09:00

Race (14:00 and 1 Laps) started at 9:03:24



Competitors

Laps

	0	1	2	3	4	5	6	7	8	
Walter Popiak (#61)	1	#61	#61	#07	#07	#07	#07	#07	#61	#61
John Ferreira (#15)	2	#15	#15	#15	#88	#61	#61	#61	#07	#88
Robert Booth (#07)	3	#07	#07	#88	#61	#88	#88	#88	#88	#07
Brian Kenney (#32)	4	#32	#32	#61	#15	#15	#15	#15	#15	#15
Jon Gorski (#88)	5	#88	#88	#32	#32	#32	#32	#32	#32	#32
Hugh Maloney (#56)	6	#56	#56	#56	#56	#56	#56	#56	#56	#56



New England Region NERRC Kickoff Weekend Official Race Results



NERRC Kickoff Weekend

Grp 1 - FV, F5, FST, F6

Palmer Motorsports Park 2.300 miles

Race 2 #16-RQ-4241-S

2016-05-07 09:00

Race (14:00 and 1 Laps) started at 9:03:24

(#61) Walter Popiak

1	2:18.988	+5.979
2	2:24.545	+11.536
3	2:13.629	+0.620
4	2:13.952	+0.943
5	2:13.064	+0.055
6	2:13.845	+0.836
7	2:13.757	+0.748
8	2:13.009	

(#88) Jon Gorski

1	2:23.958	+11.021
2	2:15.420	+2.483
3	2:16.611	+3.674
4	2:14.946	+2.009
5	2:12.937	
6	2:13.673	+0.736
7	2:13.666	+0.729
8	2:12.977	+0.040

(#07) Robert Booth

1	2:20.587	+6.632
2	2:14.324	+0.369
3	2:16.581	+2.626
4	2:16.248	+2.293
5	2:14.519	+0.564
6	2:14.558	+0.603
7	2:14.817	+0.862
8	2:13.955	

(#15) John Ferreira

1	2:20.861	+4.822
2	2:18.449	+2.410
3	2:20.464	+4.425
4	2:16.039	
5	2:16.481	+0.442
6	2:21.037	+4.998
7	2:19.244	+3.205
8	2:18.643	+2.604

(#32) Brian Kenney

1	2:24.245	+9.194
2	2:22.237	+7.186
3	2:19.766	+4.715
4	2:17.539	+2.488
5	2:15.444	+0.393
6	2:15.051	
7	2:18.594	+3.543
8	2:18.286	+3.235

(#56) Hugh Maloney

1	2:26.156	+4.129
2	2:25.640	+3.613
3	2:24.300	+2.273
4	2:22.027	
5	2:24.096	+2.069
6	2:24.864	+2.837
7	2:24.084	+2.057
8	2:25.360	+3.333

Joshua Underwood, Chief of Timing & Scoring

Orbits

Kathy Barnes, Chief Steward / Earl Hurlbut, Chairman SOM

www.mylaps.com
Licensed to: NEDiv



**New England Region
NERRC Kickoff Weekend
Official Race Results**



NERRC Kickoff Weekend

Sorted on Best Lap time

Grp 1 - FV, F5, FST, F6

Palmer Motorsports Park 2.300 miles

Race 2 #16-RQ-4241-S

2016-05-07 09:00

Race (14:00 and 1 Laps) started at 9:03:24

Pos	No.	Name	Class	Best Tm	Diff	Best Speed	In Lap	Make-Model	Sponsor
FV									
1	#88	Jon Gorski	FV	2:12.937		62.285	5	Lynx C/Black/Blue	Gorski Racing
2	#61	Walter Popiak	FV	2:13.009	0.072	62.251	8	CITATION 95V/REI	LANGLAIS GROUP
3	#07	Robert Booth	FV	2:13.955	1.018	61.812	8	Volkswagen BRD Fr	
4	#32	Brian Kenney	FV	2:15.051	2.114	61.310	6	Formula Vee05 Ped	
5	#15	John Ferreira	FV	2:16.039	3.102	60.865	4	SpeedSport/black/)	
6	#56	Hugh Maloney	FV	2:22.027	9.090	58.299	4	Womer EV-3/Purple	Sarah Kelly Layla

Announcements

Time Prov 0923 Time Final 0953

Joshua Underwood, Chief of Timing & Scoring

Orbits

Kathy Barnes, Chief Steward / Earl Hurlbut, Chairman SOM

www.mylaps.com
Licensed to: NEDiv



**New England Region
NERRC Kickoff Weekend
Official Race Results**



NERRC Kickoff Weekend

Sorted on Laps

Grp 2 - ITA, IT7, ITC, FP, HP, GTL, STL

Palmer Motorsports Park 2.300 miles

Race 2 #16-RQ-4241-S

2016-05-07 09:25

Race (14:00 and 1 Laps) started at 9:36:48

Pos	No.	Name	Class	Laps	Diff	Total Tm	Best Tm	Make-Model	Sponsor
1	#37	Eric Thompson	STL	8		16:21.376	2:00.580	Mazda MIATA/	FLATOUT MOTORSPOR
2	#96	Matt Rowe	ITA	8	12.700	16:34.076	2:01.636	Plymouth Neo	M Squared Racing
3	#17	Mark Gregory	STL	8	24.417	16:45.793	2:04.481	Mazda MiataR	Rosmar Racing
4	#16	Rob Sturgis	STL	8	30.984	16:52.360	2:04.287	Mazda Miata/C	G&M Services/Lowrider
5	#54	Frank Nicholas Domster	STL	8	33.840	16:55.216	2:03.072	Honda Civic/Bl	
6	#28	Jeff Miller	STL	8	1:00.659	17:22.035	2:07.148	Mazda Miata/v	SAC Racing
7	#98	David Colbey	ITA	8	1:00.810	17:22.186	2:05.759	Honda CRX Si	Like Father Like Son R
8	#34	Thomas Paolino	STL	8	1:30.031	17:51.407	2:10.616	Mazda Miata/t	
9	#86	Mark Wheatley	ITA	8	1:35.111	17:56.487	2:08.452	Mazda Miata/s	
10	#7	Abhi Ghatak	STL	8	1:43.122	18:04.498	2:09.496	Mazda Miata/v	Kessler Engineering
11	#81	JB Swan	IT7	8	1:50.214	18:11.590	2:13.233	Mazda RX-7/bl	R&S Redco
12	#84	John Branscombe	ITA	8	1:52.047	18:13.423	2:09.961	Acura integra/	Pipe Dreams Metal fab
13	#43	Kyle Colbey	ITA	8	1:54.493	18:15.869	2:10.532	Honda CRX Si	Like Father Like Son R
14	#39	Fred White	HP	8	2:00.692	18:22.068	2:10.930	Honda CRX/re	Hoosier
15	#00	Anthony Vaccaro	STL	8	2:06.384	18:27.760	2:11.498	Mazda Miata/E	Flatout Motorsports
16	#88	Bill Spargo	ITA	8	2:33.986	18:55.362	2:15.245	Ford Escort/Gr	Spargo Machine Produ
17	#15	Richard Patullo	IT7	7	1 Lap	16:32.030	2:19.261	Mazda RX7/Ic	
18	#144	Dave Kuchrawy	STL	7	1 Lap	16:33.556	2:18.681	Mazda Miata/E	
19	#90	Kent Vaccaro	STL	7	1 Lap	16:43.986	2:18.818	Mazda Miata/E	Flatout Motorsports

Announcements

Time Prov 0956 Time Final 1028

Margin of Victory	Avg. Speed	Best Lap Tm	Best Speed	Best Lap by
12.700	67.497	2:00.580	68.668	#37 - Eric Thompson

Joshua Underwood, Chief of Timing & Scoring

Orbits

Kathy Barnes, Chief Steward / Earl Hurlbut, Chairman SOM

www.mylaps.com

Licensed to: NEDiv



**New England Region
NERRC Kickoff Weekend
Official Race Results**



NERRC Kickoff Weekend

Sorted on Laps

Grp 2 - ITA, IT7, ITC, FP, HP, GTL, STL

Palmer Motorsports Park 2.300 miles

Race 2 #16-RQ-4241-S

2016-05-07 09:25

Race (14:00 and 1 Laps) started at 9:36:48

Pos	No.	Name	Class	Laps	Diff	Total Tm	Best Tm	Make-Model	Sponsor
HP									
1	#39	Fred White	HP	8		18:22.068	2:10.930	Honda CRX/re	Hoosier
IT7									
1	#81	JB Swan	IT7	8		18:11.590	2:13.233	Mazda RX-7/bl	R&S Redco
2	#15	Richard Patullo	IT7	7	1 Lap	16:32.030	2:19.261	Mazda RX7/Ic	
ITA									
1	#96	Matt Rowe	ITA	8		16:34.076	2:01.636	Plymouth Neo	M Squared Racing
2	#98	David Colbey	ITA	8	48.110	17:22.186	2:05.759	Honda CRX Si	Like Father Like Son R
3	#86	Mark Wheatley	ITA	8	1:22.411	17:56.487	2:08.452	Mazda Miata/S	
4	#84	John Branscombe	ITA	8	1:39.347	18:13.423	2:09.961	Acura integra/	Pipe Dreams Metal fab
5	#43	Kyle Colbey	ITA	8	1:41.793	18:15.869	2:10.532	Honda CRX Si	Like Father Like Son R
6	#88	Bill Spargo	ITA	8	2:21.286	18:55.362	2:15.245	Ford Escort/Gr	Spargo Machine Produ
STL									
1	#37	Eric Thompson	STL	8		16:21.376	2:00.580	Mazda MIATA/	FLATOUT MOTORSPOR
2	#17	Mark Gregory	STL	8	24.417	16:45.793	2:04.481	Mazda MiataR	Rosmar Racing
3	#16	Rob Sturgis	STL	8	30.984	16:52.360	2:04.287	Mazda Miata/C	G&M Services/Lowrider
4	#54	Frank Nicholas Domster	STL	8	33.840	16:55.216	2:03.072	Honda Civic/Bl	
5	#28	Jeff Miller	STL	8	1:00.659	17:22.035	2:07.148	Mazda Miata/v	SAC Racing
6	#34	Thomas Paolino	STL	8	1:30.031	17:51.407	2:10.616	Mazda Miata/t	
7	#7	Abhi Ghatak	STL	8	1:43.122	18:04.498	2:09.496	Mazda Miata/v	Kessler Engineering
8	#00	Anthony Vaccaro	STL	8	2:06.384	18:27.760	2:11.498	Mazda Miata/E	Flatout Motorsports
9	#144	Dave Kuchrawy	STL	7	1 Lap	16:33.556	2:18.681	Mazda Miata/E	
10	#90	Kent Vaccaro	STL	7	1 Lap	16:43.986	2:18.818	Mazda Miata/E	Flatout Motorsports

Announcements

Time Prov 0956 Time Final 1028

Margin of Victory	Avg. Speed	Best Lap Tm	Best Speed	Best Lap by
12.700	67.497	2:00.580	68.668	#37 - Eric Thompson

Joshua Underwood, Chief of Timing & Scoring

Orbits

Kathy Barnes, Chief Steward / Earl Hurlbut, Chairman SOM

www.mylaps.com
Licensed to: NEDiv

NERRC Kickoff Weekend

Lapchart

Grp 2 - ITA, IT7, ITC, FP, HP, GTL, STL

Palmer Motorsports Park 2.300 miles

Race 2 #16-RQ-4241-S

2016-05-07 09:25

Race (14:00 and 1 Laps) started at 9:36:48

Competitors	Laps									
	0	1	2	3	4	5	6	7	8	
Eric Thompson (#37)	1	#37	#96	#96	#37	#37	#37	#37	#37	#37
Mark Gregory (#17)	2	#17	#37	#37	#96	#96	#96	#96	#96	#96
Matt Rowe (#96)	3	#96	#17	#17	#17	#17	#17	#17	#17	#17
Jeff Miller (#28)	4	#28	#16	#16	#16	#16	#16	#16	#16	#16
Frank Nicholas Domster (#54)	5	#54	#54	#54	#54	#54	#54	#54	#54	#54
Rob Sturgis (#16)	6	#16	#28	#28	#28	#28	#28	#28	#28	#28
David Colbey (#98)	7	#98	#98	#98	#98	#98	#98	#98	#98	#98
Thomas Paolino (#34)	8	#34	#88	#88	#34	#34	#34	#34	#34	#34
Bill Spargo (#88)	9	#88	#34	#34	#88	#86	#86	#86	#86	#86
Mark Wheatley (#86)	10	#86	#86	#86	#86	#81	#81	#81	#7	#7
Kent Vaccaro (#90)	11	#90	#90	#81	#81	#88	#7	#7	#81	#81
JB Swan (#81)	12	#81	#81	#15	#7	#7	#88	#84	#84	#84
Richard Patullo (#15)	13	#15	#15	#144	#15	#84	#84	#43	#43	#43
Fred White (#39)	14	#39	#144	#43	#84	#43	#43	#88	#39	#39
Anthony Vaccaro (#00)	15	#00	#43	#7	#144	#00	#00	#39	#88	#00
Kyle Colbey (#43)	16	#43	#7	#84	#00	#15	#39	#00	#00	#88
Dave Kuchrawy (#144)	17	#144	#84	#00	#43	#144	#15	#15	#15	
Abhi Ghatak (#7)	18	#7	#39	#39	#39	#39	#144	#144	#144	
John Branscombe (#84)	19	#84	#00	#90	#90	#90	#90	#90	#90	

Joshua Underwood, Chief of Timing & Scoring

Orbits

Kathy Barnes, Chief Steward / Earl Hurlbut, Chairman SOM

www.mylaps.com
Licensed to: NEDiv



New England Region NERRC Kickoff Weekend Official Race Results



NERRC Kickoff Weekend

Grp 2 - ITA, IT7, ITC, FP, HP, GTL, STL

Palmer Motorsports Park 2.300 miles

Race 2 #16-RQ-4241-S

2016-05-07 09:25

Race (14:00 and 1 Laps) started at 9:36:48

(#37) Eric Thompson			1	2:17.375	+11.616	3	2:20.417	+9.885	7	2:18.818
1	2:09.238	+8.658	2	2:12.864	+7.105	4	2:16.666	+6.134		
2	2:03.969	+3.389	3	2:11.058	+5.299	5	2:13.119	+2.587		
3	2:01.610	+1.030	4	2:09.569	+3.810	6	2:11.465	+0.933		
4	2:01.681	+1.101	5	2:09.189	+3.430	7	2:10.740	+0.208		
5	2:01.756	+1.176	6	2:07.743	+1.984	8	2:10.532			
6	2:00.744	+0.164	7	2:06.977	+1.218					
7	2:00.580		8	2:05.759		(#39) Fred White				
8	2:01.798	+1.218	(#34) Thomas Paolino			1	2:34.334	+23.404		
(#96) Matt Rowe			1	2:21.068	+10.452	2	2:21.757	+10.827		
1	2:08.015	+6.379	2	2:14.693	+4.077	3	2:17.486	+6.556		
2	2:04.238	+2.602	3	2:13.595	+2.979	4	2:16.893	+5.963		
3	2:02.620	+0.984	4	2:13.465	+2.849	5	2:13.285	+2.355		
4	2:04.003	+2.367	5	2:12.528	+1.912	6	2:11.653	+0.723		
5	2:03.684	+2.048	6	2:10.616		7	2:12.024	+1.094		
6	2:01.891	+0.255	7	2:11.032	+0.416	8	2:10.930			
7	2:01.636		8	2:12.621	+2.005	(#00) Anthony Vaccaro				
8	2:07.676	+6.040	(#86) Mark Wheatley			1	2:34.375	+22.877		
(#17) Mark Gregory			1	2:22.744	+14.292	2	2:17.919	+6.421		
1	2:10.524	+6.043	2	2:14.996	+6.544	3	2:17.186	+5.688		
2	2:05.799	+1.318	3	2:13.230	+4.778	4	2:19.423	+7.925		
3	2:04.761	+0.280	4	2:16.656	+8.204	5	2:12.148	+0.650		
4	2:04.481		5	2:10.931	+2.479	6	2:19.253	+7.755		
5	2:05.544	+1.063	6	2:08.452		7	2:11.498			
6	2:04.536	+0.055	7	2:16.327	+7.875	8	2:12.247	+0.749		
7	2:04.591	+0.110	8	2:11.071	+2.619	(#88) Bill Spargo				
8	2:05.540	+1.059	(#7) Abhi Ghatak			1	2:19.122	+3.877		
(#16) Rob Sturgis			1	2:29.637	+20.141	2	2:15.245			
1	2:10.571	+6.284	2	2:19.034	+9.538	3	2:15.872	+0.627		
2	2:06.435	+2.148	3	2:16.187	+6.691	4	2:26.472	+11.227		
3	2:05.382	+1.095	4	2:12.453	+2.957	5	2:19.550	+4.305		
4	2:06.055	+1.768	5	2:11.699	+2.203	6	2:19.986	+4.741		
5	2:05.526	+1.239	6	2:09.496		7	2:17.082	+1.837		
6	2:05.965	+1.678	7	2:11.026	+1.530	p8	2:39.972	+24.727		
7	2:04.287		8	2:09.996	+0.500	(#15) Richard Patullo				
8	2:06.911	+2.624	(#81) JB Swan			1	2:26.256	+6.995		
(#54) Frank Nicholas Domster			1	2:24.119	+10.886	2	2:21.942	+2.681		
1	2:14.581	+11.509	2	2:15.936	+2.703	3	2:20.356	+1.095		
2	2:09.921	+6.849	3	2:17.113	+3.880	4	2:21.178	+1.917		
3	2:06.923	+3.851	4	2:15.885	+2.652	5	2:19.781	+0.520		
4	2:06.888	+3.816	5	2:13.343	+0.110	6	2:20.117	+0.856		
5	2:05.082	+2.010	6	2:13.814	+0.581	7	2:19.261			
6	2:04.191	+1.119	7	2:15.162	+1.929	(#144) Dave Kuchrawy				
7	2:03.072		8	2:13.233		1	2:29.140	+10.459		
8	2:03.390	+0.318	(#84) John Branscombe			2	2:18.681			
(#28) Jeff Miller			1	2:30.168	+20.207	3	2:20.749	+2.068		
1	2:14.792	+7.644	2	2:19.337	+9.376	4	2:21.398	+2.717		
2	2:12.198	+5.050	3	2:17.660	+7.699	5	2:19.404	+0.723		
3	2:10.818	+3.670	4	2:13.581	+3.620	6	2:20.014	+1.333		
4	2:10.385	+3.237	5	2:12.671	+2.710	7	2:20.101	+1.420		
5	2:08.901	+1.753	6	2:13.316	+3.355	(#90) Kent Vaccaro				
6	2:08.790	+1.642	7	2:11.379	+1.418	1	2:23.883	+5.065		
7	2:07.946	+0.798	8	2:09.961		2	2:36.122	+17.304		
8	2:07.148		(#43) Kyle Colbey			3	2:19.262	+0.444		
(#98) David Colbey			1	2:30.314	+19.782	4	2:21.012	+2.194		
			2	2:18.774	+8.242	5	2:21.016	+2.198		
						6	2:21.111	+2.293		

Joshua Underwood, Chief of Timing & Scoring

Kathy Barnes, Chief Steward / Earl Hurlbut, Chairman SOM

Joshua Underwood

www.mylaps.com
Licensed to: NEDiv



**New England Region
NERRC Kickoff Weekend
Official Race Results**



NERRC Kickoff Weekend

Sorted on Best Lap time

Grp 2 - ITA, IT7, ITC, FP, HP, GTL, STL

Palmer Motorsports Park 2.300 miles

Race 2 #16-RQ-4241-S

2016-05-07 09:25

Race (14:00 and 1 Laps) started at 9:36:48

Pos	No.	Name	Class	Best Tm	Diff	Best Speed	In Lap	Make-Model	Sponsor
HP									
1	#39	Fred White	HP	2:10.930		63.240	8	Honda CRX/red/wh	Hoosier
IT7									
1	#81	JB Swan	IT7	2:13.233		62.147	8	Mazda RX-7/blue	R&S Redco
2	#15	Richard Patullo	IT7	2:19.261	6.028	59.457	7	Mazda RX7/Ice blu	
ITA									
1	#96	Matt Rowe	ITA	2:01.636		68.072	7	Plymouth Neon/wh	M Squared Racing
2	#98	David Colbey	ITA	2:05.759	4.123	65.840	8	Honda CRX Si/Red	Like Father Like So
3	#86	Mark Wheatley	ITA	2:08.452	6.816	64.460	6	Mazda Miata/Silver	
4	#84	John Branscombe	ITA	2:09.961	8.325	63.711	8	Acura integra/red/t	Pipe Dreams Metal
5	#43	Kyle Colbey	ITA	2:10.532	8.896	63.433	8	Honda CRX Si/Yellc	Like Father Like So
6	#88	Bill Spargo	ITA	2:15.245	13.609	61.222	2	Ford Escort/Green	Spargo Machine Pr
STL									
1	#37	Eric Thompson	STL	2:00.580		68.668	7	Mazda MIATA/BLAC	FLATOUT MOTORS
2	#54	Frank Nicholas Domster	STL	2:03.072	2.492	67.278	7	Honda Civic/Blue	
3	#16	Rob Sturgis	STL	2:04.287	3.707	66.620	7	Mazda Miata/Grey/	G&M Services/Low
4	#17	Mark Gregory	STL	2:04.481	3.901	66.516	4	Mazda MiataRed\w	Rosmar Racing
5	#28	Jeff Miller	STL	2:07.148	6.568	65.121	8	Mazda Miata/White	SAC Racing
6	#7	Abhi Ghatak	STL	2:09.496	8.916	63.940	6	Mazda Miata/white	Kessler Engineering
7	#34	Thomas Paolino	STL	2:10.616	10.036	63.392	6	Mazda Miata/black	
8	#00	Anthony Vaccaro	STL	2:11.498	10.918	62.967	7	Mazda Miata/Blue/t	Flatout Motorsport
9	#144	Dave Kuchrawy	STL	2:18.681	18.101	59.705	2	Mazda Miata/Black	
10	#90	Kent Vaccaro	STL	2:18.818	18.238	59.646	7	Mazda Miata/Blue/t	Flatout Motorsport

Announcements

Time Prov 0956 Time Final 1028

Joshua Underwood, Chief of Timing & Scoring

Orbits

Kathy Barnes, Chief Steward / Earl Hurlbut, Chairman SOM

www.mylaps.com
Licensed to: NEDiv



New England Region NERRC Kickoff Weekend Official Race Results



NERRC Kickoff Weekend

Sorted on Laps

Grp 4 - SSM, SM2, STU

Palmer Motorsports Park 2.300 miles

Race 2 #16-RQ-4241-S

2016-05-07 10:15

Race (14:00 and 1 Laps) started at 10:23:22

Pos	No.	Name	Class	Laps	Diff	Total Tm	Best Tm	Make-Model	Sponsor
1	#37	Eric Thompson	STU	8		16:18.959	2:00.795	Mazda MIATA/	FLATOUT MOTORSPOR
2	#9	Jesse Schmidt	SM2	8	27.365	16:46.324	2:04.759	Mazda Miata/F	Rossini Racing Product
3	#13	Robert Reed	STU	8	32.110	16:51.069	2:04.677	Mazda Miata/C	LTD Racing
4	#38	Hunter Bogar	SM2	8	34.589	16:53.548	2:04.633	Mazda Miata/r	Autex Mazda
5	#30	Tom Bogar	SM2	8	36.256	16:55.215	2:04.422	Mazda Miata/E	AUTEX MAZDA KEENE
6	#7	Cy Peake	STU	8	36.679	16:55.638	2:04.389	Mazda Miata/c	LTD Racing
7	#133	Ben Phillips	STU	8	1:06.097	17:25.056	2:08.277	Porsche 968 I	BigSpeed Racing
8	#19	Shelby Churchill	SM2	8	1:06.772	17:25.731	2:07.956	Mazda Miata/E	
9	#52	Donald W Duman	SM2	8	1:07.195	17:26.154	2:08.479	Mazda Miata/F	Southern Auto Auction
10	#06	Jeff Longo	SM2	8	1:10.116	17:29.075	2:07.277	Mazda Miata/r	LTD Racing / Marbledal
11	#09	Roger Cote	SM2	8	1:16.226	17:35.185	2:08.614	Mazda Miata/v	
12	#78	Jimmy Locke	SM2	8	1:16.773	17:35.732	2:08.094	Mazda Miata/r	NorthEast Earth Mecha
13	#59	Greg Goss	STU	8	1:30.622	17:49.581	2:08.578	Honda S2000/	RF Hellwig / Quantum
14	#14	Keith Knickerbocker	SM2	8	1:30.956	17:49.915	2:07.869	Mazda Miata/t	Knickerbocker by Desig
15	#73	Xiang Li	SM2	8	1:41.508	18:00.467	2:11.294	Ford Fiesta/Or	
16	#86	Mark Wheatley	SM2	8	1:43.739	18:02.698	2:10.971	Mazda Miata/c	
17	#62	William Dergosits	SM2	8	1:46.629	18:05.588	2:10.906	Mazda Miata/F	North Country Subaru
18	#33	Rebecca Harvey	SM2	8	1:57.844	18:16.803	2:11.760	Mazda Miata/E	Road Rebels
19	#15	JC Ogle	SM2	7	1 Lap	16:14.507	2:13.657	Mazda Miata/E	Atlas Private Wealth M
20	#121	Gregory Pecora	STU	1	7 Laps	3:13.976	3:08.010	Mazda Mx 5 c	Pecora Motorsports No

Not classified

DNS #67 Walter Ryan SM2 DNS Mazda miata/c

Announcements

Time Prov 1042 Time Final 1113

Margin of Victory	Avg. Speed	Best Lap Tm	Best Speed	Best Lap by
27.365	67.664	2:00.795	68.546	#37 - Eric Thompson

Joshua Underwood, Chief of Timing & Scoring

Orbits

Kathy Barnes, Chief Steward / Earl Hurlbut, Chairman SOM

www.mylaps.com

Licensed to: NEDiv



New England Region
NERRC Kickoff Weekend
Official Race Results



NERRC Kickoff Weekend

Sorted on Laps

Grp 4 - SSM, SM2, STU

Palmer Motorsports Park 2.300 miles

Race 2 #16-RQ-4241-S

2016-05-07 10:15

Race (14:00 and 1 Laps) started at 10:23:22

Pos	No.	Name	Class	Laps	Diff	Total Tm	Best Tm	Make-Model	Sponsor
SM2									
1	#9	Jesse Schmidt	SM2	8		16:46.324	2:04.759	Mazda Miata/F	Rossini Racing Product
2	#38	Hunter Bogar	SM2	8	7.224	16:53.548	2:04.633	Mazda Miata/r	Autex Mazda
3	#30	Tom Bogar	SM2	8	8.891	16:55.215	2:04.422	Mazda Miata/E	AUTEX MAZDA KEENE
4	#19	Shelby Churchill	SM2	8	39.407	17:25.731	2:07.956	Mazda Miata/E	
5	#52	Donald W Duman	SM2	8	39.830	17:26.154	2:08.479	Mazda Miata/F	Southern Auto Auction
6	#06	Jeff Longo	SM2	8	42.751	17:29.075	2:07.277	Mazda Miata/r	LTD Racing / Marbledal
7	#09	Roger Cote	SM2	8	48.861	17:35.185	2:08.614	Mazda Miata/v	
8	#78	Jimmy Locke	SM2	8	49.408	17:35.732	2:08.094	Mazda Miata/r	NorthEast Earth Mecha
9	#14	Keith Knickerbocker	SM2	8	1:03.591	17:49.915	2:07.869	Mazda Miata/t	Knickerbocker by Desig
10	#73	Xiang Li	SM2	8	1:14.143	18:00.467	2:11.294	Ford Fiesta/Or	
11	#86	Mark Wheatley	SM2	8	1:16.374	18:02.698	2:10.971	Mazda Miata/S	
12	#62	William Dergosits	SM2	8	1:19.264	18:05.588	2:10.906	Mazda Miata/F	North Country Subaru
13	#33	Rebecca Harvey	SM2	8	1:30.479	18:16.803	2:11.760	Mazda Miata/E	Road Rebels
14	#15	JC Ogle	SM2	7	1 Lap	16:14.507	2:13.657	Mazda Miata/E	Atlas Private Wealth M

Not classified

DNS	#67	Walter Ryan	SM2		DNS			Mazda miata/c	
-----	-----	-------------	-----	--	-----	--	--	---------------	--

STU

1	#37	Eric Thompson	STU	8		16:18.959	2:00.795	Mazda MIATA/	FLATOUT MOTORSPOR
2	#13	Robert Reed	STU	8	32.110	16:51.069	2:04.677	Mazda Miata/C	LTD Racing
3	#7	Cy Peake	STU	8	36.679	16:55.638	2:04.389	Mazda Miata/c	LTD Racing
4	#133	Ben Phillips	STU	8	1:06.097	17:25.056	2:08.277	Porsche 968 I	BigSpeed Racing
5	#59	Greg Goss	STU	8	1:30.622	17:49.581	2:08.578	Honda S2000/	RF Hellwig / Quantum
6	#121	Gregory Pecora	STU	1	7 Laps	3:13.976	3:08.010	Mazda Mx 5 c	Pecora Motorsports No

Announcements

Time Prov 1042 Time Final 1113

Margin of Victory	Avg. Speed	Best Lap Tm	Best Speed	Best Lap by
27.365	67.664	2:00.795	68.546	#37 - Eric Thompson

Joshua Underwood, Chief of Timing & Scoring

Orbits

Kathy Barnes, Chief Steward / Earl Hurlbut, Chairman SOM

www.mylaps.com

Licensed to: NEDiv

NERRC Kickoff Weekend

Lapchart


Grp 4 - SSM, SM2, STU

Palmer Motorsports Park 2.300 miles

Race 2 #16-RQ-4241-S

2016-05-07 10:15

Race (14:00 and 1 Laps) started at 10:23:22



Competitors	Laps									
	0	1	2	3	4	5	6	7	8	
Eric Thompson (#37)	1	#37	#37	#37	#37	#37	#37	#37	#37	#37
Ben Phillips (#133)	2	#133	#9	#9	#9	#9	#9	#9	#9	#9
Jesse Schmidt (#9)	3	#9	#13	#13	#13	#13	#13	#13	#13	#13
Jimmy Locke (#78)	4	#78	#38	#38	#38	#38	#38	#38	#38	#38
Tom Bogar (#30)	5	#30	#133	#30	#30	#30	#30	#30	#30	#30
Donald W Duman (#52)	6	#52	#30	#7	#7	#7	#7	#7	#7	#7
Cy Peake (#7)	7	#7	#7	#133	#133	#133	#133	#133	#133	#133
Robert Reed (#13)	8	#13	#78	#52	#52	#52	#52	#52	#52	#19
Hunter Bogar (#38)	9	#38	#52	#09	#19	#19	#19	#19	#19	#52
Roger Cote (#09)	10	#09	#09	#19	#09	#06	#06	#06	#06	#06
Shelby Churchill (#19)	11	#19	#19	#06	#06	#09	#09	#09	#09	#09
Xiang Li (#73)	12	#73	#62	#78	#78	#78	#78	#78	#78	#78
Keith Knickerbocker (#14)	13	#14	#73	#73	#73	#59	#59	#59	#59	#59
Jeff Longo (#06)	14	#06	#14	#14	#59	#14	#14	#14	#14	#14
William Dergosits (#62)	15	#62	#06	#59	#14	#73	#73	#73	#73	#73
Mark Wheatley (#86)	16	#86	#59	#86	#86	#86	#86	#86	#86	#86
Greg Goss (#59)	17	#59	#86	#15	#15	#15	#15	#62	#62	#62
Rebecca Harvey (#33)	18	#33	#15	#33	#33	#62	#62	#15	#33	#33
JC Ogle (#15)	19	#15	#33	#62	#62	#33	#33	#33	#15	
Gregory Pecora (#121)	20	#121	#121							
-	21									



New England Region NERRC Kickoff Weekend Official Race Results



NERRC Kickoff Weekend

Grp 4 - SSM, SM2, STU

Palmer Motorsports Park 2.300 miles

Race 2 #16-RQ-4241-S

2016-05-07 10:15

Race (14:00 and 1 Laps) started at 10:23:22

(#37) Eric Thompson			1	2:15.760	+7.483	3	2:13.635	+5.057	5	2:13.657	
1	2:06.586	+5.791	2	2:11.875	+3.598	4	2:14.515	+5.937	6	2:14.328	+0.671
2	2:02.587	+1.792	3	2:12.212	+3.935	5	2:12.000	+3.422	7	2:28.619	+14.962
3	2:01.747	+0.952	4	2:11.184	+2.907	6	2:10.171	+1.593	(#121) Gregory Pecora		
4	2:02.579	+1.784	5	2:08.570	+0.293	7	2:08.994	+0.416	1	3:08.010	
5	2:02.239	+1.444	6	2:08.487	+0.210	8	2:08.578		(#14) Keith Knickerbocker		
6	2:01.541	+0.746	7	2:08.681	+0.404	1	2:22.268	+14.399	2	2:16.383	+8.514
7	2:00.885	+0.090	8	2:08.277		3	2:14.400	+6.531	4	2:15.276	+7.407
8	2:00.795		(#19) Shelby Churchill			5	2:12.793	+4.924	6	2:09.433	+1.564
(#9) Jesse Schmidt			1	2:19.268	+11.312	6	2:09.433	+1.564	7	2:09.179	+1.310
1	2:11.019	+6.260	2	2:12.346	+4.390	7	2:09.179	+1.310	8	2:07.869	
2	2:05.030	+0.271	3	2:10.372	+2.416	(#73) Xiang Li			1	2:22.071	+10.777
3	2:04.796	+0.037	4	2:08.636	+0.680	2	2:16.086	+4.792	2	2:16.086	+4.792
4	2:05.010	+0.251	5	2:09.116	+1.160	3	2:14.787	+3.493	3	2:14.787	+3.493
5	2:05.032	+0.273	6	2:07.956		4	2:17.611	+6.317	4	2:17.611	+6.317
6	2:05.171	+0.412	7	2:08.175	+0.219	5	2:13.469	+2.175	5	2:13.469	+2.175
7	2:04.759		8	2:08.156	+0.200	6	2:11.412	+0.118	6	2:11.412	+0.118
8	2:05.423	+0.664	(#52) Donald W Duman			7	2:11.294		7	2:11.294	
(#13) Robert Reed			1	2:17.891	+9.412	8	2:11.840	+0.546	(#86) Mark Wheatley		
1	2:10.655	+5.978	2	2:12.717	+4.238	1	2:25.086	+14.115	2	2:17.032	+6.061
2	2:04.949	+0.272	3	2:10.071	+1.592	2	2:17.032	+6.061	3	2:15.778	+4.807
3	2:05.374	+0.697	4	2:09.878	+1.399	3	2:14.787	+3.493	4	2:13.422	+2.451
4	2:04.677		5	2:08.570	+0.091	4	2:17.611	+6.317	5	2:13.201	+2.230
5	2:04.987	+0.310	6	2:08.479		5	2:13.469	+2.175	6	2:11.742	+0.771
6	2:06.040	+1.363	7	2:08.829	+0.350	6	2:11.412	+0.118	7	2:12.403	+1.432
7	2:05.472	+0.795	8	2:08.635	+0.156	7	2:11.294		8	2:10.971	
8	2:07.643	+2.966	(#06) Jeff Longo			(#62) William Dergosits			1	2:19.880	+8.974
(#38) Hunter Bogar			1	2:22.473	+15.196	1	2:19.880	+8.974	2	2:28.400	+17.494
1	2:13.549	+8.916	2	2:11.282	+4.005	2	2:28.400	+17.494	3	2:14.132	+3.226
2	2:04.633		3	2:10.513	+3.236	3	2:15.778	+4.807	4	2:12.886	+1.980
3	2:05.498	+0.865	4	2:11.085	+3.808	4	2:13.422	+2.451	5	2:13.813	+2.907
4	2:04.967	+0.334	5	2:07.809	+0.532	5	2:13.201	+2.230	6	2:11.304	+0.398
5	2:05.536	+0.903	6	2:08.389	+1.112	6	2:11.742	+0.771	7	2:11.464	+0.558
6	2:05.954	+1.321	7	2:07.744	+0.467	7	2:12.403	+1.432	8	2:10.906	
7	2:05.827	+1.194	8	2:07.277		(#62) William Dergosits			1	2:19.880	+8.974
8	2:06.118	+1.485	(#09) Roger Cote			2	2:28.400	+17.494	2	2:28.400	+17.494
(#30) Tom Bogar			1	2:17.796	+9.182	3	2:14.132	+3.226	3	2:14.132	+3.226
1	2:15.356	+10.934	2	2:13.621	+5.007	4	2:12.886	+1.980	4	2:12.886	+1.980
2	2:07.472	+3.050	3	2:13.310	+4.696	5	2:13.813	+2.907	5	2:13.813	+2.907
3	2:05.481	+1.059	4	2:12.479	+3.865	6	2:11.304	+0.398	6	2:11.304	+0.398
4	2:05.506	+1.084	5	2:09.983	+1.369	7	2:11.464	+0.558	7	2:11.464	+0.558
5	2:05.559	+1.137	6	2:09.027	+0.413	8	2:10.906		8	2:10.906	
6	2:05.397	+0.975	7	2:08.614		(#33) Rebecca Harvey			1	2:26.358	+14.598
7	2:04.422		8	2:08.717	+0.103	2	2:18.684	+6.924	2	2:18.684	+6.924
8	2:05.347	+0.925	(#78) Jimmy Locke			3	2:16.348	+4.588	3	2:16.348	+4.588
(#7) Cy Peake			1	2:17.940	+9.846	4	2:16.436	+4.676	4	2:16.436	+4.676
1	2:15.851	+11.462	2	2:21.334	+13.240	5	2:15.460	+3.700	5	2:15.460	+3.700
2	2:06.909	+2.520	3	2:09.415	+1.321	6	2:15.584	+3.824	6	2:15.584	+3.824
3	2:06.028	+1.639	4	2:10.591	+2.497	7	2:12.696	+0.936	7	2:12.696	+0.936
4	2:05.741	+1.352	5	2:10.256	+2.162	8	2:11.760		8	2:11.760	
5	2:04.986	+0.597	6	2:09.036	+0.942	(#15) JC Ogle			1	2:25.259	+11.602
6	2:05.353	+0.964	7	2:08.570	+0.476	2	2:17.809	+4.152	2	2:17.809	+4.152
7	2:04.389		8	2:08.094		3	2:15.953	+2.296	3	2:15.953	+2.296
8	2:05.278	+0.889	(#59) Greg Goss			4	2:15.091	+1.434	4	2:15.091	+1.434
(#133) Ben Phillips			1	2:22.400	+13.822						
			2	2:16.026	+7.448						

Joshua Underwood, Chief of Timing & Scoring

Orbits

Kathy Barnes, Chief Steward / Earl Hurlbut, Chairman SOM

Joshua Underwood

www.mylaps.com
Licensed to: NEDiv



**New England Region
NERRC Kickoff Weekend
Official Race Results**



NERRC Kickoff Weekend

Sorted on Best Lap time

Grp 4 - SSM, SM2, STU

Palmer Motorsports Park 2.300 miles

Race 2 #16-RQ-4241-S

2016-05-07 10:15

Race (14:00 and 1 Laps) started at 10:23:22

Pos	No.	Name	Class	Best Tm	Diff	Best Speed	In Lap	Make-Model	Sponsor
SM2									
1	#30	Tom Bogar	SM2	2:04.422		66.548	7	Mazda Miata/Black	AUTEX MAZDA KEE
2	#38	Hunter Bogar	SM2	2:04.633	0.211	66.435	2	Mazda Miata/red	Autex Mazda
3	#9	Jesse Schmidt	SM2	2:04.759	0.337	66.368	7	Mazda Miata/Red	Rossini Racing Proc
4	#06	Jeff Longo	SM2	2:07.277	2.855	65.055	8	Mazda Miata/red	LTD Racing / Marbl
5	#14	Keith Knickerbocker	SM2	2:07.869	3.447	64.754	8	Mazda Miata/black	Knickerbocker by D
6	#19	Shelby Churchill	SM2	2:07.956	3.534	64.710	6	Mazda Miata/Black	
7	#78	Jimmy Locke	SM2	2:08.094	3.672	64.640	8	Mazda Miata/rusty	NorthEast Earth M&
8	#52	Donald W Duman	SM2	2:08.479	4.057	64.446	6	Mazda Miata/Red	Southern Auto Auc
9	#09	Roger Cote	SM2	2:08.614	4.192	64.379	7	Mazda Miata/white	
10	#62	William Dergosits	SM2	2:10.906	6.484	63.251	8	Mazda Miata/Red/S	North Country Subi
11	#86	Mark Wheatley	SM2	2:10.971	6.549	63.220	8	Mazda Miata/Silver	
12	#73	Xiang Li	SM2	2:11.294	6.872	63.065	7	Ford Fiesta/Orange	
13	#33	Rebecca Harvey	SM2	2:11.760	7.338	62.842	8	Mazda Miata/Blue	Road Rebels
14	#15	JC Ogle	SM2	2:13.657	9.235	61.950	5	Mazda Miata/Black	Atlas Private Wealt
Not classified									
DNS	#67	Walter Ryan	SM2				0	Mazda miata/orang	
STU									
1	#37	Eric Thompson	STU	2:00.795		68.546	8	Mazda MIATA/BLAC	FLATOUT MOTORS
2	#7	Cy Peake	STU	2:04.389	3.594	66.565	7	Mazda Miata/green	LTD Racing
3	#13	Robert Reed	STU	2:04.677	3.882	66.412	4	Mazda Miata/Greer	LTD Racing
4	#133	Ben Phillips	STU	2:08.277	7.482	64.548	8	Porsche 968 ITR ra	BigSpeed Racing
5	#59	Greg Goss	STU	2:08.578	7.783	64.397	8	Honda S2000/RED	RF Hellwig / Quant
6	#121	Gregory Pecora	STU	3:08.010	1:07.215	44.040	1	Mazda Mx 5 cup ca	Pecora Motorsports

Announcements

Time Prov 1042 Time Final 1113

Joshua Underwood, Chief of Timing & Scoring

Orbits

Kathy Barnes, Chief Steward / Earl Hurlbut, Chairman SOM

www.mylaps.com
Licensed to: NEDiv



**New England Region
NERRC Kickoff Weekend
Official Race Results**



NERRC Kickoff Weekend

Sorted on Laps

Grp 5 - SRF, SRF3, EVSR, SPU

Palmer Motorsports Park 2.300 miles

Race 2 #16-RQ-4241-S

2016-05-07 10:40

Race (14:00 and 1 Laps) started at 10:51:59

Pos	No.	Name	Class	Laps	Diff	Total Tm	Best Tm	Make-Model	Sponsor
1	#88	Jonathan Emms	SRF3	8		16:24.305	2:00.416	SCCA Enterpri:	Clockwork Orange Raci
2	#8	David Ferguson	SRF3	8	26.211	16:50.516	2:01.033	Spec Racer Fo	Motion Dynamics
3	#72	Steve Introne	SRF3	8	30.449	16:54.754	2:03.476	SCCA Enterpri:	IntroneCom.com Franl
4	#4	Scott James	SRF	8	53.608	17:17.913	2:06.969	SCCA Enterpri:	Chicane Racing/Motion
5	#12	Federico Burgos	SRF	8	1:26.329	17:50.634	2:11.699	SCCA Enterpri:	
6	#13	Thomas Riley	SRF	8	1:31.908	17:56.213	2:11.726	Spec Racer Fo	TRAC Consulting
7	#62	Thomas Kirchman	SRF	8	1:38.836	18:03.141	2:10.204	SCCA Enterpri:	
8	#69	Mark Saviet	SRF	7	1 Lap	16:34.586	2:03.835	Spec Racer Fo	DADDYLUBE - 'Service
9	#31	Leslie Kurz	SRF	7	1 Lap	16:44.463	2:19.311	Spec Racer Fo	

Announcements

Time Prov 1110 Time Final 1140

Margin of Victory	Avg. Speed	Best Lap Tm	Best Speed	Best Lap by
26.211	67.296	2:00.416	68.762	#88 - Jonathan Emms

Joshua Underwood, Chief of Timing & Scoring

Orbits

Kathy Barnes, Chief Steward / Earl Hurlbut, Chairman SOM

www.mylaps.com
Licensed to: NEDiv



**New England Region
NERRC Kickoff Weekend
Official Race Results**



NERRC Kickoff Weekend

Sorted on Laps

Grp 5 - SRF, SRF3, EVSR, SPU

Palmer Motorsports Park 2.300 miles

Race 2 #16-RQ-4241-S

2016-05-07 10:40

Race (14:00 and 1 Laps) started at 10:51:59

Pos	No.	Name	Class	Laps	Diff	Total Tm	Best Tm	Make-Model	Sponsor
SRF									
1	#4	Scott James	SRF	8		17:17.913	2:06.969	SCCA Enterpri:	Chicane Racing/Motion
2	#12	Federico Burgos	SRF	8	32.721	17:50.634	2:11.699	SCCA Enterpri:	
3	#13	Thomas Riley	SRF	8	38.300	17:56.213	2:11.726	Spec Racer Fo	TRAC Consulting
4	#62	Thomas Kirchman	SRF	8	45.228	18:03.141	2:10.204	SCCA Enterpri:	
5	#69	Mark Saviet	SRF	7	1 Lap	16:34.586	2:03.835	Spec Racer Fo	DADDYLUBE - 'Service
6	#31	Leslie Kurz	SRF	7	1 Lap	16:44.463	2:19.311	Spec Racer Fo	
SRF3									
1	#88	Jonathan Emms	SRF3	8		16:24.305	2:00.416	SCCA Enterpri:	Clockwork Orange Raci
2	#8	David Ferguson	SRF3	8	26.211	16:50.516	2:01.033	Spec Racer Fo	Motion Dynamics
3	#72	Steve Introne	SRF3	8	30.449	16:54.754	2:03.476	SCCA Enterpri:	IntroneCom.com Franl

Announcements

Time Prov 1110 Time Final 1140

Margin of Victory	Avg. Speed	Best Lap Tm	Best Speed	Best Lap by
26.211	67.296	2:00.416	68.762	#88 - Jonathan Emms

Joshua Underwood, Chief of Timing & Scoring

Orbits

Kathy Barnes, Chief Steward / Earl Hurlbut, Chairman SOM

www.mylaps.com
Licensed to: NEDiv

NERRC Kickoff Weekend

Lapchart

Grp 5 - SRF, SRF3, EVSR, SPU

Palmer Motorsports Park 2.300 miles

Race 2 #16-RQ-4241-S

2016-05-07 10:40

Race (14:00 and 1 Laps) started at 10:51:59



Competitors	Laps									
	0	1	2	3	4	5	6	7	8	
Steve Introne (#72)	1	#72	#88	#88	#88	#88	#88	#88	#88	#88
David Ferguson (#8)	2	#8	#72	#72	#72	#72	#72	#72	#8	
Federico Burgos (#12)	3	#12	#8	#8	#8	#8	#8	#8	#72	
Jonathan Emms (#88)	4	#88	#69	#69	#4	#4	#4	#4	#4	
Thomas Riley (#13)	5	#13	#4	#4	#69	#12	#12	#12	#12	
Mark Saviet (#69)	6	#69	#62	#62	#62	#62	#62	#62	#13	
Scott James (#4)	7	#4	#12	#12	#12	#13	#13	#13	#62	
Thomas Kirchman (#62)	8	#62	#13	#13	#13	#31	#31	#31	#69	
Leslie Kurz (#31)	9	#31	#31	#31	#31	#69	#69	#69	#31	



New England Region NERRC Kickoff Weekend Official Race Results



NERRC Kickoff Weekend

Grp 5 - SRF, SRF3, EVSR, SPU

Palmer Motorsports Park 2.300 miles

Race 2 #16-RQ-4241-S

2016-05-07 10:40

Race (14:00 and 1 Laps) started at 10:51:59

<u>(#88) Jonathan Emms</u>			1	1:55.393	-14.811
1	1:47.151	-13.265	2	2:11.085	+0.881
2	2:03.437	+3.021	3	2:10.204	
3	2:03.289	+2.873	4	2:24.595	+14.391
4	2:03.421	+3.005	5	2:13.699	+3.495
5	2:04.469	+4.053	6	2:14.929	+4.725
6	2:02.525	+2.109	7	2:14.645	+4.441
7	2:00.416		8	2:18.824	+8.620
8	2:00.766	+0.350	<u>(#69) Mark Saviet</u>		
<u>(#8) David Ferguson</u>			1	1:54.846	-8.989
1	1:54.562	-6.471	2	2:11.016	+7.181
2	2:11.022	+9.989	3	2:10.453	+6.618
3	2:06.158	+5.125	4	3:37.311	+1:33.476
4	2:06.149	+5.116	5	2:03.835	
5	2:05.399	+4.366	6	2:05.310	+1.475
6	2:04.591	+3.558	7	2:12.579	+8.744
7	2:03.177	+2.144	<u>(#31) Leslie Kurz</u>		
8	2:01.033		1	2:08.964	-10.347
<u>(#72) Steve Introne</u>			2	2:26.790	+7.479
1	2:12.081	+8.605	3	2:21.947	+2.636
2	2:10.218	+6.742	4	2:21.910	+2.599
3	2:06.939	+3.463	5	2:22.246	+2.935
4	2:06.235	+2.759	6	2:19.311	
5	2:05.677	+2.201	7	2:23.216	+3.905
6	2:04.456	+0.980	<u>(#4) Scott James</u>		
7	2:03.476		1	1:54.889	-12.080
8	2:05.672	+2.196	2	2:11.248	+4.279
<u>(#12) Federico Burgos</u>			3	2:08.384	+1.415
1	2:00.111	-11.588	4	2:08.526	+1.557
2	2:14.157	+2.458	5	2:11.541	+4.572
3	2:12.533	+0.834	6	2:08.436	+1.467
4	2:12.572	+0.873	7	2:06.969	
5	2:12.587	+0.888	8	2:08.496	+1.527
6	2:13.169	+1.470	<u>(#13) Thomas Riley</u>		
7	2:11.699		1	2:02.055	-9.671
8	2:15.162	+3.463	2	2:16.543	+4.817
<u>(#62) Thomas Kirchman</u>			3	2:13.067	+1.341
1	2:02.055	-9.671	4	2:13.197	+1.471
2	2:16.543	+4.817	5	2:11.966	+0.240
3	2:13.067	+1.341	6	2:14.755	+3.029
4	2:13.197	+1.471	7	2:13.870	+2.144
5	2:11.966	+0.240	8	2:11.726	
6	2:14.755	+3.029	<u>(#62) Thomas Kirchman</u>		
7	2:13.870	+2.144			
8	2:11.726				

(#62) Thomas Kirchman

Joshua Underwood, Chief of Timing & Scoring

Orbits

Kathy Barnes, Chief Steward / Earl Hurlbut, Chairman SOM

Joshua Underwood

www.mylaps.com

Licensed to: NEDiv



**New England Region
NERRC Kickoff Weekend
Official Race Results**



NERRC Kickoff Weekend

Sorted on Best Lap time

Grp 5 - SRF, SRF3, EVSR, SPU

Palmer Motorsports Park 2.300 miles

Race 2 #16-RQ-4241-S

2016-05-07 10:40

Race (14:00 and 1 Laps) started at 10:51:59

Pos	No.	Name	Class	Best Tm	Diff	Best Speed	In Lap	Make-Model	Sponsor
SRF									
1	#69	Mark Saviet	SRF	2:03.835		66.863	5	Spec Racer Ford/bl	DADDYLUBE - 'Sen
2	#4	Scott James	SRF	2:06.969	3.134	65.213	7	SCCA Enterprises S	Chicane Racing/Mo
3	#62	Thomas Kirchman	SRF	2:10.204	6.369	63.593	3	SCCA Enterprises S	
4	#12	Federico Burgos	SRF	2:11.699	7.864	62.871	7	SCCA Enterprises S	
5	#13	Thomas Riley	SRF	2:11.726	7.891	62.858	8	Spec Racer Ford/bl	TRAC Consulting
6	#31	Leslie Kurz	SRF	2:19.311	15.476	59.435	6	Spec Racer Ford/pi	
SRF3									
1	#88	Jonathan Emms	SRF3	2:00.416		68.762	7	SCCA Enterprises S	Clockwork Orange
2	#8	David Ferguson	SRF3	2:01.033	0.617	68.411	8	Spec Racer Ford/BI	Motion Dynamics
3	#72	Steve Introne	SRF3	2:03.476	3.060	67.058	7	SCCA Enterprises S	IntroneCom.com F

Announcements

Time Prov 1110 Time Final 1140

Joshua Underwood, Chief of Timing & Scoring

Orbits

Kathy Barnes, Chief Steward / Earl Hurlbut, Chairman SOM

www.mylaps.com
Licensed to: NEDiv



**New England Region
NERRC Kickoff Weekend
Official Race Results**



NERRC Kickoff Weekend

Sorted on Laps

Grp 6 - SM, SM5, SMT, T3, B Spec

Palmer Motorsports Park 2.300 miles

Race 2 #16-RQ-4241-S

2016-05-07 11:05

Race (14:00 and 1 Laps) started at 11:27:40

Pos	No.	Name	Class	Laps	Diff	Total Tm	Best Tm	Make-Model	Sponsor
1	#9	Jesse Schmidt	SM	8		16:09.972	1:59.428	Mazda Miata/F	Rossini Racing Product
2	#77	J T Coupal	SM	8	1.190	16:11.162	1:59.775	Mazda Miata/E	Flatout Motorsports Mi
3	#78	Jimmy Locke	SM	8	1.913	16:11.885	1:59.973	Mazda Miata/r	NorthEast Earth Mecha
4	#38	Hunter Bogar	SM	8	14.056	16:24.028	2:02.092	Mazda Miata/r	Autex Mazda
5	#30	Tom Bogar	SM	8	14.422	16:24.394	2:01.688	Mazda Miata/E	AUTEX MAZDA KEENE
6	#13	Robert Reed	SM	8	21.568	16:31.540	2:02.343	Mazda Miata/C	LTD Racing
7	#7	Cy Peake	SM	8	23.646	16:33.618	2:02.159	Mazda Miata/c	LTD Racing
8	#06	Jeff Longo	SM	8	30.359	16:40.331	2:03.621	Mazda Miata/r	LTD Racing / Marbledal
9	#19	Shelby Churchill	SM	8	42.220	16:52.192	2:04.885	Mazda Miata/E	
10	#28	Jeff Miller	SM	8	45.865	16:55.837	2:04.822	Mazda Miata/v	SAC Racing
11	#15	Douglas Fisher	SM	8	54.014	17:03.986	2:06.597	Mazda Miata/E	Father Daughter Racing
12	#73	Xiang Li	SM	8	54.951	17:04.923	2:04.130	Mazda Spec M	
13	#34	Thomas Paolino	SM	8	55.552	17:05.524	2:04.112	Mazda Miata/t	
14	#144	Dave Kuchrawy	SM	8	1:18.848	17:28.820	2:08.322	Mazda Miata/E	
15	#90	Kent Vaccaro	SM	8	1:19.098	17:29.070	2:07.546	Mazda Miata/E	Flatout Motorsports
16	#00	Anthony Vaccaro	SM	8	1:20.162	17:30.134	2:08.381	Mazda Miata/E	Flatout Motorsports
17	#33	Rebecca Harvey	SM	8	1:30.499	17:40.471	2:09.120	Mazda Miata/E	Road Rebels
18	#91	Tom Haronian	SM	8	2:06.021	18:15.993	2:12.668	Mazda Miata/t	Flatout
19	#14	Christopher Steven Mosley	B-Spec	7	1 Lap	16:35.331	2:19.406	Honda Fit/Cop	
20	#121	Gregory Pecora	T3	1	7 Laps	3:39.003	3:33.976	Mazda Mx 5 ct	Pecora Motorsports No

Announcements

New Track Record (2:19.406) for B-Spec by Christopher Steven Mosley.
Time Prov 1146 Time Final 1216

Margin of Victory	Avg. Speed	Best Lap Tm	Best Speed	Best Lap by
1.190	68.291	1:59.428	69.330	#9 - Jesse Schmidt

Joshua Underwood, Chief of Timing & Scoring

Orbits

Kathy Barnes, Chief Steward / Earl Hurlbut, Chairman SOM

www.mylaps.com
Licensed to: NEDiv



New England Region
NERRC Kickoff Weekend
Official Race Results



NERRC Kickoff Weekend

Sorted on Laps

Grp 6 - SM, SM5, SMT, T3, B Spec

Palmer Motorsports Park 2.300 miles

Race 2 #16-RQ-4241-S

2016-05-07 11:05

Race (14:00 and 1 Laps) started at 11:27:40

Pos	No.	Name	Class	Laps	Diff	Total Tm	Best Tm	Make-Model	Sponsor
B-Spec									
1	#14	Christopher Steven Mosley	B-Spec	7		16:35.331	2:19.406	Honda Fit/Cop	
SM									
1	#9	Jesse Schmidt	SM	8		16:09.972	1:59.428	Mazda Miata/F	Rossini Racing Product
2	#77	J T Coupal	SM	8	1.190	16:11.162	1:59.775	Mazda Miata/E	Flatout Motorsports Mi
3	#78	Jimmy Locke	SM	8	1.913	16:11.885	1:59.973	Mazda Miata/r	NorthEast Earth Mecha
4	#38	Hunter Bogar	SM	8	14.056	16:24.028	2:02.092	Mazda Miata/r	Autex Mazda
5	#30	Tom Bogar	SM	8	14.422	16:24.394	2:01.688	Mazda Miata/E	AUTEX MAZDA KEENE
6	#13	Robert Reed	SM	8	21.568	16:31.540	2:02.343	Mazda Miata/C	LTD Racing
7	#7	Cy Peake	SM	8	23.646	16:33.618	2:02.159	Mazda Miata/c	LTD Racing
8	#06	Jeff Longo	SM	8	30.359	16:40.331	2:03.621	Mazda Miata/r	LTD Racing / Marbledal
9	#19	Shelby Churchill	SM	8	42.220	16:52.192	2:04.885	Mazda Miata/E	
10	#28	Jeff Miller	SM	8	45.865	16:55.837	2:04.822	Mazda Miata/v	SAC Racing
11	#15	Douglas Fisher	SM	8	54.014	17:03.986	2:06.597	Mazda Miata/E	Father Daughter Racing
12	#73	Xiang Li	SM	8	54.951	17:04.923	2:04.130	Mazda Spec M	
13	#34	Thomas Paolino	SM	8	55.552	17:05.524	2:04.112	Mazda Miata/l	
14	#144	Dave Kuchrawy	SM	8	1:18.848	17:28.820	2:08.322	Mazda Miata/E	
15	#90	Kent Vaccaro	SM	8	1:19.098	17:29.070	2:07.546	Mazda Miata/E	Flatout Motorsports
16	#00	Anthony Vaccaro	SM	8	1:20.162	17:30.134	2:08.381	Mazda Miata/E	Flatout Motorsports
17	#33	Rebecca Harvey	SM	8	1:30.499	17:40.471	2:09.120	Mazda Miata/E	Road Rebels
18	#91	Tom Haronian	SM	8	2:06.021	18:15.993	2:12.668	Mazda Miata/l	Flatout
T3									
1	#121	Gregory Pecora	T3	1		3:39.003	3:33.976	Mazda Mx 5 c	Pecora Motorsports No

Announcements

New Track Record (2:19.406) for B-Spec by Christopher Steven Mosley.
Time Prov 1146 Time Final 1216

Margin of Victory	Avg. Speed	Best Lap Tm	Best Speed	Best Lap by
1.190	68.291	1:59.428	69.330	#9 - Jesse Schmidt

Joshua Underwood, Chief of Timing & Scoring

Orbits

Kathy Barnes, Chief Steward / Earl Hurlbut, Chairman SOM

www.mylaps.com
Licensed to: NEDiv

NERRC Kickoff Weekend

Lapchart

Grp 6 - SM, SM5, SMT, T3, B Spec

Palmer Motorsports Park 2.300 miles

Race 2 #16-RQ-4241-S

2016-05-07 11:05

Race (14:00 and 1 Laps) started at 11:27:40

Competitors	Laps									
	0	1	2	3	4	5	6	7	8	
Jesse Schmidt (#9)	1	#9	#9	#9	#9	#9	#9	#9	#9	#9
Hunter Bogar (#38)	2	#38	#38	#77	#77	#77	#77	#77	#77	#77
J T Coupal (#77)	3	#77	#30	#78	#78	#78	#78	#78	#78	#78
Tom Bogar (#30)	4	#30	#77	#38	#38	#38	#38	#38	#38	#38
Jimmy Locke (#78)	5	#78	#78	#30	#30	#30	#30	#30	#30	#30
Jeff Miller (#28)	6	#28	#13	#13	#13	#13	#13	#13	#13	#13
Robert Reed (#13)	7	#13	#06	#06	#7	#7	#7	#7	#7	#7
Thomas Paolino (#34)	8	#34	#7	#7	#06	#06	#06	#06	#06	#06
Shelby Churchill (#19)	9	#19	#28	#19	#19	#19	#19	#19	#19	#19
Jeff Longo (#06)	10	#06	#19	#28	#28	#28	#28	#28	#28	#28
Douglas Fisher (#15)	11	#15	#15	#15	#15	#15	#15	#15	#15	#15
Kent Vaccaro (#90)	12	#90	#73	#73	#73	#73	#73	#73	#73	#73
Xiang Li (#73)	13	#73	#34	#34	#34	#34	#34	#34	#34	#34
Tom Haronian (#91)	14	#91	#91	#144	#144	#144	#144	#144	#144	#144
Cy Peake (#7)	15	#7	#144	#90	#90	#90	#90	#90	#90	#90
Christopher Steven Mosley (#14)	16	#14	#90	#00	#00	#00	#00	#00	#00	#00
Dave Kuchrawy (#144)	17	#144	#00	#33	#33	#33	#33	#33	#33	#33
Rebecca Harvey (#33)	18	#33	#33	#91	#91	#91	#91	#91	#91	#91
Anthony Vaccaro (#00)	19	#00	#14	#14	#14	#14	#14	#14	#14	#14
Gregory Pecora (#121)	20	#121	#121							



New England Region NERRC Kickoff Weekend Official Race Results



NERRC Kickoff Weekend

Grp 6 - SM, SM5, SMT, T3, B Spec

Palmer Motorsports Park 2.300 miles

Race 2 #16-RQ-4241-S

2016-05-07 11:05

Race (14:00 and 1 Laps) started at 11:27:40

<u>(#9) Jesse Schmidt</u>			1	2:09.467	+7.308	3	2:08.442	+4.330	5	2:19.406	
1	2:05.198	+5.770	2	2:02.848	+0.689	4	2:07.520	+3.408	6	2:20.439	+1.033
2	2:01.978	+2.550	3	2:03.662	+1.503	5	2:06.952	+2.840	7	2:20.713	+1.307
3	2:01.647	+2.219	4	2:03.435	+1.276	6	2:07.290	+3.178	<u>(#121) Gregory Pecora</u>		
4	2:00.989	+1.561	5	2:03.744	+1.585	7	2:05.798	+1.686	1	3:33.976	
5	2:00.079	+0.651	6	2:03.208	+1.049	8	2:04.112		<u>(#144) Dave Kuchrawy</u>		
6	1:59.428		7	2:02.159		1	2:16.784	+8.462	2	2:13.061	+4.739
7	2:00.872	+1.444	8	2:02.794	+0.635	3	2:10.656	+2.334	4	2:08.551	+0.229
8	1:59.781	+0.353	<u>(#06) Jeff Longo</u>			5	2:09.340	+1.018	6	2:09.693	+1.371
<u>(#77) J T Coupal</u>			1	2:08.102	+4.481	6	2:09.693	+1.371	7	2:09.506	+1.184
1	2:06.978	+7.203	2	2:04.562	+0.941	7	2:09.506	+1.184	8	2:08.322	
2	2:01.573	+1.798	3	2:05.090	+1.469	<u>(#90) Kent Vaccaro</u>			1	2:19.005	+11.459
3	2:00.843	+1.068	4	2:04.153	+0.532	2	2:13.836	+6.290	2	2:13.836	+6.290
4	2:00.665	+0.890	5	2:03.621		3	2:10.109	+2.563	3	2:10.109	+2.563
5	2:00.179	+0.404	6	2:04.470	+0.849	4	2:08.883	+1.337	4	2:08.883	+1.337
6	1:59.775		7	2:04.454	+0.833	5	2:08.675	+1.129	5	2:08.675	+1.129
7	2:00.551	+0.776	8	2:04.268	+0.647	6	2:09.335	+1.789	6	2:09.335	+1.789
8	1:59.908	+0.133	<u>(#19) Shelby Churchill</u>			7	2:09.593	+2.047	7	2:09.593	+2.047
<u>(#78) Jimmy Locke</u>			1	2:12.054	+7.169	8	2:07.546		<u>(#00) Anthony Vaccaro</u>		
1	2:07.178	+7.205	2	2:04.952	+0.067	1	2:17.926	+9.545	2	2:13.487	+5.106
2	2:01.981	+2.008	3	2:05.587	+0.702	2	2:13.487	+5.106	3	2:10.212	+1.831
3	2:00.741	+0.768	4	2:05.409	+0.524	3	2:10.212	+1.831	4	2:09.227	+0.846
4	2:00.594	+0.621	5	2:06.098	+1.213	4	2:09.227	+0.846	5	2:08.500	+0.119
5	2:00.109	+0.136	6	2:05.879	+0.994	5	2:09.124	+0.743	6	2:09.124	+0.743
6	1:59.973		7	2:05.952	+1.067	6	2:09.575	+1.194	7	2:09.575	+1.194
7	2:00.346	+0.373	8	2:04.885		7	2:08.381		8	2:08.381	
8	2:00.067	+0.094	<u>(#28) Jeff Miller</u>			<u>(#33) Rebecca Harvey</u>			1	2:19.583	+10.463
<u>(#38) Hunter Bogar</u>			1	2:11.991	+7.169	1	2:19.583	+10.463	2	2:14.670	+5.550
1	2:06.344	+4.252	2	2:07.465	+2.643	2	2:14.670	+5.550	3	2:10.824	+1.704
2	2:04.278	+2.186	3	2:06.680	+1.858	3	2:10.824	+1.704	4	2:10.926	+1.806
3	2:02.101	+0.009	4	2:06.602	+1.780	4	2:10.926	+1.806	5	2:11.022	+1.902
4	2:02.250	+0.158	5	2:05.645	+0.823	5	2:11.022	+1.902	6	2:09.674	+0.554
5	2:02.261	+0.169	6	2:06.092	+1.270	6	2:09.674	+0.554	7	2:09.120	
6	2:02.092		7	2:05.399	+0.577	7	2:09.120		8	2:11.454	+2.334
7	2:02.304	+0.212	8	2:04.822		<u>(#91) Tom Haronian</u>			1	2:17.171	+4.503
8	2:02.140	+0.048	<u>(#15) Douglas Fisher</u>			2	2:33.543	+20.875	2	2:33.543	+20.875
<u>(#30) Tom Bogar</u>			1	2:12.596	+5.999	3	2:16.721	+4.053	3	2:16.721	+4.053
1	2:06.820	+5.132	2	2:06.827	+0.230	4	2:14.047	+1.379	4	2:14.047	+1.379
2	2:04.424	+2.736	3	2:06.786	+0.189	5	2:13.476	+0.808	5	2:13.476	+0.808
3	2:02.259	+0.571	4	2:06.948	+0.351	6	2:12.668		6	2:12.668	
4	2:02.116	+0.428	5	2:06.626	+0.029	7	2:13.075	+0.407	7	2:13.075	+0.407
5	2:01.688		6	2:06.597		8	2:13.135	+0.467	8	2:13.135	+0.467
6	2:01.968	+0.280	7	2:07.989	+1.392	<u>(#14) Christopher Steven Mosley</u>			1	2:26.221	+6.815
7	2:01.164	+0.476	8	2:07.956	+1.359	1	2:26.221	+6.815	2	2:23.848	+4.442
8	2:02.186	+0.498	<u>(#73) Xiang Li</u>			2	2:23.848	+4.442	3	2:21.797	+2.391
<u>(#13) Robert Reed</u>			1	2:13.634	+9.504	3	2:21.797	+2.391	4	2:20.096	+0.690
1	2:07.401	+5.058	2	2:08.966	+4.836	<u>(#7) Cy Peake</u>					
2	2:03.621	+1.278	3	2:08.672	+4.542						
3	2:02.671	+0.328	4	2:07.615	+3.485						
4	2:02.343		5	2:06.589	+2.459						
5	2:02.993	+0.650	6	2:07.751	+3.621						
6	2:03.789	+1.446	7	2:05.454	+1.324						
7	2:02.944	+0.601	8	2:04.130							
8	2:04.582	+2.239	<u>(#34) Thomas Paolino</u>								
<u>(#7) Cy Peake</u>			1	2:15.373	+11.261						
			2	2:08.791	+4.679						

Joshua Underwood, Chief of Timing & Scoring

Kathy Barnes, Chief Steward / Earl Hurlbut, Chairman SOM

Orbits

www.mylaps.com
Licensed to: NEDiv



**New England Region
NERRC Kickoff Weekend
Official Race Results**



NERRC Kickoff Weekend

Sorted on Best Lap time

Grp 6 - SM, SM5, SMT, T3, B Spec

Palmer Motorsports Park 2.300 miles

Race 2 #16-RQ-4241-S

2016-05-07 11:05

Race (14:00 and 1 Laps) started at 11:27:40

Pos	No.	Name	Class	Best Tm	Diff	Best Speed	In Lap	Make-Model	Sponsor
B-Spec									
1	#14	Christopher Steven Mosley	B-Spec	2:19.406		59.395	5	Honda Fit/Copper	
SM									
1	#9	Jesse Schmidt	SM	1:59.428		69.330	6	Mazda Miata/Red	Rossini Racing Pro
2	#77	J T Coupal	SM	1:59.775	0.347	69.130	6	Mazda Miata/Blu/Bl	Flatout Motorsport
3	#78	Jimmy Locke	SM	1:59.973	0.545	69.016	6	Mazda Miata/rusty	NorthEast Earth M
4	#30	Tom Bogar	SM	2:01.688	2.260	68.043	5	Mazda Miata/Black	AUTEX MAZDA KEE
5	#38	Hunter Bogar	SM	2:02.092	2.664	67.818	6	Mazda Miata/red	Autex Mazda
6	#7	Cy Peake	SM	2:02.159	2.731	67.781	7	Mazda Miata/green	LTD Racing
7	#13	Robert Reed	SM	2:02.343	2.915	67.679	4	Mazda Miata/Greer	LTD Racing
8	#06	Jeff Longo	SM	2:03.621	4.193	66.979	5	Mazda Miata/red	LTD Racing / Marbl
9	#34	Thomas Paolino	SM	2:04.112	4.684	66.714	8	Mazda Miata/black,	
10	#73	Xiang Li	SM	2:04.130	4.702	66.704	8	Mazda Spec Miata	
11	#28	Jeff Miller	SM	2:04.822	5.394	66.334	8	Mazda Miata/White	SAC Racing
12	#19	Shelby Churchill	SM	2:04.885	5.457	66.301	8	Mazda Miata/Black	
13	#15	Douglas Fisher	SM	2:06.597	7.169	65.404	6	Mazda Miata/Blue/'	Father Daughter R
14	#90	Kent Vaccaro	SM	2:07.546	8.118	64.918	8	Mazda Miata/Blue/t	Flatout Motorsport
15	#144	Dave Kuchrawy	SM	2:08.322	8.894	64.525	8	Mazda Miata/Black	
16	#00	Anthony Vaccaro	SM	2:08.381	8.953	64.496	8	Mazda Miata/Blue/t	Flatout Motorsport
17	#33	Rebecca Harvey	SM	2:09.120	9.692	64.126	7	Mazda Miata/Blue	Road Rebels
18	#91	Tom Haronian	SM	2:12.668	13.240	62.411	6	Mazda Miata/blue/t	Flatout
T3									
1	#121	Gregory Pecora	T3	3:33.976		38.696	1	Mazda Mx 5 cup ca	Pecora Motorsports

Announcements

New Track Record (2:19.406) for B-Spec by Christopher Steven Mosley.
Time Prov 1146 Time Final 1216

Joshua Underwood, Chief of Timing & Scoring

Orbits

Kathy Barnes, Chief Steward / Earl Hurlbut, Chairman SOM

www.mylaps.com
Licensed to: NEDiv



**New England Region
NERRC Kickoff Weekend
Official Race Results**



NERRC Kickoff Weekend

Sorted on Laps

Grp 7 - GT1-2-3, EP, SPO, AS, T1-2, ITE

Palmer Motorsports Park 2.300 miles

Race 2 #16-RQ-4241-S

2016-05-07 11:30

Race (14:00 and 1 Laps) started at 11:56:59

Pos	No.	Name	Class	Laps	Diff	Total Tm	Best Tm	Make-Model	Sponsor
1	#37	Eric Thompson	T1	8		16:35.118	2:01.625	Mazda MIATA/	FLATOUT MOTORSPOR
2	#59	Michael Goulde	ITE	8	15.730	16:50.848	2:02.665	BMW 328is/Bl	
3	#35	Anthony Kalkandis	ITE	8	16.473	16:51.591	2:02.285	Porsche 944 T	Rennmeister
4	#27	David Burke	GT3	8	37.854	17:12.972	2:07.572	Porsche 944/B	Marty's Buick GMC
5	#54	Jeff Campbell	ITE	8	38.355	17:13.473	2:07.465	Porsche 964/C	
6	#47	A. Sterling Cole	EP	8	1:32.286	18:07.404	2:13.726	Mazda RX3/Ye	Wankel Works Racetel
7	#80	Maurizio Cerasoli	GT2	8	2:16.357	18:51.475	2:14.400	Porsche 944 T	MCRacing
8	#18	Kurt Smith	ITE	7	1 Lap	16:35.171	2:18.128	Porsche 914-6	Thanks Dad!
9	#5	Brian Licklider	AS	7	1 Lap	16:35.296	2:17.353	Ford Mustang/	Hartman driveshaft
10	#81	Zachary Slater	ITE	7	1 Lap	17:08.383	2:08.904	Porsche 944 T	
11	#24	Peter (Tony) Lewis	T2	4	4 Laps	9:19.464	2:14.323	Chevrolet Carr	Taknology. M+A Auto S
12	#17	James Jost	GT1	1	7 Laps	3:32.842		Ford thunderb	Jost Iron Works

Announcements

New Track Record (2:01.625) for T1 by Eric Thompson.
Time Prov 1216 Time Final 1246

Margin of Victory	Avg. Speed	Best Lap Tm	Best Speed	Best Lap by
15.730	66.565	2:01.625	68.078	#37 - Eric Thompson

Joshua Underwood, Chief of Timing & Scoring

Orbits

Kathy Barnes, Chief Steward / Earl Hurlbut, Chairman SOM

www.mylaps.com
Licensed to: NEDiv



**New England Region
NERRC Kickoff Weekend
Official Race Results**



NERRC Kickoff Weekend

Sorted on Laps

Grp 7 - GT1-2-3, EP, SPO, AS, T1-2, ITE

Palmer Motorsports Park 2.300 miles

Race 2 #16-RQ-4241-S

2016-05-07 11:30

Race (14:00 and 1 Laps) started at 11:56:59

Pos	No.	Name	Class	Laps	Diff	Total Tm	Best Tm	Make-Model	Sponsor
AS									
1	#5	Brian Licklider	AS	7		16:35.296	2:17.353	Ford Mustang/	Hartman driveshaft
EP									
1	#47	A. Sterling Cole	EP	8		18:07.404	2:13.726	Mazda RX3/Ye	Wankel Works Racetel
GT1									
1	#17	James Jost	GT1	1		3:32.842		Ford thunderb	Jost Iron Works
GT2									
1	#80	Maurizio Cerasoli	GT2	8		18:51.475	2:14.400	Porsche 944 Ti	MCRacing
GT3									
1	#27	David Burke	GT3	8		17:12.972	2:07.572	Porsche 944/B	Marty's Buick GMC
ITE									
1	#59	Michael Goulde	ITE	8		16:50.848	2:02.665	BMW 328is/Blk	
2	#35	Anthony Kalkandis	ITE	8	0.743	16:51.591	2:02.285	Porsche 944 Ti	Rennmeister
3	#54	Jeff Campbell	ITE	8	22.625	17:13.473	2:07.465	Porsche 964/C	
4	#18	Kurt Smith	ITE	7	1 Lap	16:35.171	2:18.128	Porsche 914-6	Thanks Dad!
5	#81	Zachary Slater	ITE	7	1 Lap	17:08.383	2:08.904	Porsche 944 Ti	
T1									
1	#37	Eric Thompson	T1	8		16:35.118	2:01.625	Mazda MIATA/	FLATOUT MOTORSPOR
T2									
1	#24	Peter (Tony) Lewis	T2	4		9:19.464	2:14.323	Chevrolet Carr	Taknology. M+A Auto S

Announcements

New Track Record (2:01.625) for T1 by Eric Thompson.
Time Prov 1216 Time Final 1246

Margin of Victory	Avg. Speed	Best Lap Tm	Best Speed	Best Lap by
15.730	66.565	2:01.625	68.078	#37 - Eric Thompson

Joshua Underwood, Chief of Timing & Scoring

Orbits

Kathy Barnes, Chief Steward / Earl Hurlbut, Chairman SOM

www.mylaps.com
Licensed to: NEDiv

NERRC Kickoff Weekend

Lapchart

Grp 7 - GT1-2-3, EP, SPO, AS, T1-2, ITE

Palmer Motorsports Park 2.300 miles

Race 2 #16-RQ-4241-S

2016-05-07 11:30

Race (14:00 and 1 Laps) started at 11:56:59



Competitors	Laps									
	0	1	2	3	4	5	6	7	8	
Michael Goulde (#59)	1	#59	#59	#59	#37	#37	#37	#37	#37	#37
David Burke (#27)	2	#27	#27	#37	#59	#59	#59	#59	#59	#59
Jeff Campbell (#54)	3	#54	#54	#35	#35	#35	#35	#35	#35	#35
Anthony Kalkandis (#35)	4	#35	#35	#27	#27	#27	#27	#27	#27	#27
Zachary Slater (#81)	5	#81	#37	#54	#54	#54	#54	#54	#54	#54
A. Sterling Cole (#47)	6	#47	#47	#47	#47	#47	#47	#47	#47	#47
James Jost (#17)	7	#17	#24	#24	#24	#24	#18	#18	#80	#80
Eric Thompson (#37)	8	#37	#5	#18	#18	#18	#80	#80	#18	
Kurt Smith (#18)	9	#18	#18	#5	#5	#5	#5	#5	#5	
Brian Licklider (#5)	10	#5	#80	#80	#80	#80	#81	#81	#81	
Peter (Tony) Lewis (#24)	11	#24	#81	#81	#81	#81				
Maurizio Cerasoli (#80)	12	#80	#17							



New England Region NERRC Kickoff Weekend Official Race Results



NERRC Kickoff Weekend

Grp 7 - GT1-2-3, EP, SPO, AS, T1-2, ITE

Palmer Motorsports Park 2.300 miles

Race 2 #16-RQ-4241-S

2016-05-07 11:30

Race (14:00 and 1 Laps) started at 11:56:59

	1	2:27.406	+13.006		
	2	2:23.315	+8.915		
(#37) Eric Thompson	3	2:24.424	+10.024		
1	2:09.494	+7.869		4	2:21.617
2	2:06.719	+5.094		5	2:17.869
3	2:04.326	+2.701		6	2:17.792
4	2:03.644	+2.019		7	2:14.400
5	2:01.885	+0.260		8	2:20.859
6	2:02.397	+0.772			
7	2:01.625			(#18) Kurt Smith	
8	2:02.226	+0.601		1	2:26.356
				2	2:22.324
(#59) Michael Goulde				3	2:24.675
1	2:07.307	+4.642		4	2:22.295
2	2:10.690	+8.025		5	2:19.345
3	2:10.810	+8.145		6	2:18.128
4	2:06.369	+3.704		7	2:19.199
5	2:04.292	+1.627			
6	2:04.338	+1.673		(#5) Brian Licklider	
7	2:04.377	+1.712		1	2:24.238
8	2:02.665			2	2:25.228
				3	2:24.285
(#35) Anthony Kalkandis				4	2:23.016
1	2:11.429	+9.144		5	2:20.345
2	2:09.126	+6.841		6	2:17.579
3	2:07.917	+5.632		7	2:17.353
4	2:06.317	+4.032			
5	2:04.840	+2.555		(#81) Zachary Slater	
6	2:03.677	+1.392		1	2:43.344
7	2:05.282	+2.997		2	3:24.998
8	2:02.285			3	2:12.776
				4	2:13.033
(#27) David Burke				5	2:13.068
1	2:10.955	+3.383		6	2:10.691
2	2:10.158	+2.586		7	2:08.904
3	2:10.339	+2.767			
4	2:09.225	+1.653		(#24) Peter (Tony) Lewis	
5	2:08.673	+1.101		1	2:17.295
6	2:07.572			2	2:14.323
7	2:07.921	+0.349		3	2:14.483
8	2:07.702	+0.130		p4	2:29.918
(#54) Jeff Campbell				(#17) James Jost	
1	2:11.088	+3.623		p1	3:30.238
2	2:11.077	+3.612			
3	2:09.931	+2.466			
4	2:08.733	+1.268			
5	2:08.846	+1.381			
6	2:07.465				
7	2:07.735	+0.270			
8	2:07.880	+0.415			
(#47) A. Sterling Cole					
1	2:17.040	+3.314			
2	2:13.764	+0.038			
3	2:16.718	+2.992			
4	2:17.303	+3.577			
5	2:17.025	+3.299			
6	2:14.617	+0.891			
7	2:13.726				
8	2:15.319	+1.593			
(#80) Maurizio Cerasoli					

Joshua Underwood, Chief of Timing & Scoring

Orbits

Kathy Barnes, Chief Steward / Earl Hurlbut, Chairman SOM

www.mylaps.com
Licensed to: NEDiv



**New England Region
NERRC Kickoff Weekend
Official Race Results**



NERRC Kickoff Weekend

Sorted on Best Lap time

Grp 7 - GT1-2-3, EP, SPO, AS, T1-2, ITE

Palmer Motorsports Park 2.300 miles

Race 2 #16-RQ-4241-S

2016-05-07 11:30

Race (14:00 and 1 Laps) started at 11:56:59

Pos	No.	Name	Class	Best Tm	Diff	Best Speed	In Lap	Make-Model	Sponsor
AS									
1	#5	Brian Licklider	AS	2:17.353		60.283	7	Ford Mustang/Red	Hartman driveshaft
EP									
1	#47	A. Sterling Cole	EP	2:13.726		61.918	7	Mazda RX3/Yellow	Wankel Works Rac
GT1									
1	#17	James Jost	GT1			-	0	Ford thunderbird/w	Jost Iron Works
GT2									
1	#80	Maurizio Cerasoli	GT2	2:14.400		61.607	7	Porsche 944 Turbo,	MCRacing
GT3									
1	#27	David Burke	GT3	2:07.572		64.905	6	Porsche 944/Blue	Marty's Buick GMC
ITE									
1	#35	Anthony Kalkandis	ITE	2:02.285		67.711	8	Porsche 944 Turbo,	Rennmeister
2	#59	Michael Goulde	ITE	2:02.665	0.380	67.501	8	BMW 328is/Black	
3	#54	Jeff Campbell	ITE	2:07.465	5.180	64.959	6	Porsche 964/Grey	
4	#81	Zachary Slater	ITE	2:08.904	6.619	64.234	7	Porsche 944 Turbo,	
5	#18	Kurt Smith	ITE	2:18.128	15.843	59.944	6	Porsche 914-6GT/C	Thanks Dad!
T1									
1	#37	Eric Thompson	T1	2:01.625		68.078	7	Mazda MIATA/BLAC	FLATOUT MOTORS
T2									
1	#24	Peter (Tony) Lewis	T2	2:14.323		61.642	2	Chevrolet Camaro/I	Taknology. M+A Au

Announcements

New Track Record (2:01.625) for T1 by Eric Thompson.
Time Prov 1216 Time Final 1246

Joshua Underwood, Chief of Timing & Scoring

Orbits

Kathy Barnes, Chief Steward / Earl Hurlbut, Chairman SOM

www.mylaps.com
Licensed to: NEDiv



**New England Region
NERRC Kickoff Weekend
Official Race Results**



NERRC Kickoff Weekend

Sorted on Laps

Grp 8 - ITB, ITR, ITS, T4, ITEZ

Palmer Motorsports Park 2.300 miles

Race 2 #16-RQ-4241-S

2016-05-07 11:55

Race (14:00 and 1 Laps) started at 12:28:48

Pos	No.	Name	Class	Laps	Diff	Total Tm	Best Tm	Make-Model	Sponsor
1	#73	Mark Ketenci	ITR	4		11:47.732	1:59.527	BMW 328 ci/bl	3D Autoworks
2	#77	J T Coupal	ITS	4	2.017	11:49.749	2:04.660	Mazda Miata/E	Flatout Motorsports MI
3	#17	Mark Gregory	ITS	4	4.354	11:52.086	2:04.966	Mazda Miata/F	Rosmar Racing
4	#7	Jared Lendrum	T4	4	4.749	11:52.481	2:07.653	Subaru BRZ/B	North Country Subaru
5	#56	Mike Frost	ITR	4	10.512	11:58.244	2:10.039	BMW 328i/Gre	Vermont Eco Floors
6	#2	Nat Wentworth	ITB	4	16.852	12:04.584	2:12.580	Volkswagen G	Eriksson Industries
7	#31	Jacob Hart	ITB	4	16.853	12:04.585	2:13.191	Volkswagen G	Precision Motorsports
8	#44	Joe Stadelmann	ITS	4	32.264	12:19.996	2:15.027	Porsche 944S/	
9	#47	John Tirrell	ITEZ	4	20.541	12:08.273	2:15.091	Fiat 500 Abart	
10	#15	Douglas Fisher	ITS	4	25.839	12:13.571	2:15.779	Mazda Miata/t	Father Daughter Racing
11	#46	Russ Jones	ITR	4	28.599	12:16.331	2:16.061	Porsche 944S2	
12	#72	Peter A Lombardo	ITEZ	4	36.273	12:24.005	2:17.746	Fiat Abarth/Re	Lombardo Motorcars
13	#176	Alex Hollenbeck	ITS	4	41.363	12:29.095	2:23.070	Datsun 280Z/f	
14	#95	Kenneth Payson	T4	4	44.320	12:32.052	2:24.782	Mazda Miata/r	Hoosier Red Line Oil f
15	#29	Domenic Crugnale	ITR	4	46.132	12:33.864	2:33.907	BMW 325is/wf	
16	#65	Paul Curran	ITB	1	3 Laps	12:38.832	12:37.309	Honda civic ht	

Announcements

Early checker in pit lane due to on-track incident

Time Prov 1241 Time Final 1354

#44 advanced from pos. 11 to pos. 8 - per GCR 6.1.1.B; #47, #15, #46 pass under yellow

Margin of Victory	Avg. Speed	Best Lap Tm	Best Speed	Best Lap by
2.017	46.797	1:59.527	69.273	#73 - Mark Ketenci

Joshua Underwood, Chief of Timing & Scoring

Orbits

Kathy Barnes, Chief Steward / Earl Hurlbut, Chairman SOM

www.mylaps.com

Licensed to: NEDiv



**New England Region
NERRC Kickoff Weekend
Official Race Results**



NERRC Kickoff Weekend

Sorted on Laps

Grp 8 - ITB, ITR, ITS, T4, ITEZ

Palmer Motorsports Park 2.300 miles

Race 2 #16-RQ-4241-S

2016-05-07 11:55

Race (14:00 and 1 Laps) started at 12:28:48

Pos	No.	Name	Class	Laps	Diff	Total Tm	Best Tm	Make-Model	Sponsor
ITB									
1	#2	Nat Wentworth	ITB	4		12:04.584	2:12.580	Volkswagen Gi	Eriksson Industries
2	#31	Jacob Hart	ITB	4	0.001	12:04.585	2:13.191	Volkswagen Gi	Precision Motorsports
3	#65	Paul Curran	ITB	1	3 Laps	12:38.832	12:37.309	Honda civic ht	
ITEZ									
1	#47	John Tirrell	ITEZ	4		12:08.273	2:15.091	Fiat 500 Abart	
2	#72	Peter A Lombardo	ITEZ	4	15.732	12:24.005	2:17.746	Fiat Abarth/Re	Lombardo Motorcars
ITR									
1	#73	Mark Ketenci	ITR	4		11:47.732	1:59.527	BMW 328 ci/bl	3D Autoworks
2	#56	Mike Frost	ITR	4	10.512	11:58.244	2:10.039	BMW 328i/Gre	Vermont Eco Floors
3	#46	Russ Jones	ITR	4	28.599	12:16.331	2:16.061	Porsche 944S2	
4	#29	Domenic Crugnale	ITR	4	46.132	12:33.864	2:33.907	BMW 325is/wf	
ITS									
1	#77	J T Coupal	ITS	4		11:49.749	2:04.660	Mazda Miata/E	Flatout Motorsports MI
2	#17	Mark Gregory	ITS	4	2.337	11:52.086	2:04.966	Mazda Miata/F	Rosmar Racing
3	#44	Joe Stadelmann	ITS	4	30.247	12:19.996	2:15.027	Porsche 944S/	
4	#15	Douglas Fisher	ITS	4	23.822	12:13.571	2:15.779	Mazda Miata/t	Father Daughter Racing
5	#176	Alex Hollenbeck	ITS	4	39.346	12:29.095	2:23.070	Datsun 280Z/f	
T4									
1	#7	Jared Lendrum	T4	4		11:52.481	2:07.653	Subaru BRZ/Bi	North Country Subaru
2	#95	Kenneth Payson	T4	4	39.571	12:32.052	2:24.782	Mazda Miata/r	Hoosier Red Line Oil I

Announcements

Early checker in pit lane due to on-track incident

Time Prov 1241 Time Final 1354

#44 advanced from pos. 11 to pos. 8 - per GCR 6.1.1.B; #47, #15, #46 pass under yellow

Margin of Victory	Avg. Speed	Best Lap Tm	Best Speed	Best Lap by
2.017	46.797	1:59.527	69.273	#73 - Mark Ketenci

Joshua Underwood, Chief of Timing & Scoring

Orbits

Kathy Barnes, Chief Steward / Earl Hurlbut, Chairman SOM

www.mylaps.com

Licensed to: NEDiv

NERRC Kickoff Weekend

Lapchart

Grp 8 - ITB, ITR, ITS, T4, ITEZ

Palmer Motorsports Park 2.300 miles

Race 2 #16-RQ-4241-S

2016-05-07 11:55

Race (14:00 and 1 Laps) started at 12:28:48



Competitors	Laps					
	0	1	2	3	4	
Mark Ketenci (#73)	1	#73	#73	#73	#73	#73
J T Coupal (#77)	2	#77	#77	#77	#77	#77
Mark Gregory (#17)	3	#17	#17	#17	#17	#17
Mike Frost (#56)	4	#56	#7	#7	#7	#7
Jared Lendrum (#7)	5	#7	#56	#56	#56	#56
Paul Curran (#65)	6	#65	#2	#2	#2	#2
Jacob Hart (#31)	7	#31	#31	#31	#31	#31
Nat Wentworth (#2)	8	#2	#44	#47	#47	#47
Joe Stadelmann (#44)	9	#44	#47	#15	#15	#15
Douglas Fisher (#15)	10	#15	#15	#46	#46	#46
John Tirrell (#47)	11	#47	#46	#44	#44	#44
Russ Jones (#46)	12	#46	#72	#72	#72	#72
Peter A Lombardo (#72)	13	#72	#176	#176	#176	#176
Alex Hollenbeck (#176)	14	#176	#95	#95	#95	#95
Domenic Crugnale (#29)	15	#29	#29	#29	#29	#29
Kenneth Payson (#95)	16	#95	#65			

Joshua Underwood, Chief of Timing & Scoring

Orbits

Kathy Barnes, Chief Steward / Earl Hurlbut, Chairman SOM

www.mylaps.com
Licensed to: NEDiv



New England Region NERRC Kickoff Weekend Official Race Results



NERRC Kickoff Weekend

Grp 8 - ITB, ITR, ITS, T4, ITEZ

Palmer Motorsports Park 2.300 miles

Race 2 #16-RQ-4241-S

2016-05-07 11:55

Race (14:00 and 1 Laps) started at 12:28:48

(#73) Mark Ketenci		1	2:16.061	
1	1:59.527	2	2:19.591	+3.530
2	2:09.790	3	3:06.566	+50.505
3	3:26.641	4	4:31.461	+2:15.400
4	4:11.774			
(#77) J T Coupal		(#72) Peter A Lombardo		
1	2:04.660	1	2:17.746	
2	2:06.349	2	2:21.207	+3.461
3	3:25.021	3	3:04.860	+47.114
4	4:13.124	4	4:36.991	+2:19.245
(#17) Mark Gregory		(#176) Alex Hollenbeck		
1	2:07.275	2	2:25.958	+2.888
2	2:04.966	3	2:55.463	+32.393
3	3:23.780	4	4:40.683	+2:17.613
4	4:15.297			
(#7) Jared Lendrum		(#95) Kenneth Payson		
1	2:07.653	1	2:24.782	
2	2:09.312	2	2:31.383	+6.601
3	3:20.188	3	2:49.066	+24.284
p4	4:14.170	4	4:42.504	+2:17.722
(#56) Mike Frost		(#29) Domenic Crugnale		
1	2:10.108	1	2:35.080	+1.173
2	2:10.039	2	2:33.907	
3	3:18.410	3	2:37.652	+3.745
4	4:18.530	4	4:43.239	+2:09.332
(#2) Nat Wentworth		(#65) Paul Curran		
1	2:12.580	1	1:2:37.309	
2	2:17.408			
3	3:08.822			
p4	4:23.949			
(#31) Jacob Hart				
1	2:13.191			
2	2:18.425			
3	3:08.402			
4	4:22.873			
(#44) Joe Stadelmann				
1	2:15.027			
2	2:24.710			
3	3:04.167			
4	4:34.073			
(#47) John Tirrell				
1	2:15.091			
2	2:17.023			
3	3:08.586			
4	4:25.321			
(#15) Douglas Fisher				
1	2:15.779			
2	2:18.136			
3	3:08.210			
4	4:29.194			
(#46) Russ Jones				

Joshua Underwood, Chief of Timing & Scoring

Orbits

Kathy Barnes, Chief Steward / Earl Hurlbut, Chairman SOM

www.mylaps.com
Licensed to: NEDiv



**New England Region
NERRC Kickoff Weekend
Official Race Results**



NERRC Kickoff Weekend

Sorted on Best Lap time

Grp 8 - ITB, ITR, ITS, T4, ITEZ

Palmer Motorsports Park 2.300 miles

Race 2 #16-RQ-4241-S

2016-05-07 11:55

Race (14:00 and 1 Laps) started at 12:28:48

Pos	No.	Name	Class	Best Tm	Diff	Best Speed	In Lap	Make-Model	Sponsor
ITB									
1	#2	Nat Wentworth	ITB	2:12.580		62.453	1	Volkswagen Golf/Bl	Eriksson Industries
2	#31	Jacob Hart	ITB	2:13.191	0.611	62.166	1	Volkswagen Golf/Ye	Precision Motorspo
3	#65	Paul Curran	ITB	12:37.309	0:24.729	10.933	1	Honda civic hb/whi	
ITEZ									
1	#47	John Tirrell	ITEZ	2:15.091		61.292	1	Fiat 500 Abarth/Wf	
2	#72	Peter A Lombardo	ITEZ	2:17.746	2.655	60.111	1	Fiat Abarth/Red	Lombardo Motorca
ITR									
1	#73	Mark Ketenci	ITR	1:59.527		69.273	1	BMW 328 ci/blue	3D Autoworks
2	#56	Mike Frost	ITR	2:10.039	10.512	63.673	2	BMW 328i/Green	Vermont Eco Floor
3	#46	Russ Jones	ITR	2:16.061	16.534	60.855	1	Porsche 944S2/red	
4	#29	Domenic Crugnale	ITR	2:33.907	34.380	53.799	2	BMW 325is/white	
ITS									
1	#77	J T Coupal	ITS	2:04.660		66.421	1	Mazda Miata/Blu/Bl	Flatout Motorsport
2	#17	Mark Gregory	ITS	2:04.966	0.306	66.258	2	Mazda Miata/Red/v	Rosmar Racing
3	#44	Joe Stadelmann	ITS	2:15.027	10.367	61.321	1	Porsche 944S/Oran	
4	#15	Douglas Fisher	ITS	2:15.779	11.119	60.981	1	Mazda Miata/blue/y	Father Daughter Ra
5	#176	Alex Hollenbeck	ITS	2:23.070	18.410	57.874	1	Datsun 280Z/Red	
T4									
1	#7	Jared Lendrum	T4	2:07.653		64.863	1	Subaru BRZ/Black	North Country Sub
2	#95	Kenneth Payson	T4	2:24.782	17.129	57.189	1	Mazda Miata/red	Hoosier Red Line C

Announcements

Early checker in pit lane due to on-track incident

Time Prov 1241 Time Final 1354

#44 advanced from pos. 11 to pos. 8 - per GCR 6.1.1.B; #47, #15, #46 pass under yellow

Joshua Underwood, Chief of Timing & Scoring

Orbits

Kathy Barnes, Chief Steward / Earl Hurlbut, Chairman SOM

www.mylaps.com
Licensed to: NEDiv



New England Region
NERRC Kickoff Weekend
Official Contingency Results



NERRC Kickoff Weekend

Sorted on Laps

Grp 1 - FV, F5, FST, F6, FE

Palmer Motorsports Park 2.300 miles

Race 3 #16-RQ-4241-S

2016-05-07 13:25

Race (16:00 and 1 Laps) started at 13:38:17

Pos	No.	Name	Class	Laps	Diff	Total Tm	Best Tm	Make-Model	Sponsor
1	#88	Mark Spyvee	FE	9		19:24.607	2:02.101	Van Diemen F	RexChem Research / M
2	#07	Robert Booth	FV	9	4.004	19:28.611	2:07.683	Volkswagen BI	
3	#88	Jon Gorski	FV	9	8.596	19:33.203	2:08.054	Lynx C/Black/f	Gorski Racing
4	#61	Walter Popiak	FV	9	24.357	19:48.964	2:06.466	CITATION 95V	LANGLAIS GROUP
5	#32	Brian Kenney	FV	9	26.809	19:51.416	2:08.291	Formula Vee0!	
6	#15	John Ferreira	FV	9	26.806	19:51.413	2:08.523	SpeedSport/bl	
7	#56	Hugh Maloney	FV	9	1:11.669	20:36.276	2:15.628	Womer EV-3/F	Sarah Kelly Layla & C

Announcements

#32 finished in pos. 5 per starter visual

Time Prov 1400 Time Final 1430

#88 FE added to group; group 3 cancelled due to low turnout

Margin of Victory	Avg. Speed	Best Lap Tm	Best Speed	Best Lap by
4.004	63.987	2:02.101	67.813	#88 - Mark Spyvee

Joshua Underwood, Chief of Timing & Scoring

Orbits

Kathy Barnes, Chief Steward / Earl Hurlbut, Chairman SOM

www.mylaps.com

Licensed to: NEDiv



New England Region
 NERRC Kickoff Weekend
 Official Contingency Results



NERRC Kickoff Weekend

Sorted on Laps

Grp 1 - FV, F5, FST, F6, FE

Palmer Motorsports Park 2.300 miles

Race 3 #16-RQ-4241-S

2016-05-07 13:25

Race (16:00 and 1 Laps) started at 13:38:17

Pos	No.	Name	Class	Laps	Diff	Total Tm	Best Tm	Make-Model	Sponsor
FE									
1	#88	Mark Spyvee	FE	9		19:24.607	2:02.101	Van Diemen F	RexChem Research / M
FV									
1	#07	Robert Booth	FV	9		19:28.611	2:07.683	Volkswagen BI	
2	#88	Jon Gorski	FV	9	4.592	19:33.203	2:08.054	Lynx C/Black/E	Gorski Racing
3	#61	Walter Popiak	FV	9	20.353	19:48.964	2:06.466	CITATION 95V	LANGLAIS GROUP
4	#32	Brian Kenney	FV	9	22.805	19:51.416	2:08.291	Formula Vee0!	
5	#15	John Ferreira	FV	9	22.802	19:51.413	2:08.523	SpeedSport/bl	
6	#56	Hugh Maloney	FV	9	1:07.665	20:36.276	2:15.628	Womer EV-3/F	Sarah Kelly Layla & C

Announcements

#32 finished in pos. 5 per starter visual

Time Prov 1400 Time Final 1430

#88 FE added to group; group 3 cancelled due to low turnout

Margin of Victory	Avg. Speed	Best Lap Tm	Best Speed	Best Lap by
4.004	63.987	2:02.101	67.813	#88 - Mark Spyvee

Joshua Underwood, Chief of Timing & Scoring

Orbits

Kathy Barnes, Chief Steward / Earl Hurlbut, Chairman SOM

www.mylaps.com

Licensed to: NEDiv

NERRC Kickoff Weekend

Lapchart


Grp 1 - FV, F5, FST, F6, FE

Palmer Motorsports Park 2.300 miles

Race 3 #16-RQ-4241-S

2016-05-07 13:25

Race (16:00 and 1 Laps) started at 13:38:17



Competitors

Laps

	0	1	2	3	4	5	6	7	8	9
Walter Popiak (#61)	1	#61	#88	#61	#61	#61	#07	#07	#07	#88
Jon Gorski (#88)	2	#88	#61	#88	#88	#88	#88	#88	#88	#07
John Ferreira (#15)	3	#15	#07	#07	#07	#61	#61	#88	#88	#88
Robert Booth (#07)	4	#07	#32	#32	#32	#32	#88	#61	#61	#61
Brian Kenney (#32)	5	#32	#56	#15	#15	#88	#32	#32	#32	#15
Hugh Maloney (#56)	6	#56	#15	#56	#88	#88	#15	#15	#15	#32
Mark Spyvee (#88)	7	#88	#88	#88	#56	#56	#56	#56	#56	#56



New England Region NERRC Kickoff Weekend Official Contingency Results



NERRC Kickoff Weekend

Grp 1 - FV, F5, FST, F6, FE

Palmer Motorsports Park 2.300 miles

Race 3 #16-RQ-4241-S

2016-05-07 13:25

Race (16:00 and 1 Laps) started at 13:38:17

<u>(#88) Mark Spyvee</u>			6	2:10.554	+2.031
1	2:33.626	+31.525	7	2:11.601	+3.078
2	2:10.674	+8.573	8	2:09.005	+0.482
3	2:07.835	+5.734	9	2:08.523	
4	2:07.422	+5.321	<u>(#56) Hugh Maloney</u>		
5	2:10.000	+7.899	1	2:20.497	+4.869
6	2:06.197	+4.096	2	2:18.456	+2.828
7	2:02.101		3	2:18.401	+2.773
8	2:02.718	+0.617	4	2:16.611	+0.983
9	2:02.441	+0.340	5	2:16.791	+1.163
<u>(#07) Robert Booth</u>			6	2:15.964	+0.336
1	2:15.210	+7.527	7	2:15.628	
2	2:10.468	+2.785	8	2:15.774	+0.146
3	2:09.333	+1.650	9	2:17.485	+1.857
4	2:07.683		<u>(#88) Jon Gorski</u>		
5	2:09.163	+1.480	1	2:12.574	+4.520
6	2:09.167	+1.484	2	2:12.017	+3.963
7	2:08.497	+0.814	3	2:09.629	+1.575
8	2:07.945	+0.262	4	2:08.054	
9	2:10.816	+3.133	5	2:09.957	+1.903
<u>(#61) Walter Popiak</u>			6	2:11.141	+3.087
1	2:12.632	+6.166	7	2:08.784	+0.730
2	2:11.182	+4.716	8	2:09.908	+1.854
3	2:09.522	+3.056	9	2:11.120	+3.066
4	2:06.875	+0.409	<u>(#32) Brian Kenney</u>		
5	2:28.980	+22.514	1	2:16.156	+7.865
6	2:07.614	+1.148	2	2:10.643	+2.352
7	2:07.357	+0.891	3	2:08.291	
8	2:06.466		4	2:22.263	+13.972
9	2:18.336	+11.870	5	2:12.160	+3.869
<u>(#15) John Ferreira</u>			6	2:09.646	+1.355
1	2:27.192	+18.669	7	2:11.006	+2.715
2	2:10.837	+2.314	8	2:10.948	+2.657
3	2:09.757	+1.234	9	2:09.695	+1.404
4	2:11.961	+3.438			
5	2:11.655	+3.132			

Joshua Underwood, Chief of Timing & Scoring

Orbits

Kathy Barnes, Chief Steward / Earl Hurlbut, Chairman SOM

www.mylaps.com
Licensed to: NEDiv



New England Region
 NERRC Kickoff Weekend
 Official Contingency Results



NERRC Kickoff Weekend

Sorted on Best Lap time

Grp 1 - FV, F5, FST, F6, FE

Palmer Motorsports Park 2.300 miles

Race 3 #16-RQ-4241-S

2016-05-07 13:25

Race (16:00 and 1 Laps) started at 13:38:17

Pos	No.	Name	Class	Best Tm	Diff	Best Speed	In Lap	Make-Model	Sponsor
FE									
1	#88	Mark Spyvee	FE	2:02.101		67.813	7	Van Diemen Formu	RexChem Research
FV									
1	#61	Walter Popiak	FV	2:06.466		65.472	8	CITATION 95V/REI	LANGLAIS GROUP
2	#07	Robert Booth	FV	2:07.683	1.217	64.848	4	Volkswagen BRD Fr	
3	#88	Jon Gorski	FV	2:08.054	1.588	64.660	4	Lynx C/Black/Blue	Gorski Racing
4	#32	Brian Kenney	FV	2:08.291	1.825	64.541	3	Formula Vee05 Ped	
5	#15	John Ferreira	FV	2:08.523	2.057	64.424	9	SpeedSport/black/}	
6	#56	Hugh Maloney	FV	2:15.628	9.162	61.049	7	Womer EV-3/Purplk	Sarah Kelly Layla

Announcements

#32 finished in pos. 5 per starter visual

Time Prov 1400 Time Final 1430

#88 FE added to group; group 3 cancelled due to low turnout

Joshua Underwood, Chief of Timing & Scoring

Orbits

Kathy Barnes, Chief Steward / Earl Hurlbut, Chairman SOM

www.mylaps.com
 Licensed to: NEDiv



**New England Region
NERRC Kickoff Weekend
Official Contingency Results**



NERRC Kickoff Weekend

Sorted on Laps

Grp 2 - ITA, IT7, ITC, FP, HP, GTL, STL

Palmer Motorsports Park 2.300 miles

Race 3 #16-RQ-4241-S

2016-05-07 13:50

Race (16:00 and 1 Laps) started at 14:10:59

Pos	No.	Name	Class	Laps	Diff	Total Tm	Best Tm	Make-Model	Sponsor
1	#17	Mark Gregory	STL	10		19:36.603	1:55.349	Mazda MiataR	Rosmar Racing
2	#96	Matt Rowe	ITA	10	18.850	19:55.453	1:58.228	Plymouth Neo	M Squared Racing
3	#16	Rob Sturgis	STL	10	22.688	19:59.291	1:56.790	Mazda Miata/C	G&M Services/Lowrider
4	#28	Jeff Miller	STL	10	22.809	19:59.412	1:56.779	Mazda Miata/v	SAC Racing
5	#86	Mark Wheatley	ITA	10	35.126	20:11.729	1:57.917	Mazda Miata/S	
6	#34	Thomas Paolino	STL	10	36.081	20:12.684	1:58.008	Mazda Miata/t	
7	#37	Eric Thompson	STL	10	45.951	20:22.554	1:51.781	Mazda MIATA/	FLATOUT MOTORSPOR
8	#144	Dave Kuchrawy	STL	10	58.916	20:35.519	2:01.065	Mazda Miata/E	
9	#43	Kyle Colbey	ITA	10	1:05.928	20:42.531	2:02.155	Honda CRX Si	Like Father Like Son R
10	#98	David Colbey	ITA	10	1:08.104	20:44.707	2:01.918	Honda CRX Si	Like Father Like Son R
11	#7	Abhi Ghatak	STL	10	1:13.910	20:50.513	2:02.435	Mazda Miata/v	Kessler Engineering
12	#54	Frank Nicholas Domster	STL	10	1:14.583	20:51.186	1:57.939	Honda Civic/Bl	
13	#88	Bill Spargo	ITA	10	1:16.398	20:53.001	2:01.887	Ford Escort/Gr	Spargo Machine Produ
14	#90	Kent Vaccaro	STL	10	1:16.686	20:53.289	2:01.920	Mazda Miata/E	Flatout Motorsports
15	#00	Anthony Vaccaro	STL	10	1:17.236	20:53.839	2:00.998	Mazda Miata/E	Flatout Motorsports
16	#39	Fred White	HP	10	1:17.712	20:54.315	2:00.640	Honda CRX/re	Hoosier
17	#81	JB Swan	IT7	10	1:28.046	21:04.649	2:03.889	Mazda RX-7/bl	R&S Redco
18	#15	Richard Patullo	IT7	9	1 Lap	20:16.409	2:06.781	Mazda RX7/Ic	

Not classified

DNS	#84	John Branscombe	ITA		DNS			Acura integra/	Pipe Dreams Metal fab
-----	-----	-----------------	-----	--	-----	--	--	----------------	-----------------------

Announcements

Time Prov 1432 Time Final 1502

Margin of Victory	Avg. Speed	Best Lap Tm	Best Speed	Best Lap by
18.850	70.372	1:51.781	74.073	#37 - Eric Thompson

Joshua Underwood, Chief of Timing & Scoring

Orbits

Kathy Barnes, Chief Steward / Earl Hurlbut, Chairman SOM

www.mylaps.com

Licensed to: NEDiv



**New England Region
NERRC Kickoff Weekend
Official Contingency Results**



NERRC Kickoff Weekend

Sorted on Laps

Grp 2 - ITA, IT7, ITC, FP, HP, GTL, STL

Palmer Motorsports Park 2.300 miles

Race 3 #16-RQ-4241-S

2016-05-07 13:50

Race (16:00 and 1 Laps) started at 14:10:59

Pos	No.	Name	Class	Laps	Diff	Total Tm	Best Tm	Make-Model	Sponsor
HP									
1	#39	Fred White	HP	10		20:54.315	2:00.640	Honda CRX/re	Hoosier
IT7									
1	#81	JB Swan	IT7	10		21:04.649	2:03.889	Mazda RX-7/bl	R&S Redco
2	#15	Richard Patullo	IT7	9	1 Lap	20:16.409	2:06.781	Mazda RX7/Ic	
ITA									
1	#96	Matt Rowe	ITA	10		19:55.453	1:58.228	Plymouth Neo	M Squared Racing
2	#86	Mark Wheatley	ITA	10	16.276	20:11.729	1:57.917	Mazda Miata/S	
3	#43	Kyle Colbey	ITA	10	47.078	20:42.531	2:02.155	Honda CRX Si	Like Father Like Son R
4	#98	David Colbey	ITA	10	49.254	20:44.707	2:01.918	Honda CRX Si	Like Father Like Son R
5	#88	Bill Spargo	ITA	10	57.548	20:53.001	2:01.887	Ford Escort/Gr	Spargo Machine Produ
Not classified									
DNS	#84	John Branscombe	ITA		DNS			Acura integra/	Pipe Dreams Metal fab
STL									
1	#17	Mark Gregory	STL	10		19:36.603	1:55.349	Mazda MiataR	Rosmar Racing
2	#16	Rob Sturgis	STL	10	22.688	19:59.291	1:56.790	Mazda Miata/C	G&M Services/Lowrider
3	#28	Jeff Miller	STL	10	22.809	19:59.412	1:56.779	Mazda Miata/v	SAC Racing
4	#34	Thomas Paolino	STL	10	36.081	20:12.684	1:58.008	Mazda Miata/l	
5	#37	Eric Thompson	STL	10	45.951	20:22.554	1:51.781	Mazda MIATA/	FLATOUT MOTORSPOR
6	#144	Dave Kuchrawy	STL	10	58.916	20:35.519	2:01.065	Mazda Miata/E	
7	#7	Abhi Ghatak	STL	10	1:13.910	20:50.513	2:02.435	Mazda Miata/v	Kessler Engineering
8	#54	Frank Nicholas Domster	STL	10	1:14.583	20:51.186	1:57.939	Honda Civic/Bl	
9	#90	Kent Vaccaro	STL	10	1:16.686	20:53.289	2:01.920	Mazda Miata/E	Flatout Motorsports
10	#00	Anthony Vaccaro	STL	10	1:17.236	20:53.839	2:00.998	Mazda Miata/E	Flatout Motorsports

Announcements

Time Prov 1432 Time Final 1502

Margin of Victory	Avg. Speed	Best Lap Tm	Best Speed	Best Lap by
18.850	70.372	1:51.781	74.073	#37 - Eric Thompson

Joshua Underwood, Chief of Timing & Scoring

Orbits

Kathy Barnes, Chief Steward / Earl Hurlbut, Chairman SOM

www.mylaps.com
Licensed to: NEDiv

NERRC Kickoff Weekend

Lapchart


Grp 2 - ITA, IT7, ITC, FP, HP, GTL, STL

Palmer Motorsports Park 2.300 miles

Race 3 #16-RQ-4241-S

2016-05-07 13:50

Race (16:00 and 1 Laps) started at 14:10:59



Competitors	Laps											
	0	1	2	3	4	5	6	7	8	9	10	
Eric Thompson (#37)	1	#37	#96	#96	#96	#37	#37	#37	#37	#37	#17	#17
Matt Rowe (#96)	2	#96	#37	#37	#37	#96	#17	#17	#17	#17	#37	#96
Mark Gregory (#17)	3	#17	#17	#17	#17	#17	#96	#96	#96	#96	#96	#16
Rob Sturgis (#16)	4	#16	#16	#16	#16	#16	#16	#16	#16	#16	#16	#28
Jeff Miller (#28)	5	#28	#28	#28	#28	#28	#28	#28	#28	#28	#28	#86
Frank Nicholas Domster (#54)	6	#54	#7	#7	#7	#86	#86	#86	#86	#34	#34	#34
Thomas Paolino (#34)	7	#34	#98	#86	#86	#34	#34	#34	#34	#86	#86	#37
David Colbey (#98)	8	#98	#86	#34	#34	#7	#7	#144	#144	#144	#144	#144
Abhi Ghatak (#7)	9	#7	#34	#144	#144	#144	#144	#7	#7	#7	#43	#43
Mark Wheatley (#86)	10	#86	#144	#98	#43	#43	#43	#43	#43	#43	#98	#98
Kyle Colbey (#43)	11	#43	#43	#43	#98	#98	#98	#98	#98	#98	#7	#7
Bill Spargo (#88)	12	#88	#81	#81	#81	#88	#88	#88	#88	#88	#88	#54
JB Swan (#81)	13	#81	#88	#88	#88	#81	#81	#90	#90	#90	#90	#88
Anthony Vaccaro (#00)	14	#00	#90	#90	#90	#90	#90	#81	#00	#00	#00	#90
Dave Kuchrawy (#144)	15	#144	#15	#15	#00	#00	#00	#00	#81	#39	#54	#00
Richard Patullo (#15)	16	#15	#00	#00	#39	#39	#39	#39	#39	#81	#39	#39
Kent Vaccaro (#90)	17	#90	#39	#39	#54	#54	#54	#54	#54	#54	#81	#81
Fred White (#39)	18	#39	#54	#54	#15	#15	#15	#15	#15	#15	#15	#15
-	19											



New England Region NERRC Kickoff Weekend Official Contingency Results



NERRC Kickoff Weekend

Grp 2 - ITA, IT7, ITC, FP, HP, GTL, STL

Palmer Motorsports Park 2.300 miles

Race 3 #16-RQ-4241-S

2016-05-07 13:50

Race (16:00 and 1 Laps) started at 14:10:59

(#17) Mark Gregory			1	2:11.200	+13.192	3	2:02.645	+0.210	5	2:03.112	+2.472
1	2:05.785	+10.436	2	2:04.395	+6.387	4	2:06.638	+4.203	6	2:01.632	+0.992
2	2:00.087	+4.738	3	2:01.267	+3.259	5	2:04.389	+1.954	7	2:01.744	+1.104
3	1:57.356	+2.007	4	2:02.192	+4.184	6	2:04.757	+2.322	8	2:03.339	+2.699
4	1:56.287	+0.938	5	1:59.336	+1.328	7	2:03.478	+1.043	9	2:00.952	+0.312
5	1:57.326	+1.977	6	1:58.154	+0.146	8	2:03.911	+1.476	10	2:00.640	
6	1:55.349		7	1:59.366	+1.358	9	2:06.965	+4.530			
7	1:55.767	+0.418	8	1:58.554	+0.546	10	2:05.960	+3.525	(#81) JB Swan		
8	1:55.979	+0.630	9	1:58.008		(#54) Frank Nicholas Domster			1	2:13.288	+9.399
9	1:56.525	+1.176	10	1:59.257	+1.249	1	2:21.509	+23.570	2	2:06.196	+2.307
10	1:55.896	+0.547	(#37) Eric Thompson			2	2:06.379	+8.440	3	2:05.414	+1.525
(#96) Matt Rowe			1	2:05.197	+13.416	3	2:13.891	+15.952	4	2:04.966	+1.077
1	2:02.009	+3.781	2	1:59.703	+7.922	4	2:05.991	+8.052	5	2:04.993	+1.104
2	2:00.029	+1.801	3	1:56.510	+4.729	5	2:03.790	+5.851	6	2:06.138	+2.249
3	1:58.851	+0.623	4	1:54.645	+2.864	6	2:01.073	+3.134	7	2:05.955	+2.066
4	1:58.657	+0.429	5	1:55.469	+3.688	7	2:00.369	+2.430	8	2:03.889	
5	2:00.245	+2.017	6	1:54.277	+2.496	8	2:00.195	+2.256	9	2:04.896	+1.007
6	1:59.374	+1.146	7	1:54.082	+2.301	9	1:57.939		10	2:07.016	+3.127
7	1:59.843	+1.615	8	1:51.781		10	1:59.357	+1.418	(#15) Richard Patullo		
8	1:59.484	+1.256	9	2:18.973	+27.192	(#88) Bill Spargo			1	2:15.500	+8.719
9	1:58.644	+0.416	10	2:31.917	+40.136	1	2:14.893	+13.006	2	2:08.957	+2.176
10	1:58.228		(#144) Dave Kuchrawy			2	2:06.786	+4.899	p3	2:30.987	+24.206
(#16) Rob Sturgis			1	2:10.580	+9.515	3	2:04.526	+2.639	4	2:37.736	+30.955
1	2:07.697	+10.907	2	2:04.883	+3.818	4	2:03.813	+1.926	5	2:08.915	+2.134
2	2:02.814	+6.024	3	2:01.552	+0.487	5	2:01.898	+0.011	6	2:07.698	+0.917
3	2:01.137	+4.347	4	2:02.382	+1.317	6	2:02.254	+0.367	7	2:06.781	
4	2:00.226	+3.436	5	2:04.166	+3.101	7	2:09.626	+7.739	8	2:08.007	+1.226
5	1:59.641	+2.851	6	2:03.063	+1.998	8	2:02.958	+1.071	9	2:09.310	+2.529
6	1:58.135	+1.345	7	2:03.317	+2.252	9	2:01.887		(#90) Kent Vaccaro		
7	1:58.248	+1.458	8	2:01.088	+0.023	1	2:14.221	+12.301	1	2:14.221	+12.301
8	1:56.790		9	2:01.065		2	2:07.241	+5.321	2	2:07.241	+5.321
9	1:57.010	+0.220	10	2:01.153	+0.088	3	2:04.179	+2.259	3	2:04.179	+2.259
10	1:57.202	+0.412	(#43) Kyle Colbey			4	2:04.053	+2.133	4	2:04.053	+2.133
(#28) Jeff Miller			1	2:12.821	+10.666	5	2:04.308	+2.388	5	2:04.308	+2.388
1	2:08.327	+11.548	2	2:05.224	+3.069	6	2:04.292	+2.372	6	2:04.292	+2.372
2	2:02.116	+5.337	3	2:04.481	+2.326	7	2:04.960	+3.040	7	2:04.960	+3.040
3	2:01.145	+4.366	4	2:03.445	+1.290	8	2:02.940	+1.020	8	2:02.940	+1.020
4	2:00.767	+3.988	5	2:03.049	+0.894	9	2:01.920		9	2:02.192	+0.272
5	1:59.591	+2.812	6	2:02.785	+0.630	10	2:02.192	+0.272	(#00) Anthony Vaccaro		
6	1:58.159	+1.380	7	2:02.252	+0.097	1	2:16.078	+15.080	1	2:16.078	+15.080
7	1:57.729	+0.950	8	2:02.443	+0.288	2	2:08.971	+7.973	2	2:08.971	+7.973
8	1:57.056	+0.277	9	2:02.326	+0.171	3	2:07.652	+6.654	3	2:07.652	+6.654
9	1:57.085	+0.306	10	2:02.155		4	2:03.976	+2.978	4	2:03.976	+2.978
10	1:56.779		(#98) David Colbey			5	2:03.693	+2.695	5	2:03.693	+2.695
(#86) Mark Wheatley			1	2:10.284	+8.366	6	2:02.561	+1.563	6	2:02.561	+1.563
1	2:10.258	+12.341	2	2:07.707	+5.789	7	2:03.676	+2.678	7	2:03.676	+2.678
2	2:03.014	+5.097	3	2:06.528	+4.610	8	2:00.998		8	2:00.998	
3	2:01.049	+3.132	4	2:03.139	+1.221	9	2:01.665	+0.667	9	2:01.665	+0.667
4	2:02.939	+5.022	5	2:03.287	+1.369	10	2:02.369	+1.371	10	2:02.369	+1.371
5	1:59.334	+1.417	6	2:02.797	+0.879	(#39) Fred White			1	2:16.031	+15.391
6	1:58.847	+0.930	7	2:02.096	+0.178	1	2:16.031	+15.391	2	2:08.409	+7.769
7	1:58.994	+1.077	8	2:01.918		2	2:09.383	+8.743	3	2:09.383	+8.743
8	1:58.872	+1.955	9	2:03.831	+1.913	3	2:05.240	+4.600	4	2:05.240	+4.600
9	1:58.036	+0.119	10	2:01.943	+0.025	(#7) Abhi Ghatak			1	2:08.090	+5.655
10	1:57.917		(#7) Abhi Ghatak			1	2:08.090	+5.655	2	2:02.435	
(#34) Thomas Paolino			1	2:08.090	+5.655	2	2:02.435				
			2	2:02.435							

Joshua Underwood, Chief of Timing & Scoring

Kathy Barnes, Chief Steward / Earl Hurlbut, Chairman SOM

Orbits

www.mylaps.com
Licensed to: NEDiv



**New England Region
NERRC Kickoff Weekend
Official Contingency Results**



NERRC Kickoff Weekend

Sorted on Best Lap time

Grp 2 - ITA, IT7, ITC, FP, HP, GTL, STL

Palmer Motorsports Park 2.300 miles

Race 3 #16-RQ-4241-S

2016-05-07 13:50

Race (16:00 and 1 Laps) started at 14:10:59

Pos	No.	Name	Class	Best Tm	Diff	Best Speed	In Lap	Make-Model	Sponsor
HP									
1	#39	Fred White	HP	2:00.640		68.634	10	Honda CRX/red/wh	Hoosier
IT7									
1	#81	JB Swan	IT7	2:03.889		66.834	8	Mazda RX-7/blue	R&S Redco
2	#15	Richard Patullo	IT7	2:06.781	2.892	65.309	7	Mazda RX7/Ice blu	
ITA									
1	#86	Mark Wheatley	ITA	1:57.917		70.219	10	Mazda Miata/Silver	
2	#96	Matt Rowe	ITA	1:58.228	0.311	70.034	10	Plymouth Neon/wh	M Squared Racing
3	#88	Bill Spargo	ITA	2:01.887	3.970	67.932	9	Ford Escort/Green	Spargo Machine Pr
4	#98	David Colbey	ITA	2:01.918	4.001	67.914	8	Honda CRX Si/Red	Like Father Like So
5	#43	Kyle Colbey	ITA	2:02.155	4.238	67.783	10	Honda CRX Si/Yellc	Like Father Like So
Not classified									
DNS	#84	John Branscombe	ITA				0	Acura integra/red/t	Pipe Dreams Metal
STL									
1	#37	Eric Thompson	STL	1:51.781		74.073	8	Mazda MIATA/BLAC	FLATOUT MOTORS
2	#17	Mark Gregory	STL	1:55.349	3.568	71.782	6	Mazda MiataRed\w	Rosmar Racing
3	#28	Jeff Miller	STL	1:56.779	4.998	70.903	10	Mazda Miata/White	SAC Racing
4	#16	Rob Sturgis	STL	1:56.790	5.009	70.896	8	Mazda Miata/Grey/	G&M Services/Low
5	#54	Frank Nicholas Domster	STL	1:57.939	6.158	70.206	9	Honda Civic/Blue	
6	#34	Thomas Paolino	STL	1:58.008	6.227	70.165	9	Mazda Miata/black	
7	#00	Anthony Vaccaro	STL	2:00.998	9.217	68.431	8	Mazda Miata/Blue/t	Flatout Motorsport
8	#144	Dave Kuchrawy	STL	2:01.065	9.284	68.393	9	Mazda Miata/Black	
9	#90	Kent Vaccaro	STL	2:01.920	10.139	67.913	9	Mazda Miata/Blue/t	Flatout Motorsport
10	#7	Abhi Ghatak	STL	2:02.435	10.654	67.628	2	Mazda Miata/white	Kessler Engineering

Announcements

Time Prov 1432 Time Final 1502

Joshua Underwood, Chief of Timing & Scoring

Orbits

Kathy Barnes, Chief Steward / Earl Hurlbut, Chairman SOM

www.mylaps.com
Licensed to: NEDiv



**New England Region
NERRC Kickoff Weekend
Official Contingency Results**



NERRC Kickoff Weekend

Sorted on Laps

Grp 4 - SSM, SM2, STU

Palmer Motorsports Park 2.300 miles

Race 3 #16-RQ-4241-S

2016-05-07 14:15

Race (16:00 and 1 Laps) started at 14:45:25

Pos	No.	Name	Class	Laps	Diff	Total Tm	Best Tm	Make-Model	Sponsor
1	#37	Eric Thompson	STU	10		18:12.240	1:47.331	Mazda MIATA/	FLATOUT MOTORSPOR
2	#9	Jesse Schmidt	SM2	10	30.150	18:42.390	1:50.404	Mazda Miata/F	Rossini Racing Product
3	#30	Tom Bogar	SM2	10	53.718	19:05.958	1:52.424	Mazda Miata/E	AUTEX MAZDA KEENE
4	#78	Jimmy Locke	SM2	10	59.115	19:11.355	1:50.958	Mazda Miata/r	NorthEast Earth Mecha
5	#7	Cy Peake	STU	10	1:01.181	19:13.421	1:53.713	Mazda Miata/c	LTD Racing
6	#13	Robert Reed	STU	10	1:01.278	19:13.518	1:53.447	Mazda Miata/C	LTD Racing
7	#73	Xiang Li	SM2	10	1:02.014	19:14.254	1:51.054	Ford Fiesta/Or	
8	#133	Ben Phillips	STU	10	1:07.770	19:20.010	1:53.066	Porsche 968 I	BigSpeed Racing
9	#52	Donald W Duman	SM2	10	1:12.972	19:25.212	1:51.655	Mazda Miata/F	Southern Auto Auction
10	#19	Shelby Churchill	SM2	10	1:22.506	19:34.746	1:53.732	Mazda Miata/E	
11	#38	Hunter Bogar	SM2	10	1:26.345	19:38.585	1:54.203	Mazda Miata/r	Autex Mazda
12	#09	Roger Cote	SM2	10	1:32.097	19:44.337	1:54.645	Mazda Miata/v	
13	#14	Keith Knickerbocker	SM2	10	1:32.654	19:44.894	1:53.117	Mazda Miata/t	Knickerbocker by Desig
14	#86	Mark Wheatley	SM2	10	1:35.038	19:47.278	1:54.333	Mazda Miata/c	
15	#59	Greg Goss	STU	10	1:42.363	19:54.603	1:57.184	Honda S2000/	RF Hellwig / Quantum
16	#06	Jeff Longo	SM2	10	1:43.437	19:55.677	1:56.912	Mazda Miata/r	LTD Racing / Marbledal
17	#121	Gregory Pecora	STU	9	1 Lap	18:25.297	1:57.846	Mazda Mx 5 c	Pecora Motorsports No
18	#15	JC Ogle	SM2	9	1 Lap	18:30.034	1:59.075	Mazda Miata/E	Atlas Private Wealth M
19	#62	William Dergosits	SM2	9	1 Lap	18:30.116	1:59.254	Mazda Miata/F	North Country Subaru
20	#33	Rebecca Harvey	SM2	9	1 Lap	18:32.898	2:01.864	Mazda Miata/E	Road Rebels
21	#67	Walter Ryan	SM2	9	1 Lap	19:14.635	2:05.181	Mazda miata/c	

Announcements

New Track Record (1:47.331) for STU by Eric Thompson.
Time Prov 1505 Time Final 1535

Margin of Victory	Avg. Speed	Best Lap Tm	Best Speed	Best Lap by
30.150	75.808	1:47.331	77.145	#37 - Eric Thompson

Joshua Underwood, Chief of Timing & Scoring

Orbits

Kathy Barnes, Chief Steward / Earl Hurlbut, Chairman SOM

www.mylaps.com
Licensed to: NEDiv



**New England Region
NERRC Kickoff Weekend
Official Contingency Results**



NERRC Kickoff Weekend

Sorted on Laps

Grp 4 - SSM, SM2, STU

Palmer Motorsports Park 2.300 miles

Race 3 #16-RQ-4241-S

2016-05-07 14:15

Race (16:00 and 1 Laps) started at 14:45:25

Pos	No.	Name	Class	Laps	Diff	Total Tm	Best Tm	Make-Model	Sponsor
SM2									
1	#9	Jesse Schmidt	SM2	10		18:42.390	1:50.404	Mazda Miata/F	Rossini Racing Product
2	#30	Tom Bogar	SM2	10	23.568	19:05.958	1:52.424	Mazda Miata/E	AUTEX MAZDA KEENE
3	#78	Jimmy Locke	SM2	10	28.965	19:11.355	1:50.958	Mazda Miata/r	NorthEast Earth Mecha
4	#73	Xiang Li	SM2	10	31.864	19:14.254	1:51.054	Ford Fiesta/Or	
5	#52	Donald W Duman	SM2	10	42.822	19:25.212	1:51.655	Mazda Miata/F	Southern Auto Auction
6	#19	Shelby Churchill	SM2	10	52.356	19:34.746	1:53.732	Mazda Miata/E	
7	#38	Hunter Bogar	SM2	10	56.195	19:38.585	1:54.203	Mazda Miata/r	Autex Mazda
8	#09	Roger Cote	SM2	10	1:01.947	19:44.337	1:54.645	Mazda Miata/v	
9	#14	Keith Knickerbocker	SM2	10	1:02.504	19:44.894	1:53.117	Mazda Miata/t	Knickerbocker by Desig
10	#86	Mark Wheatley	SM2	10	1:04.888	19:47.278	1:54.333	Mazda Miata/S	
11	#06	Jeff Longo	SM2	10	1:13.287	19:55.677	1:56.912	Mazda Miata/r	LTD Racing / Marbledal
12	#15	JC Ogle	SM2	9	1 Lap	18:30.034	1:59.075	Mazda Miata/E	Atlas Private Wealth Mi
13	#62	William Dergosits	SM2	9	1 Lap	18:30.116	1:59.254	Mazda Miata/F	North Country Subaru
14	#33	Rebecca Harvey	SM2	9	1 Lap	18:32.898	2:01.864	Mazda Miata/E	Road Rebels
15	#67	Walter Ryan	SM2	9	1 Lap	19:14.635	2:05.181	Mazda miata/c	

STU

1	#37	Eric Thompson	STU	10		18:12.240	1:47.331	Mazda MIATA/	FLATOUT MOTORSPOR
2	#7	Cy Peake	STU	10	1:01.181	19:13.421	1:53.713	Mazda Miata/c	LTD Racing
3	#13	Robert Reed	STU	10	1:01.278	19:13.518	1:53.447	Mazda Miata/C	LTD Racing
4	#133	Ben Phillips	STU	10	1:07.770	19:20.010	1:53.066	Porsche 968 I	BigSpeed Racing
5	#59	Greg Goss	STU	10	1:42.363	19:54.603	1:57.184	Honda S2000/	RF Hellwig / Quantum
6	#121	Gregory Pecora	STU	9	1 Lap	18:25.297	1:57.846	Mazda Mx 5 c	Pecora Motorsports No

Announcements

New Track Record (1:47.331) for STU by Eric Thompson.
Time Prov 1505 Time Final 1535

Margin of Victory	Avg. Speed	Best Lap Tm	Best Speed	Best Lap by
30.150	75.808	1:47.331	77.145	#37 - Eric Thompson

Joshua Underwood, Chief of Timing & Scoring

Orbits

Kathy Barnes, Chief Steward / Earl Hurlbut, Chairman SOM

www.mylaps.com
Licensed to: NEDIV

NERRC Kickoff Weekend

Lapchart


Grp 4 - SSM, SM2, STU

Palmer Motorsports Park 2.300 miles

Race 3 #16-RQ-4241-S

2016-05-07 14:15

Race (16:00 and 1 Laps) started at 14:45:25



Competitors	Laps											
	0	1	2	3	4	5	6	7	8	9	10	
Eric Thompson (#37)	1	#37	#37	#37	#37	#37	#37	#37	#37	#37	#37	#37
Jesse Schmidt (#9)	2	#9	#9	#9	#9	#9	#9	#9	#9	#9	#9	#9
Robert Reed (#13)	3	#13	#13	#13	#13	#30	#30	#30	#30	#30	#30	#30
Hunter Bogar (#38)	4	#38	#30	#7	#30	#13	#13	#13	#7	#7	#7	#78
Tom Bogar (#30)	5	#30	#7	#30	#7	#7	#7	#7	#13	#13	#78	#7
Cy Peake (#7)	6	#7	#133	#133	#133	#133	#133	#133	#78	#78	#13	#13
Ben Phillips (#133)	7	#133	#19	#19	#19	#78	#78	#78	#73	#73	#73	#73
Shelby Churchill (#19)	8	#19	#09	#59	#59	#19	#73	#73	#133	#133	#133	#133
Donald W Duman (#52)	9	#52	#59	#09	#73	#73	#19	#19	#52	#52	#52	#52
Jeff Longo (#06)	10	#06	#38	#38	#09	#59	#38	#52	#19	#19	#19	#19
Roger Cote (#09)	11	#09	#73	#73	#52	#38	#52	#38	#38	#38	#38	#38
Jimmy Locke (#78)	12	#78	#86	#52	#78	#09	#59	#59	#09	#09	#09	#09
Greg Goss (#59)	13	#59	#14	#86	#38	#52	#14	#09	#59	#14	#14	#14
Xiang Li (#73)	14	#73	#33	#14	#14	#14	#09	#86	#14	#86	#86	#86
Keith Knickerbocker (#14)	15	#14	#52	#78	#86	#86	#86	#14	#86	#59	#59	#59
Mark Wheatley (#86)	16	#86	#121	#33	#06	#06	#06	#06	#06	#06	#06	#06
William Dergosits (#62)	17	#62	#06	#06	#33	#33	#33	#33	#33	#121	#121	#121
Rebecca Harvey (#33)	18	#33	#15	#15	#15	#15	#15	#15	#15	#121	#33	#15
JC Ogle (#15)	19	#15	#62	#62	#62	#62	#62	#62	#62	#62	#62	#62
Gregory Pecora (#121)	20	#121	#78	#121	#121	#121	#121	#121	#15	#15	#33	#33
Walter Ryan (#67)	21	#67	#67	#67	#67	#67	#67	#67	#67	#67	#67	#67

Joshua Underwood, Chief of Timing & Scoring

Kathy Barnes, Chief Steward / Earl Hurlbut, Chairman SOM

Orbits

www.mylaps.com
Licensed to: NEDiv



New England Region NERRC Kickoff Weekend Official Contingency Results



NERRC Kickoff Weekend

Grp 4 - SSM, SM2, STU

Palmer Motorsports Park 2.300 miles

Race 3 #16-RQ-4241-S

2016-05-07 14:15

Race (16:00 and 1 Laps) started at 14:45:25

(#37) Eric Thompson			1	1:59.623	+6.176	3	1:59.651	+5.448	5	1:57.216	+0.304
1	1:52.971	+5.640	2	1:56.428	+2.981	4	1:58.635	+4.432	6	1:57.216	+0.304
2	1:50.529	+3.198	3	1:55.529	+2.082	5	1:56.727	+2.524	7	1:56.912	
3	1:49.428	+2.097	4	1:56.073	+2.626	6	1:56.060	+1.857	8	1:57.035	+0.123
4	1:48.530	+1.199	5	1:54.513	+1.066	7	1:55.373	+1.170	9	1:58.818	+1.906
5	1:48.142	+0.811	6	1:53.732	+0.285	8	1:54.804	+0.601	10	1:57.441	+0.529
6	1:48.205	+0.874	7	1:55.773	+2.326	9	1:54.203				
7	1:47.620	+0.289	8	1:54.480	+1.033	10	1:54.872	+0.669	(#121) Gregory Pecora		
8	1:47.410	+0.079	9	1:53.617	+0.170				1	2:11.214	+13.368
9	1:52.074	+4.743	10	1:53.447		(#09) Roger Cote			2	2:10.911	+13.065
10	1:47.331					1	2:06.083	+11.438	3	2:03.074	+5.228
(#9) Jesse Schmidt			(#73) Xiang Li			2	2:00.482	+5.837	4	2:03.151	+5.305
1	1:57.682	+7.278	1	2:07.241	+16.187	3	1:59.070	+4.425	5	1:59.700	+1.854
2	1:53.082	+2.678	2	1:59.940	+8.886	4	1:59.667	+5.022	6	1:58.623	+0.777
3	1:52.513	+2.109	3	1:58.118	+7.064	5	1:59.185	+4.540	7	1:58.664	+0.818
4	1:52.125	+1.721	4	1:54.754	+3.700	6	1:57.822	+3.177	8	1:59.088	+1.242
5	1:51.636	+1.232	5	1:51.889	+0.835	7	1:55.229	+0.584	9	1:57.846	
6	1:51.130	+0.726	6	1:51.955	+0.901	8	1:55.368	+0.723	(#15) JC Ogle		
7	1:51.014	+0.610	7	1:52.513	+1.459	9	1:55.375	+0.730	1	2:12.553	+13.478
8	1:51.876	+1.472	8	1:51.054		10	1:54.645		2	2:06.724	+7.649
9	1:50.710	+0.306	9	1:51.461	+0.407	(#14) Keith Knickerbocker			3	2:02.267	+3.192
10	1:50.404		10	1:53.626	+2.572	1	2:07.700	+14.583	4	2:03.775	+4.700
(#30) Tom Bogar			(#133) Ben Phillips			2	2:00.271	+7.154	5	2:00.872	+1.797
1	2:00.347	+7.923	1	2:05.272	+12.206	3	1:58.528	+5.411	6	2:00.540	+1.465
2	1:57.202	+4.778	2	1:57.296	+4.230	4	1:58.832	+5.715	7	2:01.948	+2.873
3	1:54.253	+1.829	3	1:55.433	+2.367	5	1:58.721	+5.604	8	1:59.590	+0.515
4	1:53.823	+1.399	4	1:55.886	+2.820	6	1:58.404	+5.287	9	1:59.075	
5	1:52.668	+0.244	5	1:55.079	+2.013	7	1:57.714	+4.597	(#62) William Dergosits		
6	1:52.797	+0.373	6	1:53.894	+0.828	8	1:55.846	+2.729	1	2:13.674	+14.420
7	1:52.571	+0.147	7	1:55.039	+1.973	9	1:54.042	+0.925	2	2:06.576	+7.322
8	1:52.652	+0.228	8	1:54.819	+1.753	10	1:53.117		3	2:02.893	+3.639
9	1:52.424		9	1:53.521	+0.455	(#86) Mark Wheatley			4	2:02.869	+3.615
10	1:56.697	+4.273	10	1:53.066		1	2:07.003	+12.670	5	2:01.004	+1.750
(#78) Jimmy Locke			(#52) Donald W Duman			2	2:00.438	+6.105	6	2:00.339	+1.085
1	2:15.691	+24.733	1	2:11.319	+19.664	3	1:59.316	+4.983	7	2:01.171	+1.917
2	1:55.421	+4.463	2	1:56.771	+5.116	4	1:58.656	+4.323	8	1:59.254	
3	1:54.917	+3.959	3	1:57.892	+6.237	5	1:58.982	+4.649	9	2:00.072	+0.818
4	1:53.072	+2.114	4	1:59.541	+7.886	6	1:57.387	+3.054	(#33) Rebecca Harvey		
5	1:52.153	+1.195	5	1:56.584	+4.929	7	1:58.399	+4.066	1	2:08.964	+7.100
6	1:51.917	+0.959	6	1:52.133	+0.478	8	1:55.815	+1.482	2	2:03.668	+1.804
7	1:52.753	+1.795	7	1:53.884	+2.229	9	1:54.333		3	2:02.751	+0.887
8	1:50.971	+0.013	8	1:51.969	+0.314	10	1:54.988	+0.655	4	2:02.116	+0.252
9	1:50.958		9	1:52.272	+0.617	(#59) Greg Goss			5	2:02.272	+0.408
10	1:52.056	+1.098	10	1:51.655		1	2:06.142	+8.958	6	2:01.864	
(#7) Cy Peake			(#19) Shelby Churchill			2	1:59.253	+2.069	7	2:01.971	+0.107
1	2:01.269	+7.556	1	2:05.848	+12.116	3	1:58.903	+1.719	8	2:03.203	+1.339
2	1:56.056	+2.343	2	1:59.974	+6.242	4	1:59.876	+2.692	9	2:03.735	+1.871
3	1:55.488	+1.775	3	1:57.855	+4.123	5	1:59.177	+1.993	(#67) Walter Ryan		
4	1:55.298	+1.585	4	1:57.098	+3.366	6	1:57.666	+0.482	1	2:14.342	+9.161
5	1:54.411	+0.698	5	1:56.500	+2.768	7	1:58.170	+0.986	2	2:07.901	+2.720
6	1:53.828	+0.115	6	1:56.295	+2.563	8	1:57.831	+0.647	3	2:08.469	+3.288
7	1:53.900	+0.187	7	1:56.718	+2.986	9	1:58.778	+1.594	4	2:07.539	+2.358
8	1:53.713		8	1:55.924	+2.192	10	1:57.184		5	2:07.628	+2.447
9	1:54.134	+0.421	9	1:53.732		(#06) Jeff Longo			6	2:07.936	+2.755
10	1:54.700	+0.987	10	1:53.850	+0.118	1	2:13.349	+16.437	7	2:06.661	+1.480
(#13) Robert Reed			(#38) Hunter Bogar			2	2:00.601	+3.689	8	2:05.181	
1	2:07.646	+13.443	1	2:07.646	+13.443	3	1:58.004	+1.092	9	2:05.826	+0.645
2	2:00.166	+5.963	2	2:00.166	+5.963	4	1:57.767	+0.855			

Joshua Underwood, Chief of Timing & Scoring

Kathy Barnes, Chief Steward / Earl Hurlbut, Chairman SOM

Orbits

Joshua Underwood

www.mylaps.com
Licensed to: NEDiv



**New England Region
NERRC Kickoff Weekend
Official Contingency Results**



NERRC Kickoff Weekend

Sorted on Best Lap time

Grp 4 - SSM, SM2, STU

Palmer Motorsports Park 2.300 miles

Race 3 #16-RQ-4241-S

2016-05-07 14:15

Race (16:00 and 1 Laps) started at 14:45:25

Pos	No.	Name	Class	Best Tm	Diff	Best Speed	In Lap	Make-Model	Sponsor
SM2									
1	#9	Jesse Schmidt	SM2	1:50.404		74.997	10	Mazda Miata/Red	Rossini Racing Proc
2	#78	Jimmy Locke	SM2	1:50.958	0.554	74.623	9	Mazda Miata/rusty	NorthEast Earth Me
3	#73	Xiang Li	SM2	1:51.054	0.650	74.558	8	Ford Fiesta/Orange	
4	#52	Donald W Duman	SM2	1:51.655	1.251	74.157	10	Mazda Miata/Red	Southern Auto Auc
5	#30	Tom Bogar	SM2	1:52.424	2.020	73.650	9	Mazda Miata/Black	AUTEX MAZDA KEE
6	#14	Keith Knickerbocker	SM2	1:53.117	2.713	73.199	10	Mazda Miata/black	Knickerbocker by D
7	#19	Shelby Churchill	SM2	1:53.732	3.328	72.803	9	Mazda Miata/Black	
8	#38	Hunter Bogar	SM2	1:54.203	3.799	72.502	9	Mazda Miata/red	Autex Mazda
9	#86	Mark Wheatley	SM2	1:54.333	3.929	72.420	9	Mazda Miata/Silver	
10	#09	Roger Cote	SM2	1:54.645	4.241	72.223	10	Mazda Miata/white	
11	#06	Jeff Longo	SM2	1:56.912	6.508	70.822	7	Mazda Miata/red	LTD Racing / Marbl
12	#15	JC Ogle	SM2	1:59.075	8.671	69.536	9	Mazda Miata/Black	Atlas Private Wealt
13	#62	William Dergosits	SM2	1:59.254	8.850	69.432	8	Mazda Miata/Red/S	North Country Subi
14	#33	Rebecca Harvey	SM2	2:01.864	11.460	67.945	6	Mazda Miata/Blue	Road Rebels
15	#67	Walter Ryan	SM2	2:05.181	14.777	66.144	8	Mazda miata/orang	
STU									
1	#37	Eric Thompson	STU	1:47.331		77.145	10	Mazda MIATA/BLAC	FLATOUT MOTORS
2	#133	Ben Phillips	STU	1:53.066	5.735	73.232	10	Porsche 968 ITR ra	BigSpeed Racing
3	#13	Robert Reed	STU	1:53.447	6.116	72.986	10	Mazda Miata/Greer	LTD Racing
4	#7	Cy Peake	STU	1:53.713	6.382	72.815	8	Mazda Miata/green	LTD Racing
5	#59	Greg Goss	STU	1:57.184	9.853	70.658	10	Honda S2000/RED	RF Hellwig / Quant
6	#121	Gregory Pecora	STU	1:57.846	10.515	70.261	9	Mazda Mx 5 cup ca	Pecora Motorsports

Announcements

New Track Record (1:47.331) for STU by Eric Thompson.
Time Prov 1505 Time Final 1535

Joshua Underwood, Chief of Timing & Scoring

Orbits

Kathy Barnes, Chief Steward / Earl Hurlbut, Chairman SOM

www.mylaps.com
Licensed to: NEDiv



**New England Region
NERRC Kickoff Weekend
Official Contingency Results**



NERRC Kickoff Weekend

Sorted on Laps

Grp 5 - SRF, SRF3, EVSR, SPU

Palmer Motorsports Park 2.300 miles

Race 3 #16-RQ-4241-S

2016-05-07 14:40

Race (16:00 and 1 Laps) started at 15:13:23

Pos	No.	Name	Class	Laps	Diff	Total Tm	Best Tm	Make-Model	Sponsor
1	#72	Steve Introne	SRF3	11		19:16.604	1:43.409	SCCA Enterpri:	IntroneCom.com Franl
2	#88	Jonathan Emms	SRF3	11	10.270	19:26.874	1:44.471	SCCA Enterpri:	Clockwork Orange Raci
3	#13	Thomas Riley	SRF	11	37.960	19:54.564	1:47.358	Spec Racer Fo	TRAC Consulting
4	#12	Federico Burgos	SRF	11	38.392	19:54.996	1:46.732	SCCA Enterpri:	
5	#69	Mark Saviet	SRF	11	58.833	20:15.437	1:48.026	Spec Racer Fo	DADDYLUBE - 'Service
6	#4	Scott James	SRF	11	1:01.645	20:18.249	1:48.712	SCCA Enterpri:	Chicane Racing/Motion
7	#62	Thomas Kirchman	SRF	11	1:21.144	20:37.748	1:49.603	SCCA Enterpri:	
8	#31	Leslie Kurz	SRF	10	1 Lap	19:41.585	1:56.460	Spec Racer Fo	
9	#8	David Ferguson	SRF3	9	2 Laps	15:57.082	1:44.454	Spec Racer Fo	Motion Dynamics

Announcements

New Track Record (1:43.409) for SRF3 by Steve Introne.
 New Track Record (1:46.732) for SRF by Federico Burgos.
 Time Prov 1534 Time Final 1604

Margin of Victory	Avg. Speed	Best Lap Tm	Best Speed	Best Lap by
10.270	78.748	1:43.409	80.070	#72 - Steve Introne

Joshua Underwood, Chief of Timing & Scoring

Orbits

Kathy Barnes, Chief Steward / Earl Hurlbut, Chairman SOM

www.mylaps.com
 Licensed to: NEDiv



**New England Region
NERRC Kickoff Weekend
Official Contingency Results**



NERRC Kickoff Weekend

Sorted on Laps

Grp 5 - SRF, SRF3, EVSR, SPU

Palmer Motorsports Park 2.300 miles

Race 3 #16-RQ-4241-S

2016-05-07 14:40

Race (16:00 and 1 Laps) started at 15:13:23

Pos	No.	Name	Class	Laps	Diff	Total Tm	Best Tm	Make-Model	Sponsor
-----	-----	------	-------	------	------	----------	---------	------------	---------

SRF

1	#13	Thomas Riley	SRF	11		19:54.564	1:47.358	Spec Racer Fo	TRAC Consulting
2	#12	Federico Burgos	SRF	11	0.432	19:54.996	1:46.732	SCCA Enterpri:	
3	#69	Mark Saviet	SRF	11	20.873	20:15.437	1:48.026	Spec Racer Fo	DADDYLUBE - 'Service
4	#4	Scott James	SRF	11	23.685	20:18.249	1:48.712	SCCA Enterpri:	Chicane Racing/Motion
5	#62	Thomas Kirchman	SRF	11	43.184	20:37.748	1:49.603	SCCA Enterpri:	
6	#31	Leslie Kurz	SRF	10	1 Lap	19:41.585	1:56.460	Spec Racer Fo	

SRF3

1	#72	Steve Introne	SRF3	11		19:16.604	1:43.409	SCCA Enterpri:	IntroneCom.com Franl
2	#88	Jonathan Emms	SRF3	11	10.270	19:26.874	1:44.471	SCCA Enterpri:	Clockwork Orange Raci
3	#8	David Ferguson	SRF3	9	2 Laps	15:57.082	1:44.454	Spec Racer Fo	Motion Dynamics

Announcements

New Track Record (1:43.409) for SRF3 by Steve Introne.
 New Track Record (1:46.732) for SRF by Federico Burgos.
 Time Prov 1534 Time Final 1604

Margin of Victory	Avg. Speed	Best Lap Tm	Best Speed	Best Lap by
10.270	78.748	1:43.409	80.070	#72 - Steve Introne

Joshua Underwood, Chief of Timing & Scoring

Orbits

Kathy Barnes, Chief Steward / Earl Hurlbut, Chairman SOM

www.mylaps.com
Licensed to: NEDiv

NERRC Kickoff Weekend

Lapchart

Grp 5 - SRF, SRF3, EVSR, SPU

Palmer Motorsports Park 2.300 miles

Race 3 #16-RQ-4241-S

2016-05-07 14:40

Race (16:00 and 1 Laps) started at 15:13:23

Competitors	Laps											
	0	1	2	3	4	5	6	7	8	9	10	11
Jonathan Emms (#88)	1	#88	#88	#72	#72	#72	#72	#72	#72	#72	#72	#72
Steve Introne (#72)	2	#72	#72	#88	#88	#88	#88	#88	#88	#88	#88	#88
David Ferguson (#8)	3	#8	#8	#8	#8	#8	#8	#8	#8	#8	#13	#13
Federico Burgos (#12)	4	#12	#13	#13	#13	#13	#13	#13	#13	#13	#12	#12
Scott James (#4)	5	#4	#12	#12	#12	#12	#12	#12	#12	#12	#69	#69
Thomas Riley (#13)	6	#13	#4	#69	#69	#69	#69	#69	#69	#69	#4	#4
Thomas Kirchman (#62)	7	#62	#69	#4	#4	#4	#4	#4	#4	#4	#62	#62
Mark Saviet (#69)	8	#69	#62	#62	#62	#62	#62	#62	#62	#62	#31	
Leslie Kurz (#31)	9	#31	#31	#31	#31	#31	#31	#31	#31	#31		



New England Region NERRC Kickoff Weekend Official Contingency Results



NERRC Kickoff Weekend

Grp 5 - SRF, SRF3, EVSR, SPU

Palmer Motorsports Park 2.300 miles

Race 3 #16-RQ-4241-S

2016-05-07 14:40

Race (16:00 and 1 Laps) started at 15:13:23

<u>(#72) Steve Introne</u>			9	1:49.614	+1.588
1	1:50.410	+7.001	10	1:48.026	
2	1:48.274	+4.865	11	1:50.570	+2.544
3	1:44.215	+0.806	<u>(#4) Scott James</u>		
4	1:44.237	+0.828	1	1:55.219	+6.507
5	1:43.493	+0.084	2	1:52.890	+4.178
6	1:44.552	+1.143	3	1:51.795	+3.083
7	1:44.154	+0.745	4	1:51.341	+2.629
8	1:44.538	+1.129	5	1:50.522	+1.810
9	1:43.936	+0.527	6	1:50.056	+1.344
10	1:43.409		7	1:49.470	+0.758
11	1:45.316	+1.907	8	1:49.904	+1.192
<u>(#88) Jonathan Emms</u>			9	1:48.770	+0.058
1	1:50.431	+5.960	10	1:48.712	
2	1:49.003	+4.532	11	1:48.727	+0.015
3	1:45.669	+1.198	<u>(#62) Thomas Kirchman</u>		
4	1:46.382	+1.911	1	1:56.979	+7.376
5	1:45.552	+1.081	2	1:53.008	+3.405
6	1:45.116	+0.645	3	1:53.322	+3.719
7	1:44.985	+0.514	4	1:54.681	+5.078
8	1:44.865	+0.394	5	1:53.539	+3.936
9	1:44.471		6	1:52.656	+3.053
10	1:45.078	+0.607	7	1:51.469	+1.866
11	1:45.322	+0.851	8	1:50.416	+0.813
<u>(#13) Thomas Riley</u>			9	1:50.587	+0.984
1	1:52.715	+5.357	10	1:50.565	+0.962
2	1:49.063	+1.705	11	1:49.603	
3	1:48.786	+1.428	<u>(#31) Leslie Kurz</u>		
4	1:48.160	+0.802	1	1:59.032	+2.572
5	1:48.305	+0.947	2	1:58.796	+2.336
6	1:48.095	+0.737	3	1:59.570	+3.110
7	1:47.774	+0.416	4	1:59.308	+2.848
8	1:47.358		5	1:59.153	+2.693
9	1:47.761	+0.403	6	1:57.261	+0.801
10	1:48.092	+0.734	7	1:56.460	
11	1:47.548	+0.190	8	1:56.998	+0.538
<u>(#12) Federico Burgos</u>			9	1:56.970	+0.510
1	1:54.433	+7.701	10	1:56.603	+0.143
2	1:49.505	+2.773	<u>(#8) David Ferguson</u>		
3	1:48.581	+1.849	1	1:51.430	+6.976
4	1:47.343	+0.611	2	1:48.398	+3.944
5	1:49.272	+2.540	3	1:46.360	+1.906
6	1:46.732		4	1:45.409	+0.955
7	1:47.708	+0.976	5	1:45.646	+1.192
8	1:47.191	+0.459	6	1:45.411	+0.957
9	1:48.036	+1.304	7	1:45.169	+0.715
10	1:48.078	+1.346	8	1:44.454	
11	1:47.395	+0.663	9	1:44.713	+0.259
<u>(#69) Mark Saviet</u>					
1	1:55.538	+7.512			
2	1:50.898	+2.872			
3	1:50.523	+2.497			
4	1:50.166	+2.140			
5	1:49.350	+1.324			
6	1:49.387	+1.361			
7	1:49.928	+1.902			
8	1:50.136	+2.110			

Joshua Underwood, Chief of Timing & Scoring

Kathy Barnes, Chief Steward / Earl Hurlbut, Chairman SOM

Orbits

www.mylaps.com
Licensed to: NEDiv



**New England Region
NERRC Kickoff Weekend
Official Contingency Results**



NERRC Kickoff Weekend

Sorted on Best Lap time

Grp 5 - SRF, SRF3, EVSR, SPU

Palmer Motorsports Park 2.300 miles

Race 3 #16-RQ-4241-S

2016-05-07 14:40

Race (16:00 and 1 Laps) started at 15:13:23

Pos	No.	Name	Class	Best Tm	Diff	Best Speed	In Lap	Make-Model	Sponsor
SRF									
1	#12	Federico Burgos	SRF	1:46.732		77.577	6	SCCA Enterprises S	
2	#13	Thomas Riley	SRF	1:47.358	0.626	77.125	8	Spec Racer Ford/bl	TRAC Consulting
3	#69	Mark Saviet	SRF	1:48.026	1.294	76.648	10	Spec Racer Ford/bl	DADDYLUBE - 'Sen
4	#4	Scott James	SRF	1:48.712	1.980	76.165	10	SCCA Enterprises S	Chicane Racing/Mc
5	#62	Thomas Kirchman	SRF	1:49.603	2.871	75.545	11	SCCA Enterprises S	
6	#31	Leslie Kurz	SRF	1:56.460	9.728	71.097	7	Spec Racer Ford/pi	
SRF3									
1	#72	Steve Introne	SRF3	1:43.409		80.070	10	SCCA Enterprises S	IntroneCom.com F
2	#8	David Ferguson	SRF3	1:44.454	1.045	79.269	8	Spec Racer Ford/BI	Motion Dynamics
3	#88	Jonathan Emms	SRF3	1:44.471	1.062	79.256	9	SCCA Enterprises S	Clockwork Orange

Announcements

New Track Record (1:43.409) for SRF3 by Steve Introne.
 New Track Record (1:46.732) for SRF by Federico Burgos.
 Time Prov 1534 Time Final 1604

Joshua Underwood, Chief of Timing & Scoring

Orbits

Kathy Barnes, Chief Steward / Earl Hurlbut, Chairman SOM

www.mylaps.com
 Licensed to: NEDiv



**New England Region
NERRC Kickoff Weekend
Official Contingency Results**



NERRC Kickoff Weekend

Sorted on Laps

Grp 6 - SM, SM5, SMT, T3, B Spec

Palmer Motorsports Park 2.300 miles

Race 3 #16-RQ-4241-S

2016-05-07 15:05

Race (16:00 and 1 Laps) started at 15:48:42

Pos	No.	Name	Class	Laps	Diff	Total Tm	Best Tm	Make-Model	Sponsor
1	#9	Jesse Schmidt	SM	10		18:23.481	1:49.505	Mazda Miata/F	Rossini Racing Product
2	#78	Jimmy Locke	SM	10	5.593	18:29.074	1:49.973	Mazda Miata/r	NorthEast Earth Mecha
3	#30	Tom Bogar	SM	10	5.716	18:29.197	1:49.848	Mazda Miata/E	AUTEX MAZDA KEENE
4	#73	Xiang Li	SM	10	24.071	18:47.552	1:51.645	Mazda Spec M	
5	#77	J T Coupal	SM	10	24.299	18:47.780	1:51.430	Mazda Miata/E	Flatout Motorsports Mi
6	#19	Shelby Churchill	SM	10	26.544	18:50.025	1:51.609	Mazda Miata/E	
7	#13	Robert Reed	SM	10	26.555	18:50.036	1:51.776	Mazda Miata/C	LTD Racing
8	#7	Cy Peake	SM	10	26.671	18:50.152	1:51.850	Mazda Miata/c	LTD Racing
9	#121	Gregory Pecora	T3	10	40.947	19:04.428	1:52.627	Mazda Mx 5 c	Pecora Motorsports No
10	#38	Hunter Bogar	SM	10	43.029	19:06.510	1:53.708	Mazda Miata/r	Autex Mazda
11	#28	Jeff Miller	SM	10	43.196	19:06.677	1:53.200	Mazda Miata/v	SAC Racing
12	#15	Douglas Fisher	SM	10	44.220	19:07.701	1:53.582	Mazda Miata/E	Father Daughter Racin
13	#34	Thomas Paolino	SM	10	44.994	19:08.475	1:53.035	Mazda Miata/t	
14	#144	Dave Kuchrawy	SM	10	55.291	19:18.772	1:54.582	Mazda Miata/E	
15	#06	Jeff Longo	SM	10	1:03.856	19:27.337	1:53.529	Mazda Miata/r	LTD Racing / Marbledal
16	#90	Kent Vaccaro	SM	10	1:19.396	19:42.877	1:56.728	Mazda Miata/E	Flatout Motorsports
17	#00	Anthony Vaccaro	SM	10	1:19.710	19:43.191	1:54.156	Mazda Miata/E	Flatout Motorsports
18	#91	Tom Haronian	SM	10	1:23.768	19:47.249	1:55.235	Mazda Miata/t	Flatout
19	#14	Christopher Steven Mosley	B-Spec	9	1 Lap	19:19.529	2:07.254	Honda Fit/Cop	
20	#33	Rebecca Harvey	SM	8	2 Laps	16:25.327	1:56.704	Mazda Miata/E	Road Rebels

Announcements

New Track Record (2:07.254) for B-Spec by Christopher Steven Mosley.

New Track Record (1:49.505) for SM by Jesse Schmidt.

New Track Record (1:52.627) for T3 by Gregory Pecora.

Time Prov 1610 Time Final 1640

Margin of Victory	Avg. Speed	Best Lap Tm	Best Speed	Best Lap by
5.593	75.035	1:49.505	75.613	#9 - Jesse Schmidt

Joshua Underwood, Chief of Timing & Scoring

Orbits

Kathy Barnes, Chief Steward / Earl Hurlbut, Chairman SOM

www.mylaps.com

Licensed to: NEDiv



New England Region
NERRC Kickoff Weekend
Official Contingency Results



NERRC Kickoff Weekend

Sorted on Laps

Grp 6 - SM, SM5, SMT, T3, B Spec

Palmer Motorsports Park 2.300 miles

Race 3 #16-RQ-4241-S

2016-05-07 15:05

Race (16:00 and 1 Laps) started at 15:48:42

Pos	No.	Name	Class	Laps	Diff	Total Tm	Best Tm	Make-Model	Sponsor
B-Spec									
1	#14	Christopher Steven Mosley	B-Spec	9		19:19.529	2:07.254	Honda Fit/Cop	
SM									
1	#9	Jesse Schmidt	SM	10		18:23.481	1:49.505	Mazda Miata/F	Rossini Racing Product
2	#78	Jimmy Locke	SM	10	5.593	18:29.074	1:49.973	Mazda Miata/r	NorthEast Earth Mecha
3	#30	Tom Bogar	SM	10	5.716	18:29.197	1:49.848	Mazda Miata/E	AUTEX MAZDA KEENE
4	#73	Xiang Li	SM	10	24.071	18:47.552	1:51.645	Mazda Spec M	
5	#77	J T Coupal	SM	10	24.299	18:47.780	1:51.430	Mazda Miata/E	Flatout Motorsports Mi
6	#19	Shelby Churchill	SM	10	26.544	18:50.025	1:51.609	Mazda Miata/E	
7	#13	Robert Reed	SM	10	26.555	18:50.036	1:51.776	Mazda Miata/C	LTD Racing
8	#7	Cy Peake	SM	10	26.671	18:50.152	1:51.850	Mazda Miata/c	LTD Racing
9	#38	Hunter Bogar	SM	10	43.029	19:06.510	1:53.708	Mazda Miata/r	Autex Mazda
10	#28	Jeff Miller	SM	10	43.196	19:06.677	1:53.200	Mazda Miata/v	SAC Racing
11	#15	Douglas Fisher	SM	10	44.220	19:07.701	1:53.582	Mazda Miata/E	Father Daughter Racing
12	#34	Thomas Paolino	SM	10	44.994	19:08.475	1:53.035	Mazda Miata/t	
13	#144	Dave Kuchrawy	SM	10	55.291	19:18.772	1:54.582	Mazda Miata/E	
14	#06	Jeff Longo	SM	10	1:03.856	19:27.337	1:53.529	Mazda Miata/r	LTD Racing / Marbledal
15	#90	Kent Vaccaro	SM	10	1:19.396	19:42.877	1:56.728	Mazda Miata/E	Flatout Motorsports
16	#00	Anthony Vaccaro	SM	10	1:19.710	19:43.191	1:54.156	Mazda Miata/E	Flatout Motorsports
17	#91	Tom Haronian	SM	10	1:23.768	19:47.249	1:55.235	Mazda Miata/t	Flatout
18	#33	Rebecca Harvey	SM	8	2 Laps	16:25.327	1:56.704	Mazda Miata/E	Road Rebels
T3									
1	#121	Gregory Pecora	T3	10		19:04.428	1:52.627	Mazda Mx 5 c	Pecora Motorsports No

Announcements

New Track Record (2:07.254) for B-Spec by Christopher Steven Mosley.

New Track Record (1:49.505) for SM by Jesse Schmidt.

New Track Record (1:52.627) for T3 by Gregory Pecora.

Time Prov 1610 Time Final 1640

Margin of Victory	Avg. Speed	Best Lap Tm	Best Speed	Best Lap by
5.593	75.035	1:49.505	75.613	#9 - Jesse Schmidt

Joshua Underwood, Chief of Timing & Scoring

Orbits

Kathy Barnes, Chief Steward / Earl Hurlbut, Chairman SOM

www.mylaps.com

Licensed to: NEDIV

NERRC Kickoff Weekend

Lapchart


Grp 6 - SM, SM5, SMT, T3, B Spec

Palmer Motorsports Park 2.300 miles

Race 3 #16-RQ-4241-S

2016-05-07 15:05

Race (16:00 and 1 Laps) started at 15:48:42



Competitors	Laps											
	0	1	2	3	4	5	6	7	8	9	10	
Jesse Schmidt (#9)	1	#9	#9	#9	#9	#9	#9	#9	#9	#9	#9	#9
Jimmy Locke (#78)	2	#78	#78	#78	#30	#30	#30	#78	#78	#30	#78	#78
J T Coupal (#77)	3	#77	#30	#30	#78	#78	#78	#30	#30	#78	#30	#30
Tom Bogar (#30)	4	#30	#13	#13	#13	#13	#73	#73	#73	#73	#73	#73
Hunter Bogar (#38)	5	#38	#7	#7	#73	#73	#19	#19	#19	#19	#77	#77
Cy Peake (#7)	6	#7	#77	#19	#7	#19	#13	#77	#77	#77	#19	#19
Robert Reed (#13)	7	#13	#19	#73	#19	#7	#77	#13	#13	#13	#13	#13
Shelby Churchill (#19)	8	#19	#73	#77	#77	#77	#7	#7	#7	#7	#7	#7
Jeff Miller (#28)	9	#28	#38	#38	#38	#38	#38	#38	#38	#38	#121	#121
Jeff Longo (#06)	10	#06	#28	#28	#28	#28	#28	#28	#28	#28	#38	#38
Xiang Li (#73)	11	#73	#06	#06	#06	#06	#15	#15	#15	#121	#28	#28
Douglas Fisher (#15)	12	#15	#15	#15	#15	#15	#34	#34	#121	#15	#15	#15
Thomas Paolino (#34)	13	#34	#34	#34	#34	#34	#121	#121	#34	#34	#34	#34
Dave Kuchrawy (#144)	14	#144	#144	#144	#144	#121	#144	#144	#144	#144	#144	#144
Kent Vaccaro (#90)	15	#90	#33	#121	#121	#144	#00	#00	#06	#06	#06	#06
Anthony Vaccaro (#00)	16	#00	#121	#33	#00	#00	#06	#06	#90	#90	#90	#90
Rebecca Harvey (#33)	17	#33	#00	#00	#33	#33	#33	#33	#00	#00	#00	#00
Gregory Pecora (#121)	18	#121	#90	#90	#90	#90	#90	#90	#33	#91	#91	#91
Tom Haronian (#91)	19	#91	#91	#91	#91	#91	#91	#91	#33	#14		
Christopher Steven Mosley (#14)	20	#14	#14	#14	#14	#14	#14	#14	#14			

Joshua Underwood, Chief of Timing & Scoring

Kathy Barnes, Chief Steward / Earl Hurlbut, Chairman SOM

Orbits

www.mylaps.com
Licensed to: NEDiv



New England Region NERRC Kickoff Weekend Official Contingency Results



NERRC Kickoff Weekend

Grp 6 - SM, SM5, SMT, T3, B Spec

Palmer Motorsports Park 2.300 miles

Race 3 #16-RQ-4241-S

2016-05-07 15:05

Race (16:00 and 1 Laps) started at 15:48:42

(#9) Jesse Schmidt			1	1:55.975	+4.366	3	1:55.092	+1.892	5	1:56.728	
1	1:51.861	+2.356	2	1:51.746	+0.137	4	1:53.665	+0.465	6	1:57.822	+1.094
2	1:49.554	+0.049	3	1:53.495	+1.886	5	1:53.200		7	1:58.241	+1.513
3	1:49.505		4	1:52.296	+0.687	6	1:54.257	+1.057	8	1:57.519	+0.791
4	1:49.854	+0.349	5	1:52.816	+1.207	7	1:54.297	+1.097	9	1:57.227	+0.499
5	1:50.317	+0.812	6	1:52.349	+0.740	8	1:53.809	+0.609	10	1:57.316	+0.588
6	1:50.380	+0.875	7	1:51.609		9	1:54.381	+1.181	(#00) Anthony Vaccaro		
7	1:50.089	+0.584	8	1:52.744	+1.135	10	1:54.183	+0.983	1	2:02.650	+8.494
8	1:50.375	+0.870	9	1:52.381	+0.772	(#15) Douglas Fisher			2	1:56.515	+2.359
9	1:51.086	+1.581	10	1:53.660	+2.051	1	1:59.750	+6.168	3	1:55.577	+1.421
10	1:50.460	+0.955	(#13) Robert Reed			2	1:53.936	+0.354	4	1:57.021	+2.865
(#78) Jimmy Locke			1	1:54.152	+2.376	3	1:54.363	+0.781	5	1:54.924	+0.768
1	1:52.439	+2.466	2	1:52.778	+1.002	4	1:53.657	+0.075	6	1:54.156	
2	1:50.116	+0.143	3	1:52.978	+1.202	5	1:53.582		7	2:08.724	+14.568
3	1:52.119	+2.146	4	1:52.596	+0.820	6	1:54.237	+0.655	8	1:57.007	+2.851
4	1:51.152	+1.179	5	1:54.160	+2.384	7	1:53.856	+0.274	9	1:57.246	+3.090
5	1:50.412	+0.439	6	1:53.622	+1.846	8	1:54.365	+0.783	10	1:57.108	+2.952
6	1:49.973		7	1:51.776		9	1:53.885	+0.303	(#91) Tom Haronian		
7	1:50.499	+0.526	8	1:52.193	+0.417	10	1:54.681	+1.099	1	2:05.944	+10.709
8	1:50.695	+0.722	9	1:51.859	+0.083	(#34) Thomas Paolino			2	1:59.398	+4.163
9	1:51.294	+1.321	10	1:53.203	+1.427	1	2:00.158	+7.123	3	1:59.114	+3.879
10	1:50.232	+0.259	(#7) Cy Peake			2	1:54.157	+1.122	4	1:59.091	+3.856
(#30) Tom Bogar			1	1:55.167	+3.317	3	1:54.243	+1.208	5	1:57.755	+2.520
1	1:52.871	+3.023	2	1:52.819	+0.969	4	1:54.283	+1.248	6	1:57.388	+2.153
2	1:49.848		3	1:53.137	+1.287	5	1:53.035		7	1:56.345	+1.110
3	1:51.668	+1.820	4	1:53.726	+1.876	6	1:53.845	+0.810	8	1:56.849	+1.614
4	1:50.860	+1.012	5	1:53.181	+1.331	7	1:55.160	+2.125	9	1:57.155	+1.920
5	1:50.138	+0.290	6	1:53.075	+1.225	8	1:54.197	+1.162	10	1:55.235	
6	1:51.016	+1.168	7	1:51.850		9	1:53.739	+0.704	(#14) Christopher Steven Mosley		
7	1:50.269	+0.421	8	1:52.003	+0.153	10	1:54.052	+1.017	1	2:10.898	+3.644
8	1:50.531	+0.683	9	1:52.608	+0.758	(#144) Dave Kuchrawy			2	2:08.573	+1.319
9	1:51.673	+1.825	10	1:51.988	+0.138	1	2:00.085	+5.503	3	2:08.522	+1.268
10	1:50.026	+0.178	(#121) Gregory Pecora			2	1:54.915	+0.333	4	2:08.446	+1.192
(#73) Xiang Li			1	2:01.504	+8.877	3	1:55.035	+0.453	5	2:08.478	+1.224
1	1:56.276	+4.631	2	1:55.656	+3.029	4	1:55.654	+1.072	6	2:07.684	+0.430
2	1:51.645		3	1:52.905	+0.278	5	1:54.832	+0.250	7	2:07.254	
3	1:52.504	+0.859	4	1:53.316	+0.689	6	1:54.582		8	2:07.593	+0.339
4	1:52.019	+0.374	5	1:52.771	+0.144	7	1:55.347	+0.765	9	2:08.738	+1.484
5	1:52.431	+0.786	6	1:52.853	+0.226	8	1:54.951	+0.369	(#33) Rebecca Harvey		
6	1:52.590	+0.945	7	1:53.600	+0.973	9	1:55.003	+0.421	1	2:00.797	+4.093
7	1:52.023	+0.378	8	1:53.019	+0.392	10	1:56.387	+1.805	2	1:58.033	+1.329
8	1:52.106	+0.461	9	1:53.598	+0.971	(#06) Jeff Longo			3	1:58.523	+1.819
9	1:52.472	+0.827	10	1:52.627		1	1:59.519	+5.990	4	1:57.272	+0.568
10	1:52.216	+0.571	(#38) Hunter Bogar			2	1:53.835	+0.306	5	1:56.704	
(#77) J T Coupal			1	1:58.547	+4.839	3	1:54.602	+1.073	6	1:57.969	+1.265
1	1:56.199	+4.769	2	1:53.957	+0.249	4	1:53.529		7	2:02.282	+5.578
2	1:53.695	+2.265	3	1:54.326	+0.618	5	2:07.106	+13.577	8	2:31.277	+34.573
3	1:52.577	+1.147	4	1:54.180	+0.472	6	1:54.518	+0.989	(#90) Kent Vaccaro		
4	1:52.885	+1.455	5	1:53.708		7	1:55.641	+2.112	1	2:04.523	+7.795
5	1:51.924	+0.494	6	1:54.507	+0.799	8	1:56.107	+2.578	2	1:57.195	+0.467
6	1:52.540	+1.110	7	1:54.020	+0.312	9	1:54.939	+1.410	3	1:57.467	+0.739
7	1:51.581	+0.151	8	1:53.764	+0.056	10	1:56.287	+2.758	4	1:56.820	+0.092
8	1:52.587	+1.157	9	1:54.367	+0.659	(#91) Tom Haronian			1	2:05.944	+10.709
9	1:51.430		10	1:54.653	+0.945	(#14) Christopher Steven Mosley			2	2:08.573	+1.319
10	1:52.150	+0.720	(#28) Jeff Miller			3	2:08.522	+1.268	3	2:08.446	+1.192
(#19) Shelby Churchill			1	1:58.816	+5.616	4	2:07.684	+0.430	4	2:07.684	+0.430
1	1:53.870	+0.670	2	1:53.870	+0.670	5	2:07.254		5	2:08.478	+1.224

Joshua Underwood, Chief of Timing & Scoring

Kathy Barnes, Chief Steward / Earl Hurlbut, Chairman SOM

Joshua Underwood

www.mylaps.com
Licensed to: NEDiv



**New England Region
NERRC Kickoff Weekend
Official Contingency Results**



NERRC Kickoff Weekend

Sorted on Best Lap time

Grp 6 - SM, SM5, SMT, T3, B Spec

Palmer Motorsports Park 2.300 miles

Race 3 #16-RQ-4241-S

2016-05-07 15:05

Race (16:00 and 1 Laps) started at 15:48:42

Pos	No.	Name	Class	Best Tm	Diff	Best Speed	In Lap	Make-Model	Sponsor
B-Spec									
1	#14	Christopher Steven Mosley	B-Spec	2:07.254		65.067	7	Honda Fit/Copper	
SM									
1	#9	Jesse Schmidt	SM	1:49.505		75.613	3	Mazda Miata/Red	Rossini Racing Pro
2	#30	Tom Bogar	SM	1:49.848	0.343	75.377	2	Mazda Miata/Black	AUTEX MAZDA KEE
3	#78	Jimmy Locke	SM	1:49.973	0.468	75.291	6	Mazda Miata/rusty	NorthEast Earth M
4	#77	J T Coupal	SM	1:51.430	1.925	74.307	9	Mazda Miata/Blu/Bl	Flatout Motorsport
5	#19	Shelby Churchill	SM	1:51.609	2.104	74.188	7	Mazda Miata/Black	
6	#73	Xiang Li	SM	1:51.645	2.140	74.164	2	Mazda Spec Miata	
7	#13	Robert Reed	SM	1:51.776	2.271	74.077	7	Mazda Miata/Greer	LTD Racing
8	#7	Cy Peake	SM	1:51.850	2.345	74.028	7	Mazda Miata/green	LTD Racing
9	#34	Thomas Paolino	SM	1:53.035	3.530	73.252	5	Mazda Miata/black,	
10	#28	Jeff Miller	SM	1:53.200	3.695	73.145	5	Mazda Miata/White	SAC Racing
11	#06	Jeff Longo	SM	1:53.529	4.024	72.933	4	Mazda Miata/red	LTD Racing / Marbl
12	#15	Douglas Fisher	SM	1:53.582	4.077	72.899	5	Mazda Miata/Blue/'	Father Daughter R
13	#38	Hunter Bogar	SM	1:53.708	4.203	72.818	5	Mazda Miata/red	Autex Mazda
14	#00	Anthony Vaccaro	SM	1:54.156	4.651	72.532	6	Mazda Miata/Blue/t	Flatout Motorsport
15	#144	Dave Kuchrawy	SM	1:54.582	5.077	72.263	6	Mazda Miata/Black	
16	#91	Tom Haronian	SM	1:55.235	5.730	71.853	10	Mazda Miata/blue/l	Flatout
17	#33	Rebecca Harvey	SM	1:56.704	7.199	70.949	5	Mazda Miata/Blue	Road Rebels
18	#90	Kent Vaccaro	SM	1:56.728	7.223	70.934	5	Mazda Miata/Blue/t	Flatout Motorsport
T3									
1	#121	Gregory Pecora	T3	1:52.627		73.517	10	Mazda Mx 5 cup ca	Pecora Motorsports

Announcements

New Track Record (2:07.254) for B-Spec by Christopher Steven Mosley.

New Track Record (1:49.505) for SM by Jesse Schmidt.

New Track Record (1:52.627) for T3 by Gregory Pecora.

Time Prov 1610 Time Final 1640

Joshua Underwood, Chief of Timing & Scoring

Orbits

Kathy Barnes, Chief Steward / Earl Hurlbut, Chairman SOM

www.mylaps.com
Licensed to: NEDiv



New England Region
NERRC Kickoff Weekend
Official Contingency Results



NERRC Kickoff Weekend

Sorted on Laps

Grp 7 - GT1-2-3, EP, SPO, AS, T1-2, ITE

Palmer Motorsports Park 2.300 miles

Race 3 #16-RQ-4241-S

2016-05-07 15:30

Race (16:00 and 1 Laps) started at 16:18:08

Pos	No.	Name	Class	Laps	Diff	Total Tm	Best Tm	Make-Model	Sponsor
1	#80	Maurizio Cerasoli	GT2	10		17:49.791	1:45.768	Porsche 944 T	MCRacing
2	#37	Eric Thompson	T1	10	5.374	17:55.165	1:46.755	Mazda MIATA/	FLATOUT MOTORSPOR
3	#35	Anthony Kalkandis	ITE	10	29.143	18:18.934	1:46.910	Porsche 944 T	Rennmeister
4	#59	Michael Goulde	ITE	10	30.287	18:20.078	1:48.869	BMW 328is/Blk	
5	#54	Jeff Campbell	ITE	10	1:14.310	19:04.101	1:51.983	Porsche 964/C	
6	#81	Zachary Slater	ITE	10	1:14.761	19:04.552	1:51.497	Porsche 944 T	
7	#24	Peter (Tony) Lewis	T2	10	1:15.651	19:05.442	1:49.955	Chevrolet Carr	Taknology. M+A Auto S
8	#27	David Burke	GT3	10	1:45.920	19:35.711	1:55.301	Porsche 944/B	Marty's Buick GMC
9	#5	Brian Licklider	AS	10	1:46.572	19:36.363	1:55.434	Ford Mustang/	Hartman driveshaft
10	#47	A. Sterling Cole	EP	9	1 Lap	18:10.273	1:56.133	Mazda RX3/Ye	Wankel Works Racete
11	#17	James Jost	GT1	4	6 Laps	8:03.186	1:54.527	Ford thunderb	Jost Iron Works
12	#18	Kurt Smith	ITE	3	7 Laps	7:02.309	2:03.220	Porsche 914-6	Thanks Dad!

Announcements

New Track Record (1:46.755) for T1 by Eric Thompson.
 New Track Record (1:55.301) for GT3 by David Burke.
 Time Prov 1638 Time Final 1711

Margin of Victory	Avg. Speed	Best Lap Tm	Best Speed	Best Lap by
5.374	77.398	1:45.768	78.285	#80 - Maurizio Cerasoli

Joshua Underwood, Chief of Timing & Scoring

Orbits

Kathy Barnes, Chief Steward / Earl Hurlbut, Chairman SOM

www.mylaps.com
 Licensed to: NEDiv



New England Region
NERRC Kickoff Weekend
Official Contingency Results



NERRC Kickoff Weekend

Sorted on Laps

Grp 7 - GT1-2-3, EP, SPO, AS, T1-2, ITE

Palmer Motorsports Park 2.300 miles

Race 3 #16-RQ-4241-S

2016-05-07 15:30

Race (16:00 and 1 Laps) started at 16:18:08

Pos	No.	Name	Class	Laps	Diff	Total Tm	Best Tm	Make-Model	Sponsor
AS									
1	#5	Brian Licklider	AS	10		19:36.363	1:55.434	Ford Mustang/	Hartman driveshaft
EP									
1	#47	A. Sterling Cole	EP	9		18:10.273	1:56.133	Mazda RX3/Ye	Wankel Works Racetel
GT1									
1	#17	James Jost	GT1	4		8:03.186	1:54.527	Ford thunderb	Jost Iron Works
GT2									
1	#80	Maurizio Cerasoli	GT2	10		17:49.791	1:45.768	Porsche 944 Ti	MCRacing
GT3									
1	#27	David Burke	GT3	10		19:35.711	1:55.301	Porsche 944/B	Marty's Buick GMC
ITE									
1	#35	Anthony Kalkandis	ITE	10		18:18.934	1:46.910	Porsche 944 Ti	Rennmeister
2	#59	Michael Goulde	ITE	10	1.144	18:20.078	1:48.869	BMW 328is/Blk	
3	#54	Jeff Campbell	ITE	10	45.167	19:04.101	1:51.983	Porsche 964/C	
4	#81	Zachary Slater	ITE	10	45.618	19:04.552	1:51.497	Porsche 944 Ti	
5	#18	Kurt Smith	ITE	3	7 Laps	7:02.309	2:03.220	Porsche 914-6	Thanks Dad!
T1									
1	#37	Eric Thompson	T1	10		17:55.165	1:46.755	Mazda MIATA/	FLATOUT MOTORSPOR
T2									
1	#24	Peter (Tony) Lewis	T2	10		19:05.442	1:49.955	Chevrolet Carr	Taknology. M+A Auto S

Announcements

New Track Record (1:46.755) for T1 by Eric Thompson.
 New Track Record (1:55.301) for GT3 by David Burke.
 Time Prov 1638 Time Final 1711

Margin of Victory	Avg. Speed	Best Lap Tm	Best Speed	Best Lap by
5.374	77.398	1:45.768	78.285	#80 - Maurizio Cerasoli

Joshua Underwood, Chief of Timing & Scoring

Orbits

Kathy Barnes, Chief Steward / Earl Hurlbut, Chairman SOM

www.mylaps.com
 Licensed to: NEDiv

NERRC Kickoff Weekend

Lapchart


Grp 7 - GT1-2-3, EP, SPO, AS, T1-2, ITE

Palmer Motorsports Park 2.300 miles

Race 3 #16-RQ-4241-S

2016-05-07 15:30

Race (16:00 and 1 Laps) started at 16:18:08



Competitors	Laps											
	0	1	2	3	4	5	6	7	8	9	10	
Anthony Kalkandis (#35)	1	#35	#37	#37	#37	#37	#37	#37	#80	#80	#80	#80
Eric Thompson (#37)	2	#37	#80	#80	#80	#80	#80	#80	#37	#37	#37	#37
Michael Goulde (#59)	3	#59	#35	#35	#35	#35	#35	#35	#35	#35	#35	#35
Jeff Campbell (#54)	4	#54	#59	#59	#59	#59	#59	#59	#59	#59	#59	#59
Maurizio Cerasoli (#80)	5	#80	#54	#54	#54	#54	#54	#54	#54	#54	#54	#54
David Burke (#27)	6	#27	#5	#5	#81	#81	#81	#81	#81	#81	#81	#81
A. Sterling Cole (#47)	7	#47	#81	#81	#5	#5	#24	#24	#24	#24	#24	#24
Brian Licklider (#5)	8	#5	#47	#47	#24	#24	#5	#5	#5	#5	#5	#27
Kurt Smith (#18)	9	#18	#27	#27	#27	#27	#27	#27	#27	#27	#27	#5
Zachary Slater (#81)	10	#81	#18	#24	#17	#17	#47	#47	#47	#47	#47	
Peter (Tony) Lewis (#24)	11	#24	#24	#18	#47	#47						
James Jost (#17)	12	#17	#17	#17	#18							



New England Region NERRC Kickoff Weekend Official Contingency Results



NERRC Kickoff Weekend

Grp 7 - GT1-2-3, EP, SPO, AS, T1-2, ITE

Palmer Motorsports Park 2.300 miles

Race 3 #16-RQ-4241-S

2016-05-07 15:30

Race (16:00 and 1 Laps) started at 16:18:08

<u>(#80) Maurizio Cerasoli</u>		
1	1:51.562	+5.794
2	1:46.687	+0.919
3	1:47.413	+1.645
4	1:45.768	
5	1:46.030	+0.262
6	1:46.781	+1.013
7	1:46.122	+0.354
8	1:45.924	+0.156
9	1:46.417	+0.649
10	1:46.255	+0.487

<u>(#37) Eric Thompson</u>		
1	1:50.406	+3.651
2	1:46.755	
3	1:46.813	+0.058
4	1:47.079	+0.324
5	1:46.784	+0.029
6	1:47.108	+0.353
7	1:47.697	+0.942
8	1:47.249	+0.494
9	1:48.141	+1.386
10	1:47.082	+0.327

<u>(#35) Anthony Kalkandis</u>		
1	1:53.767	+6.857
2	1:47.847	+0.937
3	1:46.910	
4	1:47.216	+0.306
5	1:47.288	+0.378
6	1:49.553	+2.643
7	1:48.059	+1.149
8	1:49.088	+2.178
9	1:51.565	+4.655
10	1:57.641	+10.731

<u>(#59) Michael Goulde</u>		
1	1:54.490	+5.621
2	1:48.869	
3	1:49.496	+0.627
4	1:49.662	+0.793
5	1:49.589	+0.720
6	1:49.509	+0.640
7	1:50.192	+1.323
8	1:49.567	+0.698
9	1:49.585	+0.716
10	1:48.881	+0.012

<u>(#54) Jeff Campbell</u>		
1	1:58.097	+6.114
2	1:54.954	+2.971
3	1:56.765	+4.782
4	1:55.138	+3.155
5	1:54.145	+2.162
6	1:53.655	+1.672
7	1:52.917	+0.934
8	1:52.470	+0.487
9	1:53.251	+1.268
10	1:51.983	

<u>(#81) Zachary Slater</u>		
1	2:01.018	+9.521
2	1:56.268	+4.771
3	1:56.890	+5.393
4	1:53.356	+1.859
5	1:51.497	
6	1:53.053	+1.556
7	1:52.853	+1.356
8	1:52.405	+0.908
9	1:53.226	+1.729
10	1:52.154	+0.657

<u>(#18) Kurt Smith</u>		
1	2:03.608	+0.388
2	2:03.220	
3	2:53.937	+50.717

<u>(#24) Peter (Tony) Lewis</u>		
1	2:03.205	+13.250
2	2:02.398	+12.443
3	1:55.275	+5.320
4	1:53.933	+3.978
5	1:53.449	+3.494
6	1:50.672	+0.717
7	1:50.172	+0.217
8	1:49.955	
9	1:51.585	+1.630
10	1:52.833	+2.878

<u>(#27) David Burke</u>		
1	2:03.399	+8.098
2	2:02.847	+7.546
3	1:57.810	+2.509
4	1:56.325	+1.024
5	1:55.973	+0.672
6	1:56.024	+0.723
7	1:56.070	+0.769
8	1:55.301	
9	1:55.316	+0.015
10	1:55.730	+0.429

<u>(#5) Brian Licklider</u>		
1	1:59.062	+3.628
2	1:57.828	+2.394
3	1:59.879	+4.445
4	1:58.491	+3.057
5	1:58.199	+2.765
6	1:55.989	+0.555
7	1:55.434	
8	1:55.511	+0.077
9	1:56.529	+1.095
10	1:58.193	+2.759

<u>(#47) A. Sterling Cole</u>		
1	2:01.965	+5.832
2	2:03.158	+7.025
3	2:03.633	+7.500
4	2:01.991	+5.858
5	2:02.553	+6.420
6	2:02.834	+6.701
7	1:59.574	+3.441
8	1:57.348	+1.215
9	1:56.133	

<u>(#17) James Jost</u>		
1	2:03.467	+8.940
2	2:03.256	+8.729
3	1:59.836	+5.309

Joshua Underwood, Chief of Timing & Scoring

Kathy Barnes, Chief Steward / Earl Hurlbut, Chairman SOM

Orbits

www.mylaps.com
Licensed to: NEDiv



**New England Region
NERRC Kickoff Weekend
Official Contingency Results**



NERRC Kickoff Weekend

Sorted on Best Lap time

Grp 7 - GT1-2-3, EP, SPO, AS, T1-2, ITE

Palmer Motorsports Park 2.300 miles

Race 3 #16-RQ-4241-S

2016-05-07 15:30

Race (16:00 and 1 Laps) started at 16:18:08

Pos	No.	Name	Class	Best Tm	Diff	Best Speed	In Lap	Make-Model	Sponsor
AS									
1	#5	Brian Licklider	AS	1:55.434		71.729	7	Ford Mustang/Red	Hartman driveshaft
EP									
1	#47	A. Sterling Cole	EP	1:56.133		71.298	9	Mazda RX3/Yellow	Wankel Works Rac
GT1									
1	#17	James Jost	GT1	1:54.527		72.297	4	Ford thunderbird/w	Jost Iron Works
GT2									
1	#80	Maurizio Cerasoli	GT2	1:45.768		78.285	4	Porsche 944 Turbo,	MCRacing
GT3									
1	#27	David Burke	GT3	1:55.301		71.812	8	Porsche 944/Blue	Marty's Buick GMC
ITE									
1	#35	Anthony Kalkandis	ITE	1:46.910		77.448	3	Porsche 944 Turbo,	Rennmeister
2	#59	Michael Goulde	ITE	1:48.869	1.959	76.055	2	BMW 328is/Black	
3	#81	Zachary Slater	ITE	1:51.497	4.587	74.262	5	Porsche 944 Turbo,	
4	#54	Jeff Campbell	ITE	1:51.983	5.073	73.940	10	Porsche 964/Grey	
5	#18	Kurt Smith	ITE	2:03.220	16.310	67.197	2	Porsche 914-6GT/C	Thanks Dad!
T1									
1	#37	Eric Thompson	T1	1:46.755		77.561	2	Mazda MIATA/BLAC	FLATOUT MOTORS
T2									
1	#24	Peter (Tony) Lewis	T2	1:49.955		75.304	8	Chevrolet Camaro/I	Taknology. M+A Au

Announcements

New Track Record (1:46.755) for T1 by Eric Thompson.

New Track Record (1:55.301) for GT3 by David Burke.

Time Prov 1638 Time Final 1711

Joshua Underwood, Chief of Timing & Scoring

Orbits

Kathy Barnes, Chief Steward / Earl Hurlbut, Chairman SOM

www.mylaps.com

Licensed to: NEDiv



**New England Region
NERRC Kickoff Weekend
Official Contingency Results**



NERRC Kickoff Weekend

Sorted on Laps

Grp 8 - ITB, ITR, ITS, T4, ITEZ

Palmer Motorsports Park 2.300 miles

Race 3 #16-RQ-4241-S

2016-05-07 15:55

Race (16:00 and 1 Laps) started at 16:50:41

Pos	No.	Name	Class	Laps	Diff	Total Tm	Best Tm	Make-Model	Sponsor
1	#73	Mark Ketenci	ITR	10		18:05.602	1:46.763	BMW 328 ci/bl	3D Autoworks
2	#17	Mark Gregory	ITS	10	26.918	18:32.520	1:50.081	Mazda Miata/F	Rosmar Racing
3	#77	J T Coupal	ITS	10	38.065	18:43.667	1:51.205	Mazda Miata/E	Flatout Motorsports MI
4	#7	Jared Lendrum	T4	10	43.393	18:48.995	1:52.068	Subaru BRZ/Bi	North Country Subaru
5	#56	Mike Frost	ITR	10	43.394	18:48.996	1:51.207	BMW 328i/Gre	Vermont Eco Floors
6	#29	Domenic Crugnale	ITR	10	45.151	18:50.753	1:51.204	BMW 325is/wf	
7	#44	Joe Stadelmann	ITS	10	56.463	19:02.065	1:52.278	Porsche 944S/	
8	#31	Jacob Hart	ITB	10	1:17.601	19:23.203	1:54.375	Volkswagen G	Precision Motorsports
9	#72	Peter A Lombardo	ITEZ	10	1:22.515	19:28.117	1:54.384	Fiat Abarth/Re	Lombardo Motorcars
10	#47	John Tirrell	ITEZ	10	1:25.326	19:30.928	1:54.907	Fiat 500 Abart	
11	#95	Kenneth Payson	T4	10	1:25.429	19:31.031	1:51.378	Mazda Miata/r	Hoosier Red Line Oil F
12	#2	Nat Wentworth	ITB	10	1:32.586	19:38.188	1:56.522	Volkswagen G	Eriksson Industries
13	#3	Brian Bagnall	ITR	9	1 Lap	18:09.086	1:59.029	Chevrolet Cor	Brian Bagnall Construct
14	#176	Alex Hollenbeck	ITS	9	1 Lap	19:30.605	2:06.633	Datsun 280Z/f	
15	#65	Paul Curran	ITB	2	8 Laps	4:35.038	2:04.029	Honda civic ht	

Not classified

DNS	#15	Douglas Fisher	ITS		DNS			Mazda Miata/t	Father Daughter Racing
DNS	#46	Russ Jones	ITR		DNS			Porsche 944S2	

Announcements

- New Track Record (1:50.081) for ITS by Mark Gregory.
- New Track Record (1:51.378) for T4 by Kenneth Payson.
- New Track Record (1:54.384) for ITEZ by Peter A Lombardo.
- Time Prov 1711 Time Final 1741

Margin of Victory	Avg. Speed	Best Lap Tm	Best Speed	Best Lap by
26.918	76.271	1:46.763	77.555	#73 - Mark Ketenci

Joshua Underwood, Chief of Timing & Scoring

Orbits

Kathy Barnes, Chief Steward / Earl Hurlbut, Chairman SOM

www.mylaps.com
Licensed to: NEDiv



New England Region
NERRC Kickoff Weekend
Official Contingency Results



NERRC Kickoff Weekend

Sorted on Laps

Grp 8 - ITB, ITR, ITS, T4, ITEZ

Palmer Motorsports Park 2.300 miles

Race 3 #16-RQ-4241-S

2016-05-07 15:55

Race (16:00 and 1 Laps) started at 16:50:41

Pos	No.	Name	Class	Laps	Diff	Total Tm	Best Tm	Make-Model	Sponsor
ITB									
1	#31	Jacob Hart	ITB	10		19:23.203	1:54.375	Volkswagen Gi	Precision Motorsports
2	#2	Nat Wentworth	ITB	10	14.985	19:38.188	1:56.522	Volkswagen Gi	Eriksson Industries
3	#65	Paul Curran	ITB	2	8 Laps	4:35.038	2:04.029	Honda civic ht	
ITEZ									
1	#72	Peter A Lombardo	ITEZ	10		19:28.117	1:54.384	Fiat Abarth/Re	Lombardo Motorcars
2	#47	John Tirrell	ITEZ	10	2.811	19:30.928	1:54.907	Fiat 500 Abart	
ITR									
1	#73	Mark Ketenci	ITR	10		18:05.602	1:46.763	BMW 328 ci/bl	3D Autoworks
2	#56	Mike Frost	ITR	10	43.394	18:48.996	1:51.207	BMW 328i/Gre	Vermont Eco Floors
3	#29	Domenic Crugnale	ITR	10	45.151	18:50.753	1:51.204	BMW 325is/wt	
4	#3	Brian Bagnall	ITR	9	1 Lap	18:09.086	1:59.029	Chevrolet Cor	Brian Bagnall Construct
Not classified									
DNS	#46	Russ Jones	ITR		DNS			Porsche 944S2	
ITS									
1	#17	Mark Gregory	ITS	10		18:32.520	1:50.081	Mazda Miata/F	Rosmar Racing
2	#77	J T Coupal	ITS	10	11.147	18:43.667	1:51.205	Mazda Miata/E	Flatout Motorsports Mi
3	#44	Joe Stadelmann	ITS	10	29.545	19:02.065	1:52.278	Porsche 944S/	
4	#176	Alex Hollenbeck	ITS	9	1 Lap	19:30.605	2:06.633	Datsun 280Z/f	
Not classified									
DNS	#15	Douglas Fisher	ITS		DNS			Mazda Miata/t	Father Daughter Racinq
T4									
1	#7	Jared Lendrum	T4	10		18:48.995	1:52.068	Subaru BRZ/B	North Country Subaru
2	#95	Kenneth Payson	T4	10	42.036	19:31.031	1:51.378	Mazda Miata/r	Hoosier Red Line Oil F

Announcements

New Track Record (1:50.081) for ITS by Mark Gregory.
 New Track Record (1:51.378) for T4 by Kenneth Payson.
 New Track Record (1:54.384) for ITEZ by Peter A Lombardo.
 Time Prov 1711 Time Final 1741

Margin of Victory	Avg. Speed	Best Lap Tm	Best Speed	Best Lap by
26.918	76.271	1:46.763	77.555	#73 - Mark Ketenci

Joshua Underwood, Chief of Timing & Scoring

Orbits

Kathy Barnes, Chief Steward / Earl Hurlbut, Chairman SOM

www.mylaps.com
 Licensed to: NEDiv

NERRC Kickoff Weekend

Lapchart


Grp 8 - ITB, ITR, ITS, T4, ITEZ

Palmer Motorsports Park 2.300 miles

Race 3 #16-RQ-4241-S

2016-05-07 15:55

Race (16:00 and 1 Laps) started at 16:50:41



Competitors	Laps											
	0	1	2	3	4	5	6	7	8	9	10	
Mark Ketenci (#73)	1	#73	#73	#73	#73	#73	#73	#73	#73	#73	#73	#73
J T Coupal (#77)	2	#77	#7	#7	#7	#7	#7	#17	#17	#17	#17	#17
Mark Gregory (#17)	3	#17	#17	#17	#17	#17	#7	#7	#77	#77	#77	#77
Jared Lendrum (#7)	4	#7	#56	#77	#77	#77	#77	#77	#7	#7	#7	#7
Mike Frost (#56)	5	#56	#77	#56	#56	#56	#56	#56	#56	#56	#56	#56
Nat Wentworth (#2)	6	#2	#44	#44	#44	#44	#29	#29	#29	#29	#29	#29
Joe Stadelmann (#44)	7	#44	#29	#29	#29	#29	#44	#44	#44	#44	#44	#44
Jacob Hart (#31)	8	#31	#2	#2	#31	#31	#31	#31	#31	#31	#31	#31
John Tirrell (#47)	9	#47	#72	#72	#72	#2	#2	#72	#72	#72	#72	#72
Peter A Lombardo (#72)	10	#72	#31	#47	#31	#72	#72	#2	#47	#47	#47	#47
Domenic Crugnale (#29)	11	#29	#3	#31	#47	#47	#47	#47	#2	#95	#95	#95
Alex Hollenbeck (#176)	12	#176	#47	#3	#3	#3	#95	#95	#95	#2	#2	#2
Brian Bagnall (#3)	13	#3	#65	#95	#95	#95	#3	#3	#3	#3	#3	#3
Paul Curran (#65)	14	#65	#176	#176	#176	#176	#176	#176	#176	#176	#176	#176
Kenneth Payson (#95)	15	#95	#95	#65								
-	16											
-	17											



New England Region NERRC Kickoff Weekend Official Contingency Results



NERRC Kickoff Weekend

Grp 8 - ITB, ITR, ITS, T4, ITEZ

Palmer Motorsports Park 2.300 miles

Race 3 #16-RQ-4241-S

2016-05-07 15:55

Race (16:00 and 1 Laps) started at 16:50:41

(#73) Mark Ketenci			1	1:59.623	+8.419	3	1:51.495	+0.117
1	1:49.302	+2.539	2	1:53.089	+1.885	4	1:52.134	+0.756
2	1:46.763		3	1:52.116	+0.912	5	1:57.380	+6.002
3	1:47.211	+0.448	4	1:51.805	+0.601	6	1:51.378	
4	1:48.679	+1.916	5	1:52.338	+1.134	7	1:54.109	+2.731
5	1:48.620	+1.857	6	1:51.583	+0.379	8	1:54.786	+3.408
6	1:48.931	+2.168	7	1:52.185	+0.981	9	1:57.911	+6.533
7	1:49.009	+2.246	8	1:52.958	+1.754	10	1:52.468	+1.090
8	1:49.021	+2.258	9	1:51.996	+0.792	(#2) Nat Wentworth		
9	1:48.745	+1.982	10	1:51.204		1	2:00.927	+4.405
10	1:49.321	+2.558	(#44) Joe Stadelmann			2	1:57.703	+1.181
(#17) Mark Gregory			1	1:57.983	+5.705	3	1:58.118	+1.596
1	1:53.774	+3.693	2	1:53.568	+1.290	4	1:56.922	+0.400
2	1:50.728	+0.647	3	1:53.279	+1.001	5	1:56.522	
3	1:50.805	+0.724	4	1:52.278		6	1:56.982	+0.460
4	1:50.081		5	1:54.201	+1.923	7	1:57.725	+1.203
5	1:50.460	+0.379	6	1:52.474	+0.196	8	1:57.207	+0.685
6	1:51.135	+1.054	7	1:54.973	+2.695	9	1:57.198	+0.676
7	1:51.939	+1.858	8	1:54.770	+2.492	10	1:57.959	+1.437
8	1:51.504	+1.423	9	1:54.414	+2.136	(#3) Brian Bagnall		
9	1:51.096	+1.015	10	1:53.046	+0.768	1	2:02.089	+3.060
10	1:50.444	+0.363	(#31) Jacob Hart			2	1:59.603	+0.574
(#77) J T Coupal			1	2:02.707	+8.332	3	1:59.191	+0.162
1	1:56.238	+5.033	2	1:58.899	+4.524	4	1:59.029	
2	1:52.905	+1.700	3	1:56.313	+1.938	5	2:03.307	+4.278
3	1:52.228	+1.023	4	1:55.383	+1.008	6	2:01.932	+2.903
4	1:52.100	+0.895	5	1:54.927	+0.552	7	2:00.296	+1.267
5	1:51.692	+0.487	6	1:54.836	+0.461	8	2:00.345	+1.316
6	1:51.855	+0.650	7	1:54.375		9	2:00.911	+1.882
7	1:51.205		8	1:54.512	+0.137	(#176) Alex Hollenbeck		
8	1:51.378	+0.173	9	1:54.418	+0.043	1	2:14.064	+7.431
9	1:51.794	+0.589	10	1:55.650	+1.275	2	2:08.632	+1.999
10	1:51.822	+0.617	(#72) Peter A Lombardo			3	2:07.416	+0.783
(#7) Jared Lendrum			1	2:01.952	+7.568	4	2:10.475	+3.842
1	1:53.040	+0.972	2	1:58.700	+4.316	5	2:11.518	+4.885
2	1:50.042	-2.026	3	1:56.126	+1.742	6	2:09.980	+3.347
3	1:52.068		4	1:58.059	+3.675	7	2:11.710	+5.077
4	1:49.332	-2.736	5	1:54.953	+0.569	8	2:06.633	
5	1:51.209	-0.859	6	1:55.032	+0.648	9	2:08.155	+1.522
6	1:54.759	+2.691	7	1:55.662	+1.278	(#65) Paul Curran		
7	1:54.305	+2.237	8	1:55.582	+1.198	1	2:04.029	
8	1:54.795	+2.727	9	1:54.384		2	2:28.620	+24.591
9	1:55.318	+3.250	10	1:56.148	+1.764	(#47) John Tirrell		
10	1:53.417	+1.349	1	2:03.559	+8.652	1	2:21.865	+30.487
(#56) Mike Frost			2	1:57.466	+2.559	2	1:52.727	+1.349
1	1:55.407	+4.200	3	1:57.366	+2.459	(#95) Kenneth Payson		
2	1:53.632	+2.425	4	1:56.802	+1.895			
3	1:53.817	+2.610	5	1:55.518	+0.611			
4	1:52.847	+1.640	6	1:56.866	+1.959			
5	1:51.969	+0.762	7	1:55.421	+0.514			
6	1:51.207		8	1:55.614	+0.707			
7	1:52.434	+1.227	9	1:54.907				
8	1:52.780	+1.573	10	1:55.912	+1.005			
9	1:52.365	+1.158						
10	1:51.827	+0.620						
(#29) Domenic Crugnale								

Joshua Underwood, Chief of Timing & Scoring

Orbits

Kathy Barnes, Chief Steward / Earl Hurlbut, Chairman SOM

www.mylaps.com
Licensed to: NEDiv



**New England Region
NERRC Kickoff Weekend
Official Contingency Results**



NERRC Kickoff Weekend

Sorted on Best Lap time

Grp 8 - ITB, ITR, ITS, T4, ITEZ

Palmer Motorsports Park 2.300 miles

Race 3 #16-RQ-4241-S

2016-05-07 15:55

Race (16:00 and 1 Laps) started at 16:50:41

Pos	No.	Name	Class	Best Tm	Diff	Best Speed	In Lap	Make-Model	Sponsor
ITB									
1	#31	Jacob Hart	ITB	1:54.375		72.393	7	Volkswagen Golf/Ye	Precision Motorspo
2	#2	Nat Wentworth	ITB	1:56.522	2.147	71.060	5	Volkswagen Golf/Bl	Eriksson Industries
3	#65	Paul Curran	ITB	2:04.029	9.654	66.759	1	Honda civic hb/whi	
ITEZ									
1	#72	Peter A Lombardo	ITEZ	1:54.384		72.388	9	Fiat Abarth/Red	Lombardo Motorca
2	#47	John Tirrell	ITEZ	1:54.907	0.523	72.058	9	Fiat 500 Abarth/Wf	
ITR									
1	#73	Mark Ketenci	ITR	1:46.763		77.555	2	BMW 328 ci/blue	3D Autoworks
2	#29	Domenic Crugnale	ITR	1:51.204	4.441	74.458	10	BMW 325is/white	
3	#56	Mike Frost	ITR	1:51.207	4.444	74.456	6	BMW 328i/Green	Vermont Eco Floor:
4	#3	Brian Bagnall	ITR	1:59.029	12.266	69.563	4	Chevrolet Corvette,	Brian Bagnall Cons
Not classified									
DNS	#46	Russ Jones	ITR			-	0	Porsche 944S2/red	
ITS									
1	#17	Mark Gregory	ITS	1:50.081		75.217	4	Mazda Miata/Red/v	Rosmar Racing
2	#77	J T Coupal	ITS	1:51.205	1.124	74.457	7	Mazda Miata/Blu/Bl	Flatout Motorsport:
3	#44	Joe Stadelmann	ITS	1:52.278	2.197	73.746	4	Porsche 944S/Oran	
4	#176	Alex Hollenbeck	ITS	2:06.633	16.552	65.386	8	Datsun 280Z/Red	
Not classified									
DNS	#15	Douglas Fisher	ITS			-	0	Mazda Miata/blue/y	Father Daughter R:
T4									
1	#95	Kenneth Payson	T4	1:51.378		74.341	6	Mazda Miata/red	Hoosier Red Line (
2	#7	Jared Lendrum	T4	1:52.068	0.690	73.884	3	Subaru BRZ/Black	North Country Sub:

Announcements

- New Track Record (1:50.081) for ITS by Mark Gregory.
- New Track Record (1:51.378) for T4 by Kenneth Payson.
- New Track Record (1:54.384) for ITEZ by Peter A Lombardo.
- Time Prov 1711 Time Final 1741

Joshua Underwood, Chief of Timing & Scoring

Orbits

Kathy Barnes, Chief Steward / Earl Hurlbut, Chairman SOM

www.mylaps.com
Licensed to: NEDiv