



New England Region NERRC Memorial Day Weekend Qualifying Result



Memorial Day Weekend Regionals and CRE

Sorted on Best Lap time

Grp 1 - GT1-2-3, AS, T1-2, ITE-R-S

New Hampshire Mtr Spdway S/F 1.600 miles

Qual

2016-05-28 08:15

Qualifying started at 8:15:12

Pos	No.	Name	Class	Best Tm	Diff	Best Speed	In Lap	Make-Model	Sponsor
1	#38	John Branscombe	GT1	1:08.213		84.441	3	Chevrolet Corvette,	Colony Used Auto I
2	#42	Michael Lavigne	T2	1:10.687	2.474	81.486	4	Ford Mustang GT/S	Auto Re-Nu-It Autc
3	#80	Maurizio Cerasoli	GT2	1:11.351	3.138	80.728	8	Porsche 944 Turbo,	MCRacing
4	#27	Anthony Serra	ITR	1:12.573	4.360	79.368	3	BMW 328i/Blue	Autotechnic/Mecca
5	#73	Mark Ketenci	ITR	1:13.606	5.393	78.254	6	BMW 328 ci/blue	3D Autoworks
6	#5	Bob Demers	T2	1:13.849	5.636	77.997	4	Pontiac Solstice/yel	MidWay Buick GMC
7	#24	Tony Lewis	T2	1:13.887	5.674	77.957	3	Chevrolet Camaro/I	Taknology. M+A Au
8	#64	Robert Tucker	ITE	1:14.171	5.958	77.658	6	Porsche 911/Green	
9	#81	Zachary Slater	ITE	1:15.053	6.840	76.746	5	Porsche 944 Turbo,	
10	#14	Glenn Lawton	ITS	1:15.431	7.218	76.361	7	Mazda RX-7/white/	Granite State Manu
11	#46	Russ Jones	ITR	1:15.495	7.282	76.296	5	Porsche 944S2/red	
12	#77	Mark Gregory	ITS	1:15.613	7.400	76.177	15	Mazda Miata/Red/v	Rosmar Racing
13	#9	Mark Wheaton	AS	1:16.493	8.280	75.301	4	Ford Mustang/Orar	Vortex Motors
14	#10	Matt Miskoe	ITS	1:16.571	8.358	75.224	13	Mazda Miata/Blue/!	WhoopAss Race Fu
15	#29	Domenic Crugnale	ITR	1:16.689	8.476	75.109	8	BMW 325is/white	Scuderia GTJ Moto
16	#17	J T Coupal	ITS	1:16.916	8.703	74.887	4	Mazda Miata/Blu/Bl	Flatout Motorsport
17	#44	Joe Stadelmann	ITS	1:17.130	8.917	74.679	6	Porsche 944S/Oran	
18	#50	Stephen Blethen	ITR	1:17.154	8.941	74.656	8	Mazda RX8/Blue/Gi	RSTPerformance.cc
19	#51	Raymond Blethen	ITR	1:18.485	10.272	73.390	14	Mazda RX8/Blue/Oi	RST Performance F
20	#56	Mike Frost	ITR	1:18.634	10.421	73.251	5	BMW 328i/Green	Vermont Eco Floor
21	#3	Brian Bagnall	ITR	1:19.049	10.836	72.866	5	Chevrolet Corvette,	Brian Bagnall Cons
22	#02	Suzy Hiniker	ITR	1:21.895	13.682	70.334	10	BMW E36/Maroon	TheAutoBlonde.cor
23	#127	David Burke	GT3	1:22.369	14.156	69.929	2	Porsche 944/Blue	Marty's Buick GMC

Joshua Underwood, Chief of Timing & Scoring

Orbits

Bob Introne, Chief Steward / Jack Hanifan, Chairman SOM

www.mylaps.com

Licensed to: NEDiv



New England Region NERRC Memorial Day Weekend Qualifying Result



Memorial Day Weekend Regionals and CRE

Grp 1 - GT1-2-3, AS, T1-2, ITE-R-S

New Hampshire Mtr Spdwy S/F 1.600 miles

Qual

2016-05-28 08:15

Qualifying started at 8:15:12

Lap	Lap Tm	Diff	Time of Day
(#38) John Branscombe			
1	1:30.231	+22.018	8:17:26.246
2	1:09.100	+0.887	8:18:35.346
3	1:08.213		8:19:43.559
4	1:08.263	+0.050	8:20:51.822
p5	1:29.215	+21.002	8:22:21.037
(#42) Michael Lavigne			
1	1:30.112	+19.425	8:17:26.995
2	1:11.232	+0.545	8:18:38.227
3	1:10.847	+0.160	8:19:49.074
4	1:10.687		8:20:59.761
5	1:11.822	+1.135	8:22:11.583
p6	2:34.900	+1:24.213	8:24:46.483
(#80) Maurizio Cerasoli			
1	1:25.120	+13.769	8:16:46.517
2	1:14.468	+3.117	8:18:00.985
3	1:15.239	+3.888	8:19:16.224
4	1:12.249	+0.898	8:20:28.473
5	1:13.910	+2.559	8:21:42.383
6	1:12.804	+1.453	8:22:55.187
7	1:12.541	+1.190	8:24:07.728
8	1:11.351		8:25:19.079
9	1:11.641	+0.290	8:26:30.720
10	1:12.360	+1.009	8:27:43.080
11	1:11.910	+0.559	8:28:54.990
p12	1:24.239	+12.888	8:30:19.229
(#27) Anthony Serra			
1	1:30.472	+17.899	8:16:42.857
2	1:13.504	+0.931	8:17:56.361
3	1:12.573		8:19:08.934
4	1:13.983	+1.410	8:20:22.917
5	1:15.715	+3.142	8:21:38.632
6	1:22.067	+9.494	8:23:00.699
7	1:14.806	+2.233	8:24:15.505
8	1:13.054	+0.481	8:25:28.559
(#73) Mark Ketenci			
1	1:26.685	+13.079	8:16:45.009
2	1:16.220	+2.614	8:18:01.229
3	1:14.877	+1.271	8:19:16.106
4	1:16.972	+3.366	8:20:33.078
5	1:13.739	+0.133	8:21:46.817
6	1:13.606		8:23:00.423
7	1:14.694	+1.088	8:24:15.117
8	1:14.216	+0.610	8:25:29.333
p9	1:28.573	+14.967	8:26:57.906
(#5) Bob Demers			
1	1:23.361	+9.512	8:16:47.885
2	1:17.284	+3.435	8:18:05.169
3	1:16.640	+2.791	8:19:21.809
4	1:13.849		8:20:35.658
5	1:14.969	+1.120	8:21:50.627
6	1:14.948	+1.099	8:23:05.575
7	1:14.348	+0.499	8:24:19.923
8	1:14.962	+1.113	8:25:34.885

Lap	Lap Tm	Diff	Time of Day
(#24) Tony Lewis			
1	1:22.914	+9.027	8:16:59.783
2	1:20.410	+6.523	8:18:20.193
3	1:13.887		8:19:34.080
4	1:14.293	+0.406	8:20:48.373
5	1:15.874	+1.987	8:22:04.247
6	1:14.148	+0.261	8:23:18.395
p7	1:49.113	+35.226	8:25:07.508
(#64) Robert Tucker			
1	1:22.236	+8.065	8:16:47.319
2	1:16.791	+2.620	8:18:04.110
3	1:14.543	+0.372	8:19:18.653
4	1:16.218	+2.047	8:20:34.871
5	1:14.876	+0.705	8:21:49.747
6	1:14.171		8:23:03.918
7	1:14.822	+0.651	8:24:18.740
(#81) Zachary Slater			
1	1:24.270	+9.217	8:17:20.894
2	1:20.285	+5.232	8:18:41.179
3	1:17.845	+2.792	8:19:59.024
4	1:15.332	+0.279	8:21:14.356
5	1:15.053		8:22:29.409
6	1:15.291	+0.238	8:23:44.700
7	1:15.743	+0.690	8:25:00.443
8	1:15.428	+0.375	8:26:15.871
9	1:15.781	+0.728	8:27:31.652
(#14) Glenn Lawton			
1	1:43.088	+27.657	8:17:48.015
2	1:17.355	+1.924	8:19:05.370
3	1:17.260	+1.829	8:20:22.630
4	1:16.059	+0.628	8:21:38.689
5	1:15.660	+0.229	8:22:54.349
6	1:16.709	+1.278	8:24:11.058
7	1:15.431		8:25:26.489
8	1:16.319	+0.888	8:26:42.808
9	1:15.569	+0.138	8:27:58.377
10	1:16.488	+1.057	8:29:14.865
11	1:16.496	+1.065	8:30:31.361
p12	1:46.385	+30.954	8:32:17.746
(#46) Russ Jones			
1	1:27.013	+11.518	8:16:46.580
2	1:16.230	+0.735	8:18:02.810
3	1:22.796	+7.301	8:19:25.606
4	1:16.090	+0.595	8:20:41.696
5	1:15.495		8:21:57.191
6	1:17.216	+1.721	8:23:14.407
7	1:17.625	+2.130	8:24:32.032
8	1:16.214	+0.719	8:25:48.246
p9	1:46.582	+31.087	8:27:34.828
(#77) Mark Gregory			
1	1:25.145	+9.532	8:16:45.874
2	1:18.216	+2.603	8:18:04.090
3	1:17.575	+1.962	8:19:21.665
4	1:16.448	+0.835	8:20:38.113
5	1:17.796	+2.183	8:21:55.909
6	1:22.021	+6.408	8:23:17.930

Lap	Lap Tm	Diff	Time of Day
7	1:25.270	+9.657	8:24:43.200
8	1:16.324	+0.711	8:25:59.524
9	1:16.284	+0.671	8:27:15.808
10	1:15.929	+0.316	8:28:31.737
11	1:15.706	+0.093	8:29:47.443
12	1:15.771	+0.158	8:31:03.214
13	1:15.701	+0.088	8:32:18.915
14	1:15.879	+0.266	8:33:34.794
15	1:15.613		8:34:50.407
(#9) Mark Wheaton			
1	1:31.406	+14.913	8:17:29.610
2	1:18.008	+1.515	8:18:47.618
3	1:18.571	+2.078	8:20:06.189
4	1:16.493		8:21:22.682
5	1:17.382	+0.889	8:22:40.064
6	1:16.661	+0.168	8:23:56.725
7	1:16.891	+0.398	8:25:13.616
8	1:17.081	+0.588	8:26:30.697
9	1:17.667	+1.174	8:27:48.364
10	1:16.867	+0.374	8:29:05.231
p11	1:48.817	+32.324	8:30:54.048
(#10) Matt Miskoe			
1	1:34.205	+17.634	8:17:33.328
2	1:20.252	+3.681	8:18:53.580
3	1:19.153	+2.582	8:20:12.733
4	1:18.625	+2.054	8:21:31.358
5	1:18.798	+2.227	8:22:50.156
6	1:17.610	+1.039	8:24:07.766
7	1:17.331	+0.760	8:25:25.097
8	1:17.450	+0.879	8:26:42.547
9	1:17.170	+0.599	8:27:59.717
10	1:17.397	+0.826	8:29:17.114
11	1:17.721	+1.150	8:30:34.835
12	1:19.141	+2.570	8:31:53.976
13	1:16.571		8:33:10.547
p14	1:37.140	+20.569	8:34:47.687
(#29) Domenic Crugnale			
1	1:26.388	+9.699	8:16:58.006
2	1:17.946	+1.257	8:18:15.952
3	1:17.266	+0.577	8:19:33.218
4	1:17.200	+0.511	8:20:50.418
5	1:17.992	+1.303	8:22:08.410
6	1:17.822	+1.133	8:23:26.232
7	1:17.499	+0.810	8:24:43.731
8	1:16.689		8:26:00.420
9	1:22.742	+6.053	8:27:23.162
(#17) J T Coupal			
1	1:23.335	+6.419	8:16:49.491
2	1:17.385	+0.469	8:18:06.876
3	1:17.274	+0.358	8:19:24.150
4	1:16.916		8:20:41.066
5	1:17.900	+0.984	8:21:58.966
6	1:18.184	+1.268	8:23:17.150
7	1:20.618	+3.702	8:24:37.768
8	1:19.046	+2.130	8:25:56.814
9	1:18.735	+1.819	8:27:15.549
10	1:18.556	+1.640	8:28:34.105

Joshua Underwood, Chief of Timing & Scoring

Orbits

Bob Introne, Chief Steward / Jack Hanifan, Chairman SOM

www.mylaps.com
Licensed to: NEDIV



New England Region NERRC Memorial Day Weekend Qualifying Result



Memorial Day Weekend Regionals and CRE

Grp 1 - GT1-2-3, AS, T1-2, ITE-R-S

New Hampshire Mtr Spdway S/F 1.600 miles

Qual

2016-05-28 08:15

Qualifying started at 8:15:12

Lap	Lap Tm	Diff	Time of Day
11	1:18.526	+1.610	8:29:52.631
12	1:19.394	+2.478	8:31:12.025
13	1:17.580	+0.664	8:32:29.605
14	1:17.904	+0.988	8:33:47.509

(#44) Joe Stadelmann

1	1:31.697	+14.567	8:17:26.566
2	1:19.808	+2.678	8:18:46.374
3	1:21.274	+4.144	8:20:07.648
4	1:18.849	+1.719	8:21:26.497
5	1:17.192	+0.062	8:22:43.689
6	1:17.130		8:24:00.819
7	1:18.132	+1.002	8:25:18.951
8	1:18.219	+1.089	8:26:37.170
9	1:19.222	+2.092	8:27:56.392
10	1:18.551	+1.421	8:29:14.943
11	1:19.552	+2.422	8:30:34.495
12	1:20.990	+3.860	8:31:55.485
p13	3:28.262	+2:11.132	8:35:23.747

(#50) Stephen Blethen

1	1:24.691	+7.537	8:16:58.700
2	1:21.164	+4.010	8:18:19.864
3	1:18.186	+1.032	8:19:38.050
4	1:17.991	+0.837	8:20:56.041
5	1:18.217	+1.063	8:22:14.258
6	1:17.903	+0.749	8:23:32.161
7	1:17.539	+0.385	8:24:49.700
8	1:17.154		8:26:06.854
9	1:18.397	+1.243	8:27:25.251
10	1:20.144	+2.990	8:28:45.395
11	1:18.981	+1.827	8:30:04.376
12	1:34.405	+17.251	8:31:38.781
13	1:17.954	+0.800	8:32:56.735
14	1:22.149	+4.995	8:34:18.884
15	1:18.367	+1.213	8:35:37.251

(#51) Raymond Blethen

1	1:24.437	+5.952	8:16:58.998
2	1:21.043	+2.558	8:18:20.041
3	1:19.035	+0.550	8:19:39.076
4	1:23.096	+4.611	8:21:02.172
5	1:19.288	+0.803	8:22:21.460
6	1:18.769	+0.284	8:23:40.229
7	1:18.741	+0.256	8:24:58.970
8	1:19.096	+0.611	8:26:18.066
9	1:25.176	+6.691	8:27:43.242
10	1:19.408	+0.923	8:29:02.650
11	1:19.423	+0.938	8:30:22.073
12	1:18.684	+0.199	8:31:40.757
13	1:18.514	+0.029	8:32:59.271
14	1:18.485		8:34:17.756
15	1:18.602	+0.117	8:35:36.358

(#56) Mike Frost

1	1:44.388	+25.754	8:17:53.143
2	1:21.553	+2.919	8:19:14.696
3	1:20.727	+2.093	8:20:35.423
4	1:19.983	+1.349	8:21:55.406
5	1:18.634		8:23:14.040
6	1:20.202	+1.568	8:24:34.242

Lap	Lap Tm	Diff	Time of Day
7	1:18.949	+0.315	8:25:53.191
8	1:21.063	+2.429	8:27:14.254
9	1:18.898	+0.264	8:28:33.152
10	1:18.678	+0.044	8:29:51.830
11	1:21.167	+2.533	8:31:12.997
12	1:22.141	+3.507	8:32:35.138
13	1:22.376	+3.742	8:33:57.514
14	1:21.556	+2.922	8:35:19.070

(#3) Brian Bagnall

1	1:44.300	+25.251	8:17:50.306
2	1:22.689	+3.640	8:19:12.995
3	1:21.007	+1.958	8:20:34.002
4	1:20.011	+0.962	8:21:54.013
5	1:19.049		8:23:13.062
6	1:22.353	+3.304	8:24:35.415
7	1:20.469	+1.420	8:25:55.884
p8	1:38.726	+19.677	8:27:34.610

(#02) Suzy Hiniker

1	1:36.188	+14.293	8:17:35.930
2	1:24.563	+2.668	8:19:00.493
3	1:25.124	+3.229	8:20:25.617
4	1:24.751	+2.856	8:21:50.368
5	1:22.437	+0.542	8:23:12.805
6	1:24.421	+2.526	8:24:37.226
7	1:22.268	+0.373	8:25:59.494
8	1:24.958	+3.063	8:27:24.452
9	1:23.510	+1.615	8:28:47.962
10	1:21.895		8:30:09.857
11	1:22.938	+1.043	8:31:32.795
12	1:22.264	+0.369	8:32:55.059
13	1:22.377	+0.482	8:34:17.436
14	1:23.327	+1.432	8:35:40.763

(#127) David Burke

1	1:27.848	+5.479	8:16:57.571
2	1:22.369		8:18:19.940
3	1:46.273	+23.904	8:20:06.213
4	1:22.479	+0.110	8:21:28.692
5	1:23.810	+1.441	8:22:52.502
p6	1:45.868	+23.499	8:24:38.370

Joshua Underwood, Chief of Timing & Scoring

Orbits

Bob Introne, Chief Steward / Jack Hanifan, Chairman SOM

Joshua Underwood

www.mylaps.com
Licensed to: NEDIV



New England Region NERRC Memorial Day Weekend Qualifying Result



Memorial Day Weekend Regionals and CRE

Sorted on Best Lap time

Grp 2 - FV, F5, FST, F6

New Hampshire Mtr Spdway S/F 1.600 miles

Qual

2016-05-28 08:40

Qualifying started at 8:40:43

Pos	No.	Name	Class	Best Tm	Diff	Best Speed	In Lap	Make-Model	Sponsor
1	#23	Christopher Zarzycki	FV	1:18.148		73.706	9	Citation 93V/Yellow	
2	#61	Walter Popiak	FV	1:18.400	0.252	73.469	7	CITATION 95V/REC	LANGLAIS GROUP
3	#71	Jeffrey Adams	FV	1:18.888	0.740	73.015	8	campbell motorspo	napa auto parts of
4	#22	Michael Hinkle	FV	1:18.888	0.740	73.015	9	BRD AFV02/Yellow	Yes Please
5	#96	John Melican	FV	1:18.975	0.827	72.934	4	mysterian m3 fv/re	
6	#27	David Saggio	FV	1:20.089	1.941	71.920	14	Mysterian M2/Blue	
7	#7	Bryan Rogers	FV	1:20.828	2.680	71.262	13	Mysterian M2/Oran	Autopylot Design V
8	#72	David Cardillo	FV	1:21.281	3.133	70.865	14	Vortech/Red	
9	#15	John Ferreira	FV	1:22.234	4.086	70.044	6	SpeedSport/black/)	
10	#4	Paul Faford	FV	1:22.346	4.198	69.949	8	Mysterian M2/Blue	
11	#17	Jennifer Ferreira	FV	1:22.653	4.505	69.689	5	Protoform P1/Blue	

Joshua Underwood, Chief of Timing & Scoring

Orbits

Bob Introne, Chief Steward / Jack Hanifan, Chairman SOM

www.mylaps.com
Licensed to: NEDiv



New England Region NERRC Memorial Day Weekend Qualifying Result



Memorial Day Weekend Regionals and CRE

Grp 2 - FV, F5, FST, F6

New Hampshire Mtr Spdway S/F 1.600 miles

Qual

2016-05-28 08:40

Qualifying started at 8:40:43

Lap	Lap Tm	Diff	Time of Day
(#23) Christopher Zarzycki			
1	1:36.097	+17.949	8:42:19.353
2	1:21.942	+3.794	8:43:41.295
3	1:21.514	+3.366	8:45:02.809
4	1:18.999	+0.851	8:46:21.808
5	1:18.999	+0.851	8:47:40.807
6	1:18.852	+0.704	8:48:59.659
7	1:20.691	+2.543	8:50:20.350
8	1:20.168	+2.020	8:51:40.518
9	1:18.148		8:52:58.666
10	1:19.672	+1.524	8:54:18.338
11	1:19.933	+1.785	8:55:38.271
12	1:20.712	+2.564	8:56:58.983
p13	1:36.065	+17.917	8:58:35.048

Lap	Lap Tm	Diff	Time of Day
(#61) Walter Popiak			
1	1:35.646	+17.246	8:42:20.885
2	1:21.483	+3.083	8:43:42.368
3	1:19.675	+1.275	8:45:02.043
4	1:19.446	+1.046	8:46:21.489
5	1:19.249	+0.849	8:47:40.738
6	1:19.377	+0.977	8:49:00.115
7	1:18.400		8:50:18.515
8	1:19.309	+0.909	8:51:37.824
9	1:18.989	+0.589	8:52:56.813
10	1:20.019	+1.619	8:54:16.832
11	1:20.431	+2.031	8:55:37.263
p12	1:37.743	+19.343	8:57:15.006

Lap	Lap Tm	Diff	Time of Day
(#71) Jeffrey Adams			
1	1:37.488	+18.600	8:42:21.664
2	1:20.919	+2.031	8:43:42.583
3	1:20.594	+1.706	8:45:03.177
4	1:19.088	+0.200	8:46:22.265
5	1:19.342	+0.454	8:47:41.607
6	1:18.902	+0.014	8:49:00.509
7	1:19.592	+0.704	8:50:20.101
8	1:18.888		8:51:38.989
9	1:18.933	+0.045	8:52:57.922
10	1:19.090	+0.202	8:54:17.012
p11	2:15.990	+57.102	8:56:33.002

Lap	Lap Tm	Diff	Time of Day
(#22) Michael Hinkle			
1	1:35.869	+16.981	8:42:20.369
2	1:21.311	+2.423	8:43:41.680
3	1:19.572	+0.684	8:45:01.252
4	1:19.069	+0.181	8:46:20.321
5	1:19.109	+0.221	8:47:39.430
6	1:19.061	+0.173	8:48:58.491
7	1:19.096	+0.208	8:50:17.587
8	1:19.094	+0.206	8:51:36.681
9	1:18.888		8:52:55.569
10	1:21.643	+2.755	8:54:17.212
p11	1:39.381	+20.493	8:55:56.593

Lap	Lap Tm	Diff	Time of Day
(#96) John Melican			
1	1:36.437	+17.462	8:42:22.532
2	1:21.558	+2.583	8:43:44.090
3	1:20.191	+1.216	8:45:04.281
4	1:18.975		8:46:23.256

Lap	Lap Tm	Diff	Time of Day
5	1:40.368	+21.393	8:48:03.624
6	1:27.294	+8.319	8:49:30.918
7	1:21.183	+2.208	8:50:52.101
8	1:22.171	+3.196	8:52:14.272
9	1:22.705	+3.730	8:53:36.977
10	1:22.688	+3.713	8:54:59.665
11	1:21.901	+2.926	8:56:21.566
12	1:22.329	+3.354	8:57:43.895
13	1:21.159	+2.184	8:59:05.054
14	1:21.011	+2.036	9:00:26.065

Lap	Lap Tm	Diff	Time of Day
(#27) David Saggio			
1	1:43.318	+23.229	8:42:32.035
2	1:28.638	+8.549	8:44:00.673
3	1:25.048	+4.959	8:45:25.721
4	1:25.658	+5.569	8:46:51.379
5	1:24.125	+4.036	8:48:15.504
6	1:21.598	+1.509	8:49:37.102
7	1:21.890	+1.801	8:50:58.992
8	1:20.439	+0.350	8:52:19.431
9	1:21.171	+1.082	8:53:40.602
10	1:42.851	+22.762	8:55:23.453
11	1:21.785	+1.696	8:56:45.238
12	1:21.295	+1.206	8:58:06.533
13	1:20.800	+0.711	8:59:27.333
14	1:20.089		9:00:47.422

Lap	Lap Tm	Diff	Time of Day
(#7) Bryan Rogers			
1	1:43.901	+23.073	8:42:35.435
2	1:31.725	+10.897	8:44:07.160
3	1:26.584	+5.756	8:45:33.744
4	1:23.389	+2.561	8:46:57.133
5	1:23.816	+2.988	8:48:20.949
6	1:22.929	+2.101	8:49:43.878
7	1:23.504	+2.676	8:51:07.382
8	1:23.047	+2.219	8:52:30.429
9	1:23.491	+2.663	8:53:53.920
10	1:25.142	+4.314	8:55:19.062
11	1:21.932	+1.104	8:56:40.994
12	1:23.787	+2.959	8:58:04.781
13	1:20.828		8:59:25.609
14	1:21.273	+0.445	9:00:46.882

Lap	Lap Tm	Diff	Time of Day
(#72) David Cardillo			
1	1:40.530	+19.249	8:42:23.791
2	1:24.398	+3.117	8:43:48.189
3	1:36.603	+15.322	8:45:24.792
4	1:28.140	+6.859	8:46:52.932
5	1:27.700	+6.419	8:48:20.632
6	1:22.572	+1.291	8:49:43.204
7	1:23.545	+2.264	8:51:06.749
8	1:23.541	+2.260	8:52:30.290
9	1:22.877	+1.596	8:53:53.167
10	1:25.110	+3.829	8:55:18.277
11	1:22.478	+1.197	8:56:40.755
12	1:25.377	+4.096	8:58:06.132
13	1:23.117	+1.836	8:59:29.249
14	1:21.281		9:00:50.530

Lap	Lap Tm	Diff	Time of Day
(#15) John Ferreira			
1	1:43.143	+20.909	8:42:37.757

Lap	Lap Tm	Diff	Time of Day
2	1:27.446	+5.212	8:44:05.203
3	1:24.903	+2.669	8:45:30.106
4	1:23.312	+1.078	8:46:53.418
5	1:25.624	+3.390	8:48:19.042
6	1:22.234		8:49:41.276

Lap	Lap Tm	Diff	Time of Day
(#4) Paul Faford			
1	1:42.079	+19.733	8:42:38.802
2	1:28.321	+5.975	8:44:07.123
3	1:25.855	+3.509	8:45:32.978
4	1:23.204	+0.858	8:46:56.182
5	1:23.210	+0.864	8:48:19.392
6	1:22.500	+0.154	8:49:41.892
7	1:23.452	+1.106	8:51:05.344
8	1:22.346		8:52:27.690
p9	1:26.231	+3.885	8:53:53.921

Lap	Lap Tm	Diff	Time of Day
(#17) Jennifer Ferreira			
1	1:43.955	+21.302	8:42:34.712
2	1:31.838	+9.185	8:44:06.550
3	1:31.012	+8.359	8:45:37.562
4	1:24.249	+1.596	8:47:01.811
5	1:22.653		8:48:24.464
6	1:22.805	+0.152	8:49:47.269
7	1:24.059	+1.406	8:51:11.328
p8	1:40.897	+18.244	8:52:52.225

Joshua Underwood, Chief of Timing & Scoring

Orbits

Bob Introne, Chief Steward / Jack Hanifan, Chairman SOM

Joshua Underwood

www.mylaps.com
Licensed to: NEDiv



New England Region NERRC Memorial Day Weekend Qualifying Result



Memorial Day Weekend Regionals and CRE

Sorted on Best Lap time

Grp 3 - ITA, IT7, ITC, E-F-HP, GTL, ITEZ

New Hampshire Mtr Spdway S/F 1.600 miles

Qual

2016-05-28 09:05

Qualifying started at 9:05:44

Pos	No.	Name	Class	Best Tm	Diff	Best Speed	In Lap	Make-Model	Sponsor
1	#10	Brenton Piekarski	ITA	1:15.414		76.378	3	Mazda Miata/Black,	Gate City Collision
2	#08	Jeff Wasilko	ITA	1:16.105	0.691	75.685	10	Mazda Miata/Black,	
3	#84	John Branscombe	ITA	1:17.347	1.933	74.470	5	Acura integra/red t	Pipe Dreams Metal
4	#47	A. Sterling Cole	EP	1:17.413	1.999	74.406	6	Mazda RX3/yellow	Wankel Works Rac
5	#87	Stephen Pope	ITA	1:18.922	3.508	72.983	4	Mazda Miata/red/bl	Pope Design Group
6	#96	Matt Rowe	ITA	1:19.230	3.816	72.700	4	Plymouth Neon/wh	M Squared Racing
7	#78	Peter Faill	ITA	1:19.992	4.578	72.007	4	Mazda Miata/white	mopydick
8	#9	Sandy Stevens	ITA	1:20.237	4.823	71.787	3	Mazda Miata/black	SkidSchool
9	#77	Daniel Sheppard	IT7	1:20.276	4.862	71.752	4	Mazda RX7/purple	it7racing.com
10	#43	Kyle Colbey	ITA	1:20.563	5.149	71.497	10	Honda CRX Si/Yellc	Like Father Like So
11	#86	Mark Wheatley	ITA	1:20.680	5.266	71.393	14	Mazda Miata/Silver	
12	#147	John Tirrell	ITEZ	1:20.822	5.408	71.268	5	Fiat 500 Abarth/Wf	Independent Ferrai
13	#28	Jacob van Gelder	ITEZ	1:21.283	5.869	70.864	10	Subaru WRX STI/W	American Express
14	#49	Michael Collier	ITEZ	1:21.397	5.983	70.764	14	Porsche 944/White	Northeast Track Da
15	#3	Serge Lentz	IT7	1:22.184	6.770	70.087	3	Mazda RX7/Bl/yl/re	Belgo-Am Racing
16	#15	Richard Patullo	IT7	1:22.215	6.801	70.060	14	Mazda RX7/Ice blu	
17	#90	David Colbey	ITA	1:22.266	6.852	70.017	11	Honda CRX Si/Red	Like Father Like So
18	#98	Jorge Santos	HP	1:22.325	6.911	69.967	11	Datsun 1200/white	
19	#4	Donald Barron	ITA	1:22.422	7.008	69.884	14	Mazda Miata/blue	Deja Vu Motorspor
20	#19	Andrew Osbrink	ITA	1:22.640	7.226	69.700	10	Mazda Miata/Red	
21	#88	Bill Spargo	ITA	1:23.170	7.756	69.256	7	Ford Escort/green	Spargo Machine Pr
22	#70	Eric Maynard	ITA	1:23.187	7.773	69.242	5	Plymouth Laser/rec	Stick it to'em Grapl
23	#81	JB Swan	IT7	1:23.979	8.565	68.589	10	Mazda RX-7/blue	R&S Redco
24	#71	Andrew Wickline	ITA	1:24.559	9.145	68.118	13	Mazda miata/white	
25	#39	Fred White	HP	1:25.396	9.982	67.450	4	Honda CRX/red/wh	Hoosier
26	#27	Donald Blunt	IT7	1:27.319	11.905	65.965	11	Mazda rx7/white	
27	#35	Paul DeYeso	IT7	1:38.093	22.679	58.720	1	Mazda RX-7/White	Kid's Inheritance

Joshua Underwood, Chief of Timing & Scoring

Orbits

Bob Introne, Chief Steward / Jack Hanifan, Chairman SOM

www.mylaps.com
Licensed to: NEDiv



New England Region NERRC Memorial Day Weekend Qualifying Result



Memorial Day Weekend Regionals and CRE

New Hampshire Mtr Spdwy S/F 1.600 miles

Qual

2016-05-28 09:05

Qualifying started at 9:05:44

Lap	Lap Tm	Diff	Time of Day
(#10) Brenton Piekarski			
1	1:19.207	+3.793	9:07:05.410
2	1:16.296	+0.882	9:08:21.706
3	1:15.414		9:09:37.120
4	1:16.346	+0.932	9:10:53.466
5	1:17.505	+2.091	9:12:10.971
6	1:17.288	+1.874	9:13:28.259
p7	1:37.771	+22.357	9:15:06.030

Lap	Lap Tm	Diff	Time of Day
(#08) Jeff Wasilko			
1	1:20.022	+3.917	9:07:04.920
2	1:18.127	+2.022	9:08:23.047
3	1:19.103	+2.998	9:09:42.150
4	1:18.228	+2.123	9:11:00.378
5	1:16.921	+0.816	9:12:17.299
6	1:17.682	+1.577	9:13:34.981
7	1:18.672	+2.567	9:14:53.653
8	1:18.297	+2.192	9:16:11.950
9	1:17.673	+1.568	9:17:29.623
10	1:16.105		9:18:45.728

Lap	Lap Tm	Diff	Time of Day
(#84) John Branscombe			
1	1:37.681	+20.334	9:07:31.774
2	1:19.403	+2.056	9:08:51.177
3	1:17.890	+0.543	9:10:09.067
4	1:17.985	+0.638	9:11:27.052
5	1:17.347		9:12:44.399
6	1:17.652	+0.305	9:14:02.051
p7	1:46.682	+29.335	9:15:48.733

Lap	Lap Tm	Diff	Time of Day
(#47) A. Sterling Cole			
1	1:30.682	+13.269	9:07:34.275
2	1:20.315	+2.902	9:08:54.590
3	1:20.211	+2.798	9:10:14.801
4	5:22.525	+4:05.112	9:15:37.326
5	1:19.576	+2.163	9:16:56.902
6	1:17.413		9:18:14.315
7	1:18.294	+0.881	9:19:32.609
8	5:14.878	+3:57.465	9:24:47.487
9	1:18.123	+0.710	9:26:05.610

Lap	Lap Tm	Diff	Time of Day
(#87) Stephen Pope			
1	1:21.061	+2.139	9:07:07.664
2	1:19.699	+0.777	9:08:27.363
3	1:19.798	+0.876	9:09:47.161
4	1:18.922		9:11:06.083
5	1:19.544	+0.622	9:12:25.627
6	1:19.491	+0.569	9:13:45.118
7	1:18.955	+0.033	9:15:04.073
8	1:19.311	+0.389	9:16:23.384

Lap	Lap Tm	Diff	Time of Day
(#96) Matt Rowe			
1	1:32.945	+13.715	9:07:33.734
2	1:21.666	+2.436	9:08:55.400
3	1:19.675	+0.445	9:10:15.075
4	1:19.230		9:11:34.305
5	1:19.955	+0.725	9:12:54.260
6	1:20.147	+0.917	9:14:14.407
p7	1:41.877	+22.647	9:15:56.284

Lap	Lap Tm	Diff	Time of Day
(#78) Peter Faili			
1	1:35.817	+15.825	9:07:32.265
2	1:24.265	+4.273	9:08:56.530
3	1:20.948	+0.956	9:10:17.478
4	1:19.992		9:11:37.470
5	1:20.589	+0.597	9:12:58.059
6	1:20.537	+0.545	9:14:18.596
7	1:20.561	+0.569	9:15:39.157
8	1:20.607	+0.615	9:16:59.764
9	1:20.468	+0.476	9:18:20.232
10	1:21.566	+1.574	9:19:41.798
11	1:20.659	+0.667	9:21:02.457
12	1:20.148	+0.156	9:22:22.605
p13	1:43.248	+23.256	9:24:05.853

Lap	Lap Tm	Diff	Time of Day
(#9) Sandy Stevens			
1	1:31.134	+10.897	9:19:39.244
2	1:20.685	+0.448	9:20:59.929
3	1:20.237		9:22:20.166
4	1:21.397	+1.160	9:23:41.563
5	1:21.386	+1.149	9:25:02.949
6	1:21.172	+0.935	9:26:24.121

Lap	Lap Tm	Diff	Time of Day
(#77) Daniel Sheppard			
1	1:45.427	+25.151	9:08:27.665
2	1:21.725	+1.449	9:09:49.390
3	1:21.049	+0.773	9:11:10.439
4	1:20.276		9:12:30.715
5	1:21.511	+1.235	9:13:52.226
6	1:21.458	+1.182	9:15:13.684
7	1:21.045	+0.769	9:16:34.729
8	1:22.050	+1.774	9:17:56.779
9	1:24.595	+4.319	9:19:21.374
10	1:23.059	+2.783	9:20:44.433
p11	1:35.725	+15.449	9:22:20.158

Lap	Lap Tm	Diff	Time of Day
(#43) Kyle Colbey			
1	1:34.935	+14.372	9:08:04.583
2	1:24.158	+3.595	9:09:28.741
3	1:22.088	+1.525	9:10:50.829
4	1:22.417	+1.854	9:12:13.246
5	1:21.750	+1.187	9:13:34.996
6	1:21.886	+1.323	9:14:56.882
7	1:22.000	+1.437	9:16:18.882
8	1:24.146	+3.583	9:17:43.028
9	1:21.004	+0.441	9:19:04.032
10	1:20.563		9:20:24.595
11	1:21.151	+0.588	9:21:45.746
12	1:21.870	+1.307	9:23:07.616
13	1:21.528	+0.965	9:24:29.144

Lap	Lap Tm	Diff	Time of Day
(#86) Mark Wheatley			
1	1:34.025	+13.345	9:07:32.821
2	1:25.918	+5.238	9:08:58.739
3	1:21.989	+1.309	9:10:20.728
4	1:21.049	+0.369	9:11:41.777
5	1:20.754	+0.074	9:13:02.531
6	1:20.838	+0.158	9:14:23.369
7	1:22.528	+1.848	9:15:45.897
8	1:22.211	+1.531	9:17:08.108
9	1:24.179	+3.499	9:18:32.287

Lap	Lap Tm	Diff	Time of Day
10	1:21.063	+0.383	9:19:53.350
11	1:21.207	+0.527	9:21:14.557
12	1:21.274	+0.594	9:22:35.831
13	1:20.935	+0.255	9:23:56.766
14	1:20.680		9:25:17.446
15	1:21.051	+0.371	9:26:38.497

Lap	Lap Tm	Diff	Time of Day
(#147) John Tirrell			
1	1:33.277	+12.455	9:07:33.224
2	1:24.596	+3.774	9:08:57.820
3	1:21.384	+0.562	9:10:19.204
4	1:21.741	+0.919	9:11:40.945
5	1:20.822		9:13:01.767
6	1:20.853	+0.031	9:14:22.620
7	1:22.082	+1.260	9:15:44.702
8	1:22.371	+1.549	9:17:07.073

Lap	Lap Tm	Diff	Time of Day
(#28) Jacob van Gelder			
1	1:51.067	+29.784	9:13:51.683
2	1:29.695	+8.412	9:15:21.378
3	1:26.450	+5.167	9:16:47.828
4	1:28.305	+7.022	9:18:16.133
5	1:28.551	+7.268	9:19:44.684
6	1:22.046	+0.763	9:21:06.730
7	1:22.104	+0.821	9:22:28.834
8	1:22.355	+1.072	9:23:51.189
9	1:21.881	+0.598	9:25:13.070
10	1:21.283		9:26:34.353

Lap	Lap Tm	Diff	Time of Day
(#49) Michael Collier			
1	1:36.823	+15.426	9:08:12.677
2	1:30.808	+9.411	9:09:43.485
3	1:23.265	+1.868	9:11:06.750
4	1:22.141	+0.744	9:12:28.891
5	1:28.463	+7.066	9:13:57.354
6	1:27.299	+5.902	9:15:24.653
7	1:24.519	+3.122	9:16:49.172
8	1:26.059	+4.662	9:18:15.231
9	1:25.128	+3.731	9:19:40.359
10	1:23.757	+2.360	9:21:04.116
11	1:23.819	+2.422	9:22:27.935
12	1:22.345	+0.948	9:23:50.280
13	1:21.723	+0.326	9:25:12.003
14	1:21.397		9:26:33.400

Lap	Lap Tm	Diff	Time of Day
(#3) Serge Lentz			
1	1:37.771	+15.587	9:08:08.174
2	1:23.023	+0.839	9:09:31.197
3	1:22.184		9:10:53.381
4	1:23.953	+1.769	9:12:17.334
5	1:22.327	+0.143	9:13:39.661
6	1:22.888	+0.704	9:15:02.549
7	1:22.751	+0.567	9:16:25.300
8	1:22.677	+0.493	9:17:47.977
9	1:22.528	+0.344	9:19:10.505
10	1:22.342	+0.158	9:20:32.847
11	1:24.059	+1.875	9:21:56.906
12	1:22.846	+0.662	9:23:19.752
13	1:22.590	+0.406	9:24:42.342
14	1:22.998	+0.814	9:26:05.340

Joshua Underwood, Chief of Timing & Scoring

Orbits

Bob Introne, Chief Steward / Jack Hanifan, Chairman SOM

Joshua Underwood

www.mylaps.com
Licensed to: NEDIV



New England Region NERRC Memorial Day Weekend Qualifying Result



Memorial Day Weekend Regionals and CRE

Grp 3 - ITA, IT7, ITC, E-F-HP, GTL, ITEZ

New Hampshire Mtr Spdway S/F 1.600 miles

Qual

2016-05-28 09:05

Qualifying started at 9:05:44

Lap	Lap Tm	Diff	Time of Day
(#15) Richard Patullo			
1	1:36.098	+13.883	9:07:45.833
2	1:25.627	+3.412	9:09:11.460
3	1:24.187	+1.972	9:10:35.647
4	1:23.644	+1.429	9:11:59.291
5	1:22.835	+0.620	9:13:22.126
6	1:23.939	+1.724	9:14:46.065
7	1:23.848	+1.633	9:16:09.913
8	1:24.039	+1.824	9:17:33.952
9	1:24.030	+1.815	9:18:57.982
10	1:23.343	+1.128	9:20:21.325
11	1:22.673	+0.458	9:21:43.998
12	1:23.431	+1.216	9:23:07.429
13	1:23.837	+1.622	9:24:31.266
14	1:22.215		9:25:53.481

Lap	Lap Tm	Diff	Time of Day
(#90) David Colbey			
1	1:34.278	+12.012	9:08:05.467
2	1:24.160	+1.894	9:09:29.627
3	1:22.597	+0.331	9:10:52.224
4	1:24.182	+1.916	9:12:16.406
5	1:27.158	+4.892	9:13:43.564
6	1:24.186	+1.920	9:15:07.750
7	1:23.053	+0.787	9:16:30.803
8	1:24.577	+2.311	9:17:55.380
9	1:23.732	+1.466	9:19:19.112
10	1:22.772	+0.506	9:20:41.884
11	1:22.266		9:22:04.150
12	1:22.628	+0.362	9:23:26.778
13	1:22.981	+0.715	9:24:49.759
14	1:24.656	+2.390	9:26:14.415

Lap	Lap Tm	Diff	Time of Day
(#98) Jorge Santos			
1	1:41.952	+19.627	9:08:07.930
2	1:27.209	+4.884	9:09:35.139
3	1:25.752	+3.427	9:11:00.891
4	1:25.963	+3.638	9:12:26.854
5	1:27.015	+4.690	9:13:53.869
6	1:25.496	+3.171	9:15:19.365
7	1:24.132	+1.807	9:16:43.497
8	1:25.275	+2.950	9:18:08.772
9	1:24.893	+2.568	9:19:33.665
10	1:23.268	+0.943	9:20:56.933
11	1:22.325		9:22:19.258
12	1:24.044	+1.719	9:23:43.302
13	1:23.389	+1.064	9:25:06.691
14	1:22.697	+0.372	9:26:29.388

Lap	Lap Tm	Diff	Time of Day
(#4) Donald Barron			
1	1:38.241	+15.819	9:08:15.009
2	1:31.835	+9.413	9:09:46.844
3	1:26.603	+4.181	9:11:13.447
4	1:23.363	+0.941	9:12:36.810
5	1:22.862	+0.440	9:13:59.672
6	1:23.281	+0.859	9:15:22.953
7	1:24.112	+1.690	9:16:47.065
8	1:22.461	+0.039	9:18:09.526
9	1:22.997	+0.575	9:19:32.523
10	1:23.108	+0.686	9:20:55.631
11	1:22.540	+0.118	9:22:18.171
12	1:23.001	+0.579	9:23:41.172

Lap	Lap Tm	Diff	Time of Day
13	1:23.422	+1.000	9:25:04.594
14	1:22.422		9:26:27.016
(#19) Andrew Osbrink			
1	1:37.803	+15.163	9:07:40.806
2	1:26.062	+3.422	9:09:06.868
3	1:28.413	+5.773	9:10:35.281
4	1:27.489	+4.849	9:12:02.770
5	1:24.412	+1.772	9:13:27.182
6	1:24.704	+2.064	9:14:51.886
7	1:26.141	+3.501	9:16:18.027
8	1:26.203	+3.563	9:17:44.230
9	1:24.050	+1.410	9:19:08.280
10	1:22.640		9:20:30.920
11	1:25.410	+2.770	9:21:56.330
12	1:24.216	+1.576	9:23:20.546
13	1:22.937	+0.297	9:24:43.483
14	1:23.839	+1.199	9:26:07.322

Lap	Lap Tm	Diff	Time of Day
(#88) Bill Spargo			
1	1:42.727	+19.557	9:07:55.007
2	1:25.239	+2.069	9:09:20.246
3	1:23.829	+0.659	9:10:44.075
4	1:23.671	+0.501	9:12:07.746
5	1:23.379	+0.209	9:13:31.125
6	1:24.225	+1.055	9:14:55.350
7	1:23.170		9:16:18.520

Lap	Lap Tm	Diff	Time of Day
(#70) Eric Maynard			
1	1:37.217	+14.030	9:07:48.592
2	1:23.277	+0.090	9:09:11.869
3	1:23.875	+0.688	9:10:35.744
4	1:24.318	+1.131	9:12:00.062
5	1:23.187		9:13:23.249
6	1:23.689	+0.502	9:14:46.938
7	1:24.223	+1.036	9:16:11.161
8	1:24.573	+1.386	9:17:35.734
9	1:24.132	+0.945	9:18:59.866
10	1:24.225	+1.038	9:20:24.091
p11	1:51.387	+28.200	9:22:15.478

Lap	Lap Tm	Diff	Time of Day
(#81) JB Swan			
1	1:36.030	+12.051	9:07:57.047
2	1:26.506	+2.527	9:09:23.553
3	1:25.148	+1.169	9:10:48.701
4	1:26.176	+2.197	9:12:14.877
5	1:24.657	+0.678	9:13:39.534
6	1:24.467	+0.488	9:15:04.001
7	1:25.388	+1.409	9:16:29.389
8	1:25.975	+1.996	9:17:55.364
9	1:25.235	+1.256	9:19:20.599
10	1:23.979		9:20:44.578
11	1:24.887	+0.908	9:22:09.465
12	1:24.359	+0.380	9:23:33.824
13	1:24.648	+0.669	9:24:58.472
14	1:24.470	+0.491	9:26:22.942

Lap	Lap Tm	Diff	Time of Day
(#71) Andrew Wickline			
1	1:40.609	+16.050	9:07:31.727
2	1:32.356	+7.797	9:09:04.083
3	1:30.693	+6.134	9:10:34.776

Lap	Lap Tm	Diff	Time of Day
4	1:30.470	+5.911	9:12:05.246
5	1:28.864	+4.305	9:13:34.110
6	1:28.854	+4.295	9:15:02.964
7	1:25.981	+1.422	9:16:28.945
8	1:25.716	+1.157	9:17:54.661
9	1:26.611	+2.052	9:19:21.272
10	1:25.149	+0.590	9:20:46.421
11	1:24.769	+0.210	9:22:11.190
12	1:24.925	+0.366	9:23:36.115
13	1:24.559		9:25:00.674
14	1:25.425	+0.866	9:26:26.099

Lap	Lap Tm	Diff	Time of Day
(#39) Fred White			
1	1:55.339	+29.943	9:12:16.481
2	1:28.120	+2.724	9:13:44.601
3	1:26.065	+0.669	9:15:10.666
4	1:25.396		9:16:36.062
p5	1:42.655	+17.259	9:18:18.717

Lap	Lap Tm	Diff	Time of Day
(#27) Donald Blunt			
1	1:42.194	+14.875	9:07:52.793
2	1:30.518	+3.199	9:09:23.311
3	1:29.475	+2.156	9:10:52.786
4	1:28.896	+1.577	9:12:21.682
5	1:29.365	+2.046	9:13:51.047
6	1:28.443	+1.124	9:15:19.490
7	1:27.731	+0.412	9:16:47.221
8	1:27.816	+0.497	9:18:15.037
9	1:29.843	+2.524	9:19:44.880
10	1:27.355	+0.036	9:21:12.235
11	1:27.319		9:22:39.554
12	1:28.524	+1.205	9:24:08.078
13	1:27.508	+0.189	9:25:35.586
14	1:28.729	+1.410	9:27:04.315

Lap	Lap Tm	Diff	Time of Day
(#35) Paul DeYeso			
1	1:38.093		9:08:10.770
p2	1:54.344	+16.251	9:10:05.114
p3	11:11.992	+9:33.899	9:21:17.106
4	1:41.922	+3.829	9:22:59.028
5	1:41.938	+3.845	9:24:40.966
6	1:40.371	+2.278	9:26:21.337

Joshua Underwood, Chief of Timing & Scoring

Bob Introne, Chief Steward / Jack Hanifan, Chairman SOM

Orbits

www.mylaps.com
Licensed to: NEDIV



New England Region NERRC Memorial Day Weekend Qualifying Result



Memorial Day Weekend Regionals and CRE

Sorted on Best Lap time

Grp 4 - FA-B-C-E-F-M, CFC, NCF, FS, P1-2

New Hampshire Mtr Spdway S/F 1.600 miles

Qual

2016-05-28 09:30

Qualifying started at 9:35:22

Pos	No.	Name	Class	Best Tm	Diff	Best Speed	In Lap	Make-Model	Sponsor
1	#15	Mark McDonough	FA	1:06.999		85.971	11	Swift 008a / Loynir	Snapdragon Engine
2	#88	Mark Spyvee	FE	1:07.275	0.276	85.619	12	Van Diemen Formu	RexChem Research
3	#48	Alex Tollefsen	FC	1:07.808	0.809	84.946	9	Van Diemen RF99/i	Tollefsen Racing
4	#115	Paul Omichinski	P2	1:07.891	0.892	84.842	16	Stohr 04D/White /	
5	#27	Charles Foster	FF	1:09.086	2.087	83.374	14	Piper DF5/Red	Foster & Company
6	#32	Raymond Boyer	FF	1:10.701	3.702	81.470	3	Van Diemen RF 92j	PixMix Video Servic
7	#37	Christopher Kierce	FF	1:12.259	5.260	79.713	16	Van Diemen/gray/t	
8	#4	Griffin Bjerke	FF	1:13.541	6.542	78.324	13	Honda Van Diemen	Primus
9	#59	Alex Vorrilas	CFC	1:18.070	11.071	73.780	6	Van Diemen rf95/b	

Joshua Underwood, Chief of Timing & Scoring

Orbits

Bob Introne, Chief Steward / Jack Hanifan, Chairman SOM

www.mylaps.com

Licensed to: NEDiv



New England Region NERRC Memorial Day Weekend Qualifying Result



Memorial Day Weekend Regionals and CRE

Grp 4 - FA-B-C-E-F-M, CFC, NCF, FS, P1-2

New Hampshire Mtr Spdway S/F 1.600 miles

Qual

2016-05-28 09:30

Qualifying started at 9:35:22

Lap	Lap Tm	Diff	Time of Day
(#15) Mark McDonough			
1	1:14.057	+7.058	9:36:47.542
2	1:12.165	+5.166	9:37:59.707
3	1:08.357	+1.358	9:39:08.064
4	1:09.038	+2.039	9:40:17.102
5	1:08.326	+1.327	9:41:25.428
6	1:10.994	+3.995	9:42:36.422
7	1:09.158	+2.159	9:43:45.580
8	1:07.687	+0.688	9:44:53.267
9	1:07.678	+0.679	9:46:00.945
10	1:08.926	+1.927	9:47:09.871
11	1:06.999		9:48:16.870
12	1:07.118	+0.119	9:49:23.988
13	1:07.856	+0.857	9:50:31.844
14	1:08.544	+1.545	9:51:40.388
15	1:07.541	+0.542	9:52:47.929
16	1:07.870	+0.871	9:53:55.799
17	1:07.317	+0.318	9:55:03.116
18	1:07.717	+0.718	9:56:10.833

(#88) Mark Spyvee			
1	1:17.156	+9.881	9:36:47.428
2	1:14.745	+7.470	9:38:02.173
3	1:11.218	+3.943	9:39:13.391
4	1:08.010	+0.735	9:40:21.401
5	1:08.133	+0.858	9:41:29.534
6	1:09.342	+2.067	9:42:38.876
7	1:08.178	+0.903	9:43:47.054
8	1:07.678	+0.403	9:44:54.732
9	1:07.329	+0.054	9:46:02.061
10	1:08.894	+1.619	9:47:10.955
11	1:08.807	+1.532	9:48:19.762
12	1:07.275		9:49:27.037
13	1:07.632	+0.357	9:50:34.669
14	1:08.504	+1.229	9:51:43.173
15	1:07.351	+0.076	9:52:50.524
16	1:07.899	+0.624	9:53:58.423
17	1:08.213	+0.938	9:55:06.636
18	1:13.289	+6.014	9:56:19.925

(#48) Alex Tollefsen			
1	1:21.664	+13.856	9:36:58.684
2	1:12.253	+4.445	9:38:10.937
3	1:09.276	+1.468	9:39:20.213
4	1:09.965	+2.157	9:40:30.178
5	1:09.108	+1.300	9:41:39.286
6	1:08.767	+0.959	9:42:48.053
7	1:09.332	+1.524	9:43:57.385
8	1:08.840	+1.032	9:45:06.225
9	1:07.808		9:46:14.033
p10	3:54.627	+2:46.819	9:50:08.660

(#115) Paul Omichinski			
1	1:20.437	+12.546	9:36:46.124
2	1:15.788	+7.897	9:38:01.912
3	1:16.144	+8.253	9:39:18.056
4	1:10.107	+2.216	9:40:28.163
5	1:10.609	+2.718	9:41:38.772
6	1:11.188	+3.297	9:42:49.960
7	1:11.045	+3.154	9:44:01.005

8	1:12.276	+4.385	9:45:13.281
9	1:09.204	+1.313	9:46:22.485
10	1:08.945	+1.054	9:47:31.430
11	1:38.292	+30.401	9:49:09.722
12	1:10.185	+2.294	9:50:19.907
13	1:08.802	+0.911	9:51:28.709
14	1:08.079	+0.188	9:52:36.788
15	1:08.570	+0.679	9:53:45.358
16	1:07.891		9:54:53.249
17	1:08.676	+0.785	9:56:01.925

(#27) Charles Foster			
1	1:18.997	+9.911	9:36:55.520
2	1:12.240	+3.154	9:38:07.760
3	1:11.055	+1.969	9:39:18.815
4	1:11.157	+2.071	9:40:29.972
5	1:10.387	+1.301	9:41:40.359
6	1:12.761	+3.675	9:42:53.120
7	1:09.680	+0.594	9:44:02.800
8	1:11.362	+2.276	9:45:14.162
9	1:11.007	+1.921	9:46:25.169
10	1:09.651	+0.565	9:47:34.820
11	1:10.185	+1.099	9:48:45.005
12	1:09.835	+0.749	9:49:54.840
13	1:09.289	+0.203	9:51:04.129
14	1:09.086		9:52:13.215

(#32) Raymond Boyer			
1	1:22.965	+12.264	9:37:06.322
2	1:12.916	+2.215	9:38:19.238
3	1:10.701		9:39:29.939
4	1:10.924	+0.223	9:40:40.863
5	1:12.918	+2.217	9:41:53.781
6	1:12.085	+1.384	9:43:05.866
p7	1:47.400	+36.699	9:44:53.266

(#37) Christopher Kierce			
1	1:20.550	+8.291	9:36:43.292
2	1:18.052	+5.793	9:38:01.344
3	1:16.570	+4.311	9:39:17.914
4	1:17.027	+4.768	9:40:34.941
5	1:20.095	+7.836	9:41:55.036
6	1:13.800	+1.541	9:43:08.836
7	1:14.320	+2.061	9:44:23.156
8	1:14.477	+2.218	9:45:37.633
9	1:15.046	+2.787	9:46:52.679
10	1:13.531	+1.272	9:48:06.210
11	1:12.925	+0.666	9:49:19.135
12	1:12.809	+0.550	9:50:31.944
13	1:13.858	+1.599	9:51:45.802
14	1:13.100	+0.841	9:52:58.902
15	1:12.952	+0.693	9:54:11.854
16	1:12.259		9:55:24.113

(#4) Griffin Bjerke			
1	1:53.367	+39.826	9:37:21.571
2	1:20.133	+6.592	9:38:41.704
3	1:21.493	+7.952	9:40:03.197
4	1:19.692	+6.151	9:41:22.889
5	1:18.247	+4.706	9:42:41.136
6	1:16.343	+2.802	9:43:57.479

7	1:15.851	+2.310	9:45:13.330
8	1:15.741	+2.200	9:46:29.071
9	1:14.395	+0.854	9:47:43.466
10	1:15.697	+2.156	9:48:59.163
11	1:15.032	+1.491	9:50:14.195
12	1:14.589	+1.048	9:51:28.784
13	1:13.541		9:52:42.325
14	1:13.699	+0.158	9:53:56.024
15	1:13.918	+0.377	9:55:09.942
16	1:15.110	+1.569	9:56:25.052

(#59) Alex Vorrilas			
1	1:32.776	+14.706	9:37:17.028
2	1:23.340	+5.270	9:38:40.368
3	1:21.935	+3.865	9:40:02.303
4	1:20.990	+2.920	9:41:23.293
5	1:19.314	+1.244	9:42:42.607
6	1:18.070		9:44:00.677
7	1:18.741	+0.671	9:45:19.418

Joshua Underwood, Chief of Timing & Scoring

Orbits

Bob Introne, Chief Steward / Jack Hanifan, Chairman SOM

Joshua Underwood

www.mylaps.com
Licensed to: NEDiv



New England Region NERRC Memorial Day Weekend Qualifying Result



Memorial Day Weekend Regionals and CRE

Sorted on Best Lap time

Grp 5 - SSM, SM2, STU, STL

New Hampshire Mtr Spdway S/F 1.600 miles

Qual

2016-05-28 09:55

Qualifying started at 10:04:53

Pos	No.	Name	Class	Best Tm	Diff	Best Speed	In Lap	Make-Model	Sponsor
1	#10	Brenton Piekarski	STL	1:15.925		75.864	7	Mazda Miata/Black,	Gate City Collision
2	#77	Mark Gregory	STL	1:16.020	0.095	75.770	9	Mazda Miata/Red/v	Rosmar Racing
3	#67	Hugh McHaffie	STL	1:16.568	0.643	75.227	12	Mazda Miata/MX5/r	
4	#16	Rob Sturgis	STL	1:17.059	1.134	74.748	8	Mazda Miata/Grey/	G&M Services/Low
5	#13	Robert Reed	STU	1:18.024	2.099	73.823	5	Mazda Miata/Greer	LTD Racing
6	#30	Tom Bogar	SM2	1:18.026	2.101	73.822	9	Mazda Miata/Black	AUTEX MAZDA KEF
7	#73	Xiang Li	SM2	1:18.154	2.229	73.701	4	Mazda Spec Miata/	
8	#70	Jimmy Locke	SM2	1:18.386	2.461	73.483	4	Mazda Miata/rusty	NorthEast Earth Me
9	#05	Dwayne Bennett	STU	1:18.628	2.703	73.256	7	Mazda Miata/Black	LTD Racing
10	#8	Daniel Meade	SM2	1:19.042	3.117	72.873	4	Mazda Miata/white	
11	#121	Gregory Pecora	STU	1:19.269	3.344	72.664	3	Mazda Mx 5 cup ca	Pecora Motorsports
12	#101	Evan Karl	SM2	1:19.343	3.418	72.596	12	Mazda Miata/White	BK Motorsports
13	#06	Jeff Longo	SM2	1:19.780	3.855	72.199	4	Mazda Miata/red	LTD Racing / Marbl
14	#14	Keith Knickerbocker	SM2	1:19.878	3.953	72.110	9	Mazda Miata/black	Knickerbocker by D
15	#08	Robert Karl Jr.	SM2	1:20.021	4.096	71.981	3	Mazda Miata/Yellow	BK Motorsports
16	#181	Marc Ulan	SM2	1:20.260	4.335	71.767	7	Mazda Miata/white,	
17	#144	Dave Kuchrawy	STL	1:20.381	4.456	71.659	8	Mazda Miata/Black	
18	#91	Anthony Vaccaro	SM2	1:20.416	4.491	71.628	9	Mazda Miata/Blue (Flatout Motorsport
19	#02	Gary Hiniker	STU	1:20.421	4.496	71.623	8	BMW E36/Maroon	TheAutoBlonde.cor
20	#86	Mark Wheatley	SSM	1:20.441	4.516	71.605	5	Mazda Miata/Silver	
21	#61	Wieslaw Groniek	STU	1:20.507	4.582	71.547	8	Mazda Miata/Silver	
22	#33	Rebecca Harvey	SM2	1:20.510	4.585	71.544	4	Mazda Miata/Blue	Road Rebels
23	#78	Peter Fail	SSM	1:20.521	4.596	71.534	6	Mazda Miata/white	mopydick
24	#19	Shelby Churchill	SM2	1:20.705	4.780	71.371	2	Mazda Miata/Black	
25	#18	Dave Valliere	SM2	1:20.755	4.830	71.327	12	Mazda Miata/blue	northeast foreign c
26	#20	Robert Karl	SM2	1:21.084	5.159	71.037	7	Mazda Miata/White	BK Motorsports
27	#4	Peter Morrison	STL	1:21.092	5.167	71.030	11	Mazda Miata/blue	Deja Vu Motorspor
28	#50	Christopher Milton-Hall	SSM	1:21.332	5.407	70.821	12	Mazda Miata/green	Automaster Collisic
29	#00	Kent Vaccaro	SM2	1:23.002	7.077	69.396	8	Mazda Miata/Blue (Flatout Motorsport
30	#71	Andrew Wickline	SSM	1:23.560	7.635	68.933	2	Mazda miata/white	
31	#12	Brandon Kristel	SM2	1:23.927	8.002	68.631	8	Mazda miata/red	
32	#53	Alan Dunklee	SSM	1:24.127	8.202	68.468	3	Mazda Miata/Purple	Dunklee Excavator
33	#89	Wendy Cappola	STL	1:24.497	8.572	68.168	11	Mazda Miata/Blue	She Racing
34	#35	Dominic Karl	SM2	1:25.751	9.826	67.171	4	Mazda Miata/Red V	BK Motorsports
35	#7	Isaac Miskoe	SM2	1:28.547	12.622	65.050	10	Mazda Miata/Yellow	WhoopAss Race Fu

Joshua Underwood, Chief of Timing & Scoring

Orbits

Bob Introne, Chief Steward / Jack Hanifan, Chairman SOM

www.mylaps.com

Licensed to: NEDiv



New England Region NERRC Memorial Day Weekend Qualifying Result



Memorial Day Weekend Regionals and CRE

Grp 5 - SSM, SM2, STU, STL

New Hampshire Mtr Spdway S/F 1.600 miles

Qual

2016-05-28 09:55

Qualifying started at 10:04:53

Lap	Lap Tm	Diff	Time of Day
(#10) Brenton Piekarski			
1	1:25.149	+9.224	10:06:40.076
2	1:18.818	+2.893	10:07:58.894
3	1:18.709	+2.784	10:09:17.603
4	1:16.431	+0.506	10:10:34.034
5	1:16.054	+0.129	10:11:50.088
6	1:22.226	+6.301	10:13:12.314
7	1:15.925		10:14:28.239
p8	1:40.944	+25.019	10:16:09.183

Lap	Lap Tm	Diff	Time of Day
(#77) Mark Gregory			
1	1:19.891	+3.871	10:06:13.789
2	1:20.407	+4.387	10:07:34.196
3	1:16.546	+0.526	10:08:50.742
4	1:19.206	+3.186	10:10:09.948
5	1:19.263	+3.243	10:11:29.211
6	1:17.902	+1.882	10:12:47.113
7	1:16.676	+0.656	10:14:03.789
8	1:16.540	+0.520	10:15:20.329
9	1:16.020		10:16:36.349
10	1:19.126	+3.106	10:17:55.475
11	1:28.285	+12.265	10:19:23.760
12	1:17.815	+1.795	10:20:41.575
13	1:16.499	+0.479	10:21:58.074
14	1:18.333	+2.313	10:23:16.407
p15	1:40.871	+24.851	10:24:57.278

Lap	Lap Tm	Diff	Time of Day
(#67) Hugh McHaffie			
1	1:33.902	+17.334	10:07:13.826
2	1:18.648	+2.080	10:08:32.474
3	1:18.454	+1.886	10:09:50.928
4	1:18.035	+1.467	10:11:08.963
5	1:17.645	+1.077	10:12:26.608
6	1:17.303	+0.735	10:13:43.911
7	1:17.260	+0.692	10:15:01.171
8	1:22.749	+6.181	10:16:23.920
9	1:17.402	+0.834	10:17:41.322
10	1:17.187	+0.619	10:18:58.509
11	1:17.575	+1.007	10:20:16.084
12	1:16.568		10:21:32.652
13	1:16.915	+0.347	10:22:49.567
14	1:16.993	+0.425	10:24:06.560

Lap	Lap Tm	Diff	Time of Day
(#16) Rob Sturgis			
1	1:29.460	+12.401	10:06:27.714
2	1:18.007	+0.948	10:07:45.721
3	1:18.083	+1.024	10:09:03.804
4	1:17.473	+0.414	10:10:21.277
5	1:19.869	+2.810	10:11:41.146
6	1:18.599	+1.540	10:12:59.745
7	1:18.278	+1.219	10:14:18.023
8	1:17.059		10:15:35.082
p9	1:32.274	+15.215	10:17:07.356

Lap	Lap Tm	Diff	Time of Day
(#13) Robert Reed			
1	1:47.287	+29.263	10:07:17.903
2	1:26.164	+8.140	10:08:44.067
3	1:23.605	+5.581	10:10:07.672
4	1:19.051	+1.027	10:11:26.723
5	1:18.024		10:12:44.747

Lap	Lap Tm	Diff	Time of Day
(#30) Tom Bogar			
1	1:31.121	+13.095	10:06:26.796
2	1:18.178	+0.152	10:07:44.974
3	1:18.471	+0.445	10:09:03.445
4	1:18.575	+0.549	10:10:22.020
5	1:20.553	+2.527	10:11:42.573
6	1:18.752	+0.726	10:13:01.325
7	1:19.595	+1.569	10:14:20.920
8	1:18.092	+0.066	10:15:39.012
9	1:18.026		10:16:57.038
p10	1:41.883	+23.857	10:18:38.921

Lap	Lap Tm	Diff	Time of Day
(#73) Xiang Li			
1	1:35.530	+17.376	10:07:15.122
2	1:18.342	+0.188	10:08:33.464
3	1:19.266	+1.112	10:09:52.730
4	1:18.154		10:11:10.884
p5	1:33.862	+15.708	10:12:44.746

Lap	Lap Tm	Diff	Time of Day
(#70) Jimmy Locke			
1	1:45.197	+26.811	10:07:13.706
2	1:21.105	+2.719	10:08:34.811
3	1:18.664	+0.278	10:09:53.475
4	1:18.386		10:11:11.861
5	1:19.251	+0.865	10:12:31.112
6	1:19.148	+0.762	10:13:50.260
7	1:18.558	+0.172	10:15:08.818
8	1:19.148	+0.762	10:16:27.966
9	1:22.129	+3.743	10:17:50.095
10	1:19.664	+1.278	10:19:09.759
11	1:19.125	+0.739	10:20:28.884
12	1:18.793	+0.407	10:21:47.677
13	1:19.882	+1.496	10:23:07.559
14	1:18.679	+0.293	10:24:26.238

Lap	Lap Tm	Diff	Time of Day
(#05) Dwayne Bennett			
1	1:29.335	+10.707	10:06:49.870
2	1:23.378	+4.750	10:08:13.248
3	1:20.371	+1.743	10:09:33.619
4	1:19.102	+0.474	10:10:52.721
5	1:22.012	+3.384	10:12:14.733
6	1:20.996	+2.368	10:13:35.729
7	1:18.628		10:14:54.357
p8	1:50.777	+32.149	10:16:45.134

Lap	Lap Tm	Diff	Time of Day
(#8) Daniel Meade			
1	1:28.116	+9.074	10:06:35.461
2	1:21.679	+2.637	10:07:57.140
3	1:20.226	+1.184	10:09:17.366
4	1:19.042		10:10:36.408
5	1:19.766	+0.724	10:11:56.174
6	1:22.886	+3.844	10:13:19.060
7	1:20.759	+1.717	10:14:39.819
8	1:19.328	+0.286	10:15:59.147
9	1:20.536	+1.494	10:17:19.683
10	1:19.537	+0.495	10:18:39.220

Lap	Lap Tm	Diff	Time of Day
(#121) Gregory Pecora			
1	1:31.813	+12.544	10:06:28.955

Lap	Lap Tm	Diff	Time of Day
2	1:20.780	+1.511	10:07:49.735
3	1:19.269		10:09:09.004
4	1:22.056	+2.787	10:10:31.060
5	1:20.504	+1.235	10:11:51.564
6	1:27.879	+8.610	10:13:19.443
7	1:36.687	+17.418	10:14:56.130
8	1:29.475	+10.206	10:16:25.605
9	1:29.681	+10.412	10:17:55.286
10	1:24.183	+4.914	10:19:19.469
11	1:45.068	+25.799	10:21:04.537

Lap	Lap Tm	Diff	Time of Day
(#101) Evan Karl			
1	1:34.071	+14.728	10:06:41.657
2	1:20.913	+1.570	10:08:02.570
3	1:20.488	+1.145	10:09:23.058
4	1:20.990	+1.647	10:10:44.048
5	1:20.738	+1.395	10:12:04.786
6	1:20.105	+0.762	10:13:24.891
7	1:22.092	+2.749	10:14:46.983
8	1:19.857	+0.514	10:16:06.840
9	1:20.434	+1.091	10:17:27.274
10	1:22.390	+3.047	10:18:49.664
11	1:19.849	+0.506	10:20:09.513
12	1:19.343		10:21:28.856
13	1:20.103	+0.760	10:22:48.959
14	1:20.463	+1.120	10:24:09.422

Lap	Lap Tm	Diff	Time of Day
(#06) Jeff Longo			
1	1:41.876	+22.096	10:07:17.716
2	1:21.927	+2.147	10:08:39.643
3	1:19.783	+0.003	10:09:59.426
4	1:19.780		10:11:19.206
5	1:19.879	+0.099	10:12:39.085
6	1:19.962	+0.182	10:13:59.047
p7	1:42.083	+22.303	10:15:41.130

Lap	Lap Tm	Diff	Time of Day
(#14) Keith Knickerbocker			
1	1:43.381	+23.503	10:07:18.254
2	1:22.450	+2.572	10:08:40.704
3	1:20.699	+0.821	10:10:01.403
4	1:21.263	+1.385	10:11:22.666
5	1:20.957	+1.079	10:12:43.623
6	1:20.991	+1.113	10:14:04.614
7	1:19.992	+0.114	10:15:24.606
8	1:20.529	+0.651	10:16:45.135
9	1:19.878		10:18:05.013
10	1:23.602	+3.724	10:19:28.615
11	1:21.877	+1.999	10:20:50.492
12	1:24.367	+4.489	10:22:14.859
13	1:23.413	+3.535	10:23:38.272
14	1:22.974	+3.096	10:25:01.246

Lap	Lap Tm	Diff	Time of Day
(#08) Robert Karl Jr.			
1	1:30.763	+10.742	10:06:44.149
2	1:20.547	+0.526	10:08:04.696
3	1:20.021		10:09:24.717
4	1:20.097	+0.076	10:10:44.814
5	1:20.995	+0.974	10:12:05.809
6	1:20.092	+0.071	10:13:25.901
p7	2:17.881	+57.860	10:15:43.782

Joshua Underwood, Chief of Timing & Scoring

Bob Introne, Chief Steward / Jack Hanifan, Chairman SOM

www.mylaps.com
Licensed to: NEDIV



New England Region NERRC Memorial Day Weekend Qualifying Result



Memorial Day Weekend Regionals and CRE

Grp 5 - SSM, SM2, STU, STL

New Hampshire Mtr Spdway S/F 1.600 miles

Qual

2016-05-28 09:55

Qualifying started at 10:04:53

Lap	Lap Tm	Diff	Time of Day
(#181) Marc Ulan			
1	1:31.799	+11.539	10:06:46.670
2	1:22.825	+2.565	10:08:09.495
3	1:20.980	+0.720	10:09:30.475
4	1:20.497	+0.237	10:10:50.972
5	1:23.696	+3.436	10:12:14.668
6	1:24.495	+4.235	10:13:39.163
7	1:20.260		10:14:59.423
8	1:25.187	+4.927	10:16:24.610
9	1:21.507	+1.247	10:17:46.117
10	1:21.871	+1.611	10:19:07.988
11	1:23.516	+3.256	10:20:31.504
12	1:21.032	+0.772	10:21:52.536
p13	1:38.374	+18.114	10:23:30.910

(#144) Dave Kuchrawy			
1	1:37.674	+17.293	10:07:24.192
2	1:25.524	+5.143	10:08:49.716
3	1:24.425	+4.044	10:10:14.141
4	1:22.555	+2.174	10:11:36.696
5	1:21.009	+0.628	10:12:57.705
6	1:22.983	+2.602	10:14:20.688
7	1:21.223	+0.842	10:15:41.911
8	1:20.381		10:17:02.292
p9	1:43.150	+22.769	10:18:45.442

(#91) Anthony Vaccaro			
1	1:37.670	+17.254	10:07:35.297
2	1:27.838	+7.422	10:09:03.135
3	1:24.010	+3.594	10:10:27.145
4	1:21.912	+1.496	10:11:49.057
5	1:23.460	+3.044	10:13:12.517
6	1:21.572	+1.156	10:14:34.089
7	1:24.820	+4.404	10:15:58.909
8	1:21.836	+1.420	10:17:20.745
9	1:20.416		10:18:41.161
10	1:20.547	+0.131	10:20:01.708
11	1:20.966	+0.550	10:21:22.674
12	1:21.613	+1.197	10:22:44.287
13	1:21.163	+0.747	10:24:05.450
14	1:21.307	+0.891	10:25:26.757

(#02) Gary Hiniker			
1	1:38.211	+17.790	10:07:20.943
2	1:21.891	+1.470	10:08:42.834
3	1:24.184	+3.763	10:10:07.018
4	1:21.858	+1.437	10:11:28.876
5	1:21.339	+0.918	10:12:50.215
6	1:21.588	+1.167	10:14:11.803
7	1:20.888	+0.467	10:15:32.691
8	1:20.421		10:16:53.112
9	1:21.157	+0.736	10:18:14.269
10	1:31.239	+10.818	10:19:45.508
11	1:21.771	+1.350	10:21:07.279
12	1:20.905	+0.484	10:22:28.184
13	1:21.329	+0.908	10:23:49.513
14	1:21.211	+0.790	10:25:10.724

(#86) Mark Wheatley			
1	1:38.365	+17.924	10:07:10.842
2	1:21.391	+0.950	10:08:32.233

(#61) Wieslaw Gronek			
3	1:22.040	+1.599	10:09:54.273
4	1:20.582	+0.141	10:11:14.855
5	1:20.441		10:12:35.296
6	1:21.714	+1.273	10:13:57.010
7	1:21.252	+0.811	10:15:18.262
8	1:21.425	+0.984	10:16:39.687
9	1:20.820	+0.379	10:18:00.507
10	1:25.279	+4.838	10:19:25.786
11	1:22.621	+2.180	10:20:48.407
12	1:21.311	+0.870	10:22:09.718
13	1:21.325	+0.884	10:23:31.043
14	1:21.434	+0.993	10:24:52.477

(#33) Rebecca Harvey			
1	1:36.957	+16.450	10:07:22.384
2	1:26.904	+6.397	10:08:49.288
3	1:24.594	+4.087	10:10:13.882
4	1:23.407	+2.900	10:11:37.289
5	1:22.887	+2.380	10:13:00.176
6	1:21.874	+1.367	10:14:22.050
7	1:20.959	+0.452	10:15:43.009
8	1:20.507		10:17:03.516
p9	1:44.141	+23.634	10:18:47.657

(#78) Peter Fail			
1	1:34.030	+13.520	10:06:30.486
2	1:22.082	+1.572	10:07:52.568
3	1:20.963	+0.453	10:09:13.531
4	1:20.510		10:10:34.041
5	1:20.663	+0.153	10:11:54.704
6	1:25.388	+4.878	10:13:20.092
7	1:24.399	+3.889	10:14:44.491
8	1:21.424	+0.914	10:16:05.915
9	1:21.025	+0.515	10:17:26.940
10	1:25.288	+4.778	10:18:52.228
p11	1:51.140	+30.630	10:20:43.368

(#19) Shelby Churchill			
p1	2:42.366	+1:21.845	10:07:56.966
2	1:29.832	+9.311	10:09:26.798
3	1:21.724	+1.203	10:10:48.522
4	1:25.104	+4.583	10:12:13.626
5	1:22.809	+2.288	10:13:36.435
6	1:20.521		10:14:56.956
7	1:22.581	+2.060	10:16:19.537
8	1:21.815	+1.294	10:17:41.352
9	1:20.621	+0.100	10:19:01.973
10	1:21.262	+0.741	10:20:23.235
11	1:20.959	+0.438	10:21:44.194
12	1:21.221	+0.700	10:23:05.415
13	1:20.726	+0.205	10:24:26.141

(#18) Dave Valliere			
1	1:29.522	+8.767	10:06:47.941
2	1:22.547	+1.792	10:08:10.488
3	1:23.032	+2.277	10:09:33.520
4	1:21.265	+0.510	10:10:54.785

(#20) Robert Karl			
5	1:21.222	+0.467	10:12:16.007
6	1:24.137	+3.382	10:13:40.144
7	1:21.147	+0.392	10:15:01.291
8	1:24.003	+3.248	10:16:25.294
9	1:21.301	+0.546	10:17:46.595
10	1:22.053	+1.298	10:19:08.648
11	1:21.685	+0.930	10:20:30.333
12	1:20.755		10:21:51.088
p13	1:37.139	+16.384	10:23:28.227

(#4) Peter Morrison			
1	1:28.902	+7.810	10:06:54.567
2	1:23.508	+2.416	10:08:18.075
3	1:22.090	+0.998	10:09:40.165
4	1:21.646	+0.554	10:11:01.811
5	1:21.608	+0.516	10:12:23.419
6	1:22.108	+1.016	10:13:45.527
7	1:21.780	+0.688	10:15:07.307
8	1:23.030	+1.938	10:16:30.337
9	1:24.156	+3.064	10:17:54.493
10	1:23.396	+2.304	10:19:17.889
11	1:21.092		10:20:38.981
12	1:22.022	+0.930	10:22:01.003
13	1:21.805	+0.713	10:23:22.808
14	1:23.421	+2.329	10:24:46.229

(#50) Christopher Milton-Hall			
1	1:32.432	+11.100	10:06:34.694
2	1:24.385	+3.053	10:07:59.079
3	1:22.589	+1.257	10:09:21.668
4	1:22.452	+1.120	10:10:44.120
5	1:22.961	+1.629	10:12:07.081
6	1:21.891	+0.559	10:13:28.972
7	1:24.427	+3.095	10:14:53.999
8	1:23.712	+2.380	10:16:17.111
9	1:22.395	+1.063	10:17:39.506
10	1:22.002	+0.670	10:19:01.508
11	1:22.934	+1.602	10:20:24.442
12	1:21.332		10:21:45.774
13	1:22.727	+1.395	10:23:08.501
p14	1:42.288	+20.956	10:24:50.789

(#00) Kent Vaccaro			
1	1:37.990	+14.988	10:07:36.507
2	1:29.302	+6.300	10:09:05.809

Joshua Underwood, Chief of Timing & Scoring

Bob Introne, Chief Steward / Jack Hanifan, Chairman SOM

Orbits

www.mylaps.com
Licensed to: NEDIV



New England Region NERRC Memorial Day Weekend Qualifying Result



Memorial Day Weekend Regionals and CRE

Grp 5 - SSM, SM2, STU, STL

New Hampshire Mtr Spdway S/F 1.600 miles

Qual

2016-05-28 09:55

Qualifying started at 10:04:53

Lap	Lap Tm	Diff	Time of Day
3	1:27.945	+4.943	10:10:33.754
4	1:25.844	+2.842	10:11:59.598
5	1:25.153	+2.151	10:13:24.751
6	1:28.452	+5.450	10:14:53.203
7	1:25.037	+2.035	10:16:18.240
8	1:23.002		10:17:41.242
9	1:56.028	+33.026	10:19:37.270
10	1:25.781	+2.779	10:21:03.051
11	1:24.624	+1.622	10:22:27.675
12	1:27.179	+4.177	10:23:54.854
13	1:26.169	+3.167	10:25:21.023

(#71) Andrew Wickline

1	1:33.876	+10.316	10:06:30.863
2	1:23.560		10:07:54.423
3	1:24.567	+1.007	10:09:18.990
4	1:24.300	+0.740	10:10:43.290
5	1:25.737	+2.177	10:12:09.027
6	1:24.789	+1.229	10:13:33.816
7	1:24.934	+1.374	10:14:58.750
8	1:28.290	+4.730	10:16:27.040
9	1:28.106	+4.546	10:17:55.146
10	1:30.483	+6.923	10:19:25.629
11	1:24.814	+1.254	10:20:50.443
12	1:26.175	+2.615	10:22:16.618
13	1:25.130	+1.570	10:23:41.748
14	1:25.366	+1.806	10:25:07.114

(#12) Brandon Kristel

1	1:34.081	+10.154	10:06:32.092
2	1:24.804	+0.877	10:07:56.896
3	1:24.847	+0.920	10:09:21.743
4	1:25.966	+2.039	10:10:47.709
5	1:25.306	+1.379	10:12:13.015
6	1:26.176	+2.249	10:13:39.191
7	1:24.822	+0.895	10:15:04.013
8	1:23.927		10:16:27.940
9	1:26.090	+2.163	10:17:54.030
10	1:25.083	+1.156	10:19:19.113
p11	1:40.292	+16.365	10:20:59.405

(#53) Alan Dunklee

1	1:32.156	+8.029	10:06:32.935
2	1:25.928	+1.801	10:07:58.863
3	1:24.127		10:09:22.990
4	1:25.237	+1.110	10:10:48.227
5	1:26.248	+2.121	10:12:14.475
6	1:26.364	+2.237	10:13:40.839
p7	1:34.754	+10.627	10:15:15.593

(#89) Wendy Cappola

1	1:44.091	+19.594	10:07:20.940
2	1:27.804	+3.307	10:08:48.744
3	1:27.037	+2.540	10:10:15.781
4	1:26.648	+2.151	10:11:42.429
5	1:26.232	+1.735	10:13:08.661
6	1:24.938	+0.441	10:14:33.599
7	1:25.198	+0.701	10:15:58.797
8	1:25.739	+1.242	10:17:24.536
9	1:26.909	+2.412	10:18:51.445
10	1:26.570	+2.073	10:20:18.015

Lap	Lap Tm	Diff	Time of Day
11	1:24.497		10:21:42.512
12	1:25.720	+1.223	10:23:08.232
13	1:26.773	+2.276	10:24:35.005

(#35) Dominic Karl

1	4:31.190	+3:05.439	10:09:38.775
2	1:26.614	+0.863	10:11:05.389
3	1:25.654	-0.097	10:12:31.043
4	1:25.751		10:13:56.794
p5	1:45.864	+20.113	10:15:42.658

(#7) Isaac Miskoe

1	1:41.743	+13.196	10:06:59.677
2	1:35.222	+6.675	10:08:34.899
3	1:33.288	+4.741	10:10:08.187
4	1:34.068	+5.521	10:11:42.255
5	1:36.344	+7.797	10:13:18.599
6	1:34.357	+5.810	10:14:52.956
7	1:30.980	+2.433	10:16:23.936
8	1:29.987	+1.440	10:17:53.923
9	1:34.516	+5.969	10:19:28.439
10	1:28.547		10:20:56.986
11	1:29.157	+0.610	10:22:26.143
12	1:28.568	+0.021	10:23:54.711
13	1:28.549	+0.002	10:25:23.260

Joshua Underwood, Chief of Timing & Scoring

Bob Introne, Chief Steward / Jack Hanifan, Chairman SOM

Orbits

Joshua Underwood

www.mylaps.com
Licensed to: NEDIV



New England Region NERRC Memorial Day Weekend Qualifying Result



Memorial Day Weekend Regionals and CRE

Sorted on Best Lap time

Grp 6 - SRF, SRF3, EVSR, SPU

New Hampshire Mtr Spdway S/F 1.600 miles

Qual

2016-05-28 10:20

Qualifying started at 10:30:22

Pos	No.	Name	Class	Best Tm	Diff	Best Speed	In Lap	Make-Model	Sponsor
1	#8	David Ferguson	SRF3	1:13.100		78.796	16	Spec Racer Ford/Bl	
2	#16	Roger Feghali	SRF3	1:14.093	0.993	77.740	11	Ford spec racer for	na
3	#13	Thomas Riley	SRF	1:14.295	1.195	77.529	7	Spec Racer Ford/bl	TRAC Consulting
4	#4	Scott James	SRF	1:14.873	1.773	76.930	14	SCCA Enterprises S	Chicane Racing/Mo
5	#25	Ed Tisdale	SRF3	1:15.152	2.052	76.645	5	SCCA Enterprises S	OTT Communicatio
6	#69	Mark Saviet	SRF	1:15.367	2.267	76.426	10	Spec Racer Ford/bl	DADDYLUBE - 'Sen
7	#62	Thomas Kirchman	SRF	1:15.563	2.463	76.228	14	SCCA Enterprises S	
8	#20	Steve Owens	SRF	1:15.602	2.502	76.188	16	SCCA SRF/Yellow/E	Finish Line Product
9	#17	Steven Spano	SRF	1:16.206	3.106	75.585	16	Ford SRF/White an	Black Flag Racing
10	#31	Leslie Kurz	SRF	1:16.267	3.167	75.524	14	Spec Racer Ford/pi	

Joshua Underwood, Chief of Timing & Scoring

Orbits

Bob Introne, Chief Steward / Jack Hanifan, Chairman SOM

www.mylaps.com
Licensed to: NEDiv



New England Region NERRC Memorial Day Weekend Qualifying Result



Memorial Day Weekend Regionals and CRE

Grp 6 - SRF, SRF3, EVSR, SPU

New Hampshire Mtr Spdway S/F 1.600 miles

Qual

2016-05-28 10:20

Qualifying started at 10:30:22

Lap	Lap Tm	Diff	Time of Day	Lap	Lap Tm	Diff	Time of Day	Lap	Lap Tm	Diff	Time of Day
(#8) David Ferguson				9	1:15.862	+0.989	10:42:14.483	1	1:20.010	+4.408	10:31:42.960
1	1:23.270	+10.170	10:31:50.359	10	1:16.061	+1.188	10:43:30.544	2	1:17.179	+1.577	10:33:00.139
2	1:14.270	+1.170	10:33:04.629	11	1:15.859	+0.986	10:44:46.403	3	1:17.364	+1.762	10:34:17.503
3	1:13.510	+0.410	10:34:18.139	12	1:15.508	+0.635	10:46:01.911	4	1:18.351	+2.749	10:35:35.854
4	1:16.124	+3.024	10:35:34.263	13	1:15.834	+0.961	10:47:17.745	5	1:16.945	+1.343	10:36:52.799
5	1:14.120	+1.020	10:36:48.383	14	1:14.873		10:48:32.618	6	1:16.492	+0.890	10:38:09.291
6	1:14.403	+1.303	10:38:02.786	15	1:15.173	+0.300	10:49:47.791	7	1:15.997	+0.395	10:39:25.288
7	1:13.837	+0.737	10:39:16.623	16	1:14.915	+0.042	10:51:02.706	8	1:15.801	+0.199	10:40:41.089
8	1:13.572	+0.472	10:40:30.195	(#25) Ed Tisdale				9	1:15.793	+0.191	10:41:56.882
9	1:14.011	+0.911	10:41:44.206	1	1:32.138	+16.986	10:32:06.283	10	1:15.707	+0.105	10:43:12.589
10	1:13.783	+0.683	10:42:57.989	2	1:16.456	+1.304	10:33:22.739	11	1:15.663	+0.061	10:44:28.252
11	1:13.230	+0.130	10:44:11.219	3	1:15.254	+0.102	10:34:37.993	12	1:16.278	+0.676	10:45:44.530
12	1:13.504	+0.404	10:45:24.723	4	1:15.811	+0.659	10:35:53.804	13	1:15.983	+0.381	10:47:00.513
13	1:14.334	+1.234	10:46:39.057	5	1:15.152		10:37:08.956	14	1:15.816	+0.214	10:48:16.329
14	1:15.255	+2.155	10:47:54.312	6	1:15.808	+0.656	10:38:24.764	15	1:15.687	+0.085	10:49:32.016
15	1:13.807	+0.707	10:49:08.119	7	1:15.388	+0.236	10:39:40.152	16	1:15.602		10:50:47.618
16	1:13.100		10:50:21.219	8	1:15.783	+0.631	10:40:55.935	(#17) Steven Spano			
(#16) Roger Feghali				9	1:15.950	+0.798	10:42:11.885	1	1:27.992	+11.786	10:31:57.885
1	1:29.365	+15.272	10:32:06.726	10	1:16.724	+1.572	10:43:28.609	2	1:22.886	+6.680	10:33:20.771
2	1:16.575	+2.482	10:33:23.301	11	1:16.915	+1.763	10:44:45.524	3	1:19.280	+3.074	10:34:40.051
3	1:16.780	+2.687	10:34:40.081	12	1:15.461	+0.309	10:46:00.985	4	1:17.662	+1.456	10:35:57.713
4	1:15.000	+0.907	10:35:55.081	13	1:16.207	+1.055	10:47:17.192	5	1:16.819	+0.613	10:37:14.532
5	1:14.633	+0.540	10:37:09.714	14	1:19.740	+4.588	10:48:36.932	6	1:17.752	+1.546	10:38:32.284
6	1:16.080	+1.987	10:38:25.794	15	1:15.872	+0.720	10:49:52.804	7	1:17.298	+1.092	10:39:49.582
7	1:14.845	+0.752	10:39:40.639	16	1:16.263	+1.111	10:51:09.067	8	1:17.910	+1.704	10:41:07.492
8	1:14.255	+0.162	10:40:54.894	(#69) Mark Saviet				9	1:16.543	+0.337	10:42:24.035
9	1:14.542	+0.449	10:42:09.436	1	1:30.203	+14.836	10:32:12.932	10	1:16.247	+0.041	10:43:40.282
10	1:14.380	+0.287	10:43:23.816	2	1:17.205	+1.838	10:33:30.137	11	1:16.411	+0.205	10:44:56.693
11	1:14.093		10:44:37.909	3	1:15.848	+0.481	10:34:45.985	12	1:17.080	+0.874	10:46:13.773
12	1:15.799	+1.706	10:45:53.708	4	1:15.868	+0.501	10:36:01.853	13	1:17.297	+1.091	10:47:31.070
p13	2:34.394	+1:20.301	10:48:28.102	5	1:16.156	+0.789	10:37:18.009	14	1:16.230	+0.024	10:48:47.300
(#13) Thomas Riley				6	1:16.299	+0.932	10:38:34.308	15	1:16.509	+0.303	10:50:03.809
1	1:31.456	+17.161	10:32:12.535	7	1:15.984	+0.617	10:39:50.292	16	1:16.206		10:51:20.015
2	1:16.814	+2.519	10:33:29.349	8	1:16.328	+0.961	10:41:06.620	(#31) Leslie Kurz			
3	1:15.268	+0.973	10:34:44.617	9	1:15.854	+0.487	10:42:22.474	1	1:33.300	+17.033	10:32:12.170
4	1:15.358	+1.063	10:35:59.975	10	1:15.367		10:43:37.841	2	1:20.660	+4.393	10:33:32.830
5	1:14.712	+0.417	10:37:14.687	11	1:36.906	+21.539	10:45:14.747	3	1:19.816	+3.549	10:34:52.646
6	1:14.542	+0.247	10:38:29.229	12	1:19.175	+3.808	10:46:33.922	4	1:18.517	+2.250	10:36:11.163
7	1:14.295		10:39:43.524	p13	3:01.834	+1:46.467	10:49:35.756	5	1:17.786	+1.519	10:37:28.949
8	1:15.282	+0.987	10:40:58.806	(#62) Thomas Kirchman				6	1:17.806	+1.539	10:38:46.755
9	1:14.391	+0.096	10:42:13.197	1	1:24.139	+8.576	10:31:52.621	7	1:17.549	+1.282	10:40:04.304
10	1:15.764	+1.469	10:43:28.961	2	1:19.504	+3.941	10:33:12.125	8	1:17.819	+1.552	10:41:22.123
11	1:15.034	+0.739	10:44:43.995	3	1:17.366	+1.803	10:34:29.491	9	1:17.486	+1.219	10:42:39.609
12	1:14.505	+0.210	10:45:58.500	4	1:17.090	+1.527	10:35:46.581	10	1:16.992	+0.725	10:43:56.601
13	1:14.986	+0.691	10:47:13.486	5	1:16.344	+0.781	10:37:02.925	11	1:16.836	+0.569	10:45:13.437
14	1:14.617	+0.322	10:48:28.103	6	1:16.466	+0.903	10:38:19.391	12	1:16.511	+0.244	10:46:29.948
15	1:14.789	+0.494	10:49:42.892	7	1:16.872	+1.309	10:39:36.263	13	1:16.656	+0.389	10:47:46.604
16	1:14.800	+0.505	10:50:57.692	8	1:17.229	+1.666	10:40:53.492	14	1:16.267		10:49:02.871
(#4) Scott James				9	1:19.492	+3.929	10:42:12.984	15	1:16.572	+0.305	10:50:19.443
1	1:28.183	+13.310	10:32:00.454	10	1:16.227	+0.664	10:43:29.211	(#20) Steve Owens			
2	1:17.985	+3.112	10:33:18.439	11	1:15.883	+0.320	10:44:45.094	1	1:24.139	+8.576	10:31:52.621
3	1:17.367	+2.494	10:34:35.806	12	1:16.790	+1.227	10:46:01.884	2	1:19.504	+3.941	10:33:12.125
4	1:16.476	+1.603	10:35:52.282	13	1:16.984	+1.421	10:47:18.868	3	1:17.366	+1.803	10:34:29.491
5	1:16.293	+1.420	10:37:08.575	14	1:15.563		10:48:34.431	4	1:17.090	+1.527	10:35:46.581
6	1:18.564	+3.691	10:38:27.139	15	1:16.068	+0.505	10:49:50.499	5	1:16.344	+0.781	10:37:02.925
7	1:15.846	+0.973	10:39:42.985	16	1:16.015	+0.452	10:51:06.514	6	1:16.466	+0.903	10:38:19.391
8	1:15.636	+0.763	10:40:58.621					7	1:16.872	+1.309	10:39:36.263

Joshua Underwood, Chief of Timing & Scoring

Orbits

Bob Introne, Chief Steward / Jack Hanifan, Chairman SOM

Joshua Underwood

www.mylaps.com
Licensed to: NEDiv



New England Region NERRC Memorial Day Weekend Qualifying Result



Memorial Day Weekend Regionals and CRE

Sorted on Best Lap time

Grp 7 - SM, SM5, SMT, T3-4, B-Spec, ITB

New Hampshire Mtr Spdway S/F 1.600 miles

Qual

2016-05-28 10:45

Qualifying started at 10:56:24

Pos	No.	Name	Class	Best Tm	Diff	Best Speed	In Lap	Make-Model	Sponsor
1	#95	Kenneth Payson	T4	1:16.464		75.330	3	Mazda Miata/red	Hoosier Red Line C
2	#30	Tom Bogar	SM	1:17.806	1.342	74.030	3	Mazda Miata/Black	AUTEX MAZDA KEE
3	#98	Jerry Rigoli	SM	1:17.850	1.386	73.988	5	Mazda Miata/Silver	Rigoli.com
4	#70	Jimmy Locke	SM	1:17.954	1.490	73.890	4	Mazda Miata/rusty	NorthEast Earth Me
5	#17	J T Coupal	SM	1:17.996	1.532	73.850	9	Mazda Miata/Blu/Bl	Flatout Motorsport:
6	#63	Hugh McHaffie	SM	1:18.241	1.777	73.619	13	Mazda Miata/blue	
7	#05	Dwayne Bennett	SM	1:18.367	1.903	73.500	9	Mazda Miata/Black	LTD Racing
8	#73	Xiang Li	SM	1:18.488	2.024	73.387	3	Mazda Spec Miata/	
9	#13	Robert Reed	SM	1:18.577	2.113	73.304	3	Mazda Miata/Greer	LTD Racing
10	#06	Jeff Longo	SM	1:18.760	2.296	73.134	3	Mazda Miata/red	LTD Racing / Marbl
11	#52	Raymond Blethen	T4	1:19.203	2.739	72.725	11	Mazda RX8/Blue/Ye	RST Performsnce T
12	#121	Gregory Pecora	T3	1:19.593	3.129	72.368	2	Mazda Mx 5 cup ca	Pecora Motorsports
13	#181	Marc Ulan	SM	1:20.205	3.741	71.816	5	Mazda Miata/white,	
14	#144	Dave Kuchrawy	SM	1:20.230	3.766	71.794	4	Mazda Miata/Black	
15	#33	Rebecca Harvey	SM	1:20.779	4.315	71.306	2	Mazda Miata/Blue	Road Rebels
16	#91	Anthony Vaccaro	SM	1:21.202	4.738	70.934	9	Mazda Miata/Blue C	Flatout Motorsport:
17	#2	Nat Wentworth	ITB	1:21.368	4.904	70.789	9	Volkswagen Golf/Bl	Eriksson Industries
18	#87	Jim Carlson	ITB	1:22.377	5.913	69.922	8	Volvo 142E/yellow/	Swedish Pit
19	#12	Brandon Kristel	SM	1:23.250	6.786	69.189	3	Mazda miata/red	
20	#00	Kent Vaccaro	SM	1:23.387	6.923	69.076	14	Mazda Miata/Blue C	Flatout Motorsport:
21	#15	Jody Leverone	SM	1:23.798	7.334	68.737	7	Mazda Miata/Blue E	Father-Daughter Ri
22	#89	Wendy Cappola	SM	1:24.387	7.923	68.257	13	Mazda Miata/Blue	She Racing
23	#6	James Elder	T3	1:24.625	8.161	68.065	13	Nissan 350Z/Red	
24	#35	Christian Blake	ITB	1:24.857	8.393	67.879	12	Volkswagen Golf/W	Precision Motorspo
25	#169	CJ Danek	T4	1:25.058	8.594	67.718	13	Mini cooper S/red	
26	#83	Jim Bucci	T4	1:25.209	8.745	67.598	3	Honda Civic/Black	Thanks Trish LYLO
27	#39	David Celani	ITB	1:25.461	8.997	67.399	13	Volkswagen Golf/Ye	

Joshua Underwood, Chief of Timing & Scoring


Orbits

Bob Introne, Chief Steward / Jack Hanifan, Chairman SOM

www.mylaps.com
Licensed to: NEDiv



New England Region NERRC Memorial Day Weekend Qualifying Result



Memorial Day Weekend Regionals and CRE

Grp 7 - SM, SM5, SMT, T3-4, B-Spec, ITB

New Hampshire Mtr Spdwy S/F 1.600 miles

Qual

2016-05-28 10:45

Qualifying started at 10:56:24

Lap	Lap Tm	Diff	Time of Day
(#95) Kenneth Payson			
1	1:38.280	+21.816	10:58:55.478
2	1:17.204	+0.740	11:00:12.682
3	1:16.464		11:01:29.146
p4	3:10.263	+1:53.799	11:04:39.409

Lap	Lap Tm	Diff	Time of Day
(#30) Tom Bogar			
1	1:33.452	+15.646	10:57:58.127
2	1:18.513	+0.707	10:59:16.640
3	1:17.806		11:00:34.446
4	1:18.046	+0.240	11:01:52.492
5	1:19.081	+1.275	11:03:11.573
6	1:17.906	+0.100	11:04:29.479

Lap	Lap Tm	Diff	Time of Day
(#98) Jerry Rigoli			
1	1:30.660	+12.810	10:58:35.220
2	1:21.065	+3.215	10:59:56.285
3	1:20.080	+2.230	11:01:16.365
4	1:19.173	+1.323	11:02:35.538
5	1:17.850		11:03:53.388
6	1:18.156	+0.306	11:05:11.544
7	1:18.119	+0.269	11:06:29.663
p8	1:44.329	+26.479	11:08:13.992

Lap	Lap Tm	Diff	Time of Day
(#70) Jimmy Locke			
1	1:30.629	+12.675	10:57:59.276
2	1:18.699	+0.745	10:59:17.975
3	1:18.334	+0.380	11:00:36.309
4	1:17.954		11:01:54.263
5	1:18.812	+0.858	11:03:13.075
6	1:18.099	+0.145	11:04:31.174
7	1:18.746	+0.792	11:05:49.920
8	1:18.654	+0.700	11:07:08.574
9	1:20.841	+2.887	11:08:29.415
10	1:19.313	+1.359	11:09:48.728
11	1:18.952	+0.998	11:11:07.680
p12	2:43.989	+1:26.035	11:13:51.669

Lap	Lap Tm	Diff	Time of Day
(#17) J T Coupal			
1	1:24.364	+6.368	10:58:12.977
2	1:18.243	+0.247	10:59:31.220
3	1:18.441	+0.445	11:00:49.661
4	1:19.656	+1.660	11:02:09.317
5	1:18.179	+0.183	11:03:27.496
6	1:18.149	+0.153	11:04:45.645
7	1:18.824	+0.828	11:06:04.469
8	1:18.235	+0.239	11:07:22.704
9	1:17.996		11:08:40.700
10	1:19.505	+1.509	11:10:00.205
p11	1:33.966	+15.970	11:11:34.171

Lap	Lap Tm	Diff	Time of Day
(#63) Hugh McHaffie			
1	1:23.943	+5.702	10:58:15.177
2	1:18.876	+0.635	10:59:34.053
3	1:20.976	+2.735	11:00:55.029
4	1:18.378	+0.137	11:02:13.407
5	1:19.128	+0.887	11:03:32.535
6	1:20.025	+1.784	11:04:52.560
7	1:20.940	+2.699	11:06:13.500
8	1:18.812	+0.571	11:07:32.312

Lap	Lap Tm	Diff	Time of Day
9	1:18.247	+0.006	11:08:50.559
10	1:18.371	+0.130	11:10:08.930
11	1:19.451	+1.210	11:11:28.381
12	1:20.550	+2.309	11:12:48.931
13	1:18.241		11:14:07.172
14	1:18.373	+0.132	11:15:25.545
15	1:18.295	+0.054	11:16:43.840

Lap	Lap Tm	Diff	Time of Day
(#05) Dwayne Bennett			
1	1:24.704	+6.337	10:58:12.859
2	1:20.330	+1.963	10:59:33.189
3	1:20.938	+2.571	11:00:54.127
4	1:18.694	+0.327	11:02:12.821
5	1:20.624	+2.257	11:03:33.445
6	1:19.271	+0.904	11:04:52.716
7	1:20.958	+2.591	11:06:13.674
8	1:19.566	+1.199	11:07:33.240
9	1:18.367		11:08:51.607
p10	1:36.009	+17.642	11:10:27.616

Lap	Lap Tm	Diff	Time of Day
(#73) Xiang Li			
1	1:24.393	+5.905	10:58:12.004
2	1:18.879	+0.391	10:59:30.883
3	1:18.488		11:00:49.371
4	1:21.584	+3.096	11:02:10.955
5	1:18.897	+0.409	11:03:29.852
6	1:18.494	+0.006	11:04:48.346
p7	1:42.246	+23.758	11:06:30.592

Lap	Lap Tm	Diff	Time of Day
(#13) Robert Reed			
1	1:30.703	+12.126	10:58:26.917
2	1:20.099	+1.522	10:59:47.016
3	1:18.577		11:01:05.593
4	1:20.503	+1.926	11:02:26.096
p5	1:46.450	+27.873	11:04:12.546

Lap	Lap Tm	Diff	Time of Day
(#06) Jeff Longo			
1	1:32.208	+13.448	10:58:25.201
2	1:20.593	+1.833	10:59:45.794
3	1:18.760		11:01:04.554
4	1:31.220	+12.460	11:02:35.774
5	1:22.369	+3.609	11:03:58.143

Lap	Lap Tm	Diff	Time of Day
(#52) Raymond Blethen			
1	1:27.975	+8.772	10:58:42.726
2	1:20.522	+1.319	11:00:03.248
3	1:23.215	+4.012	11:01:26.463
4	1:21.570	+2.367	11:02:48.033
5	1:19.574	+0.371	11:04:07.607
6	1:19.552	+0.349	11:05:27.159
7	1:19.926	+0.723	11:06:47.085
8	1:19.517	+0.314	11:08:06.602
9	1:19.730	+0.527	11:09:26.332
10	1:20.061	+0.858	11:10:46.393
11	1:19.203		11:12:05.596
12	1:19.698	+0.495	11:13:25.294
13	1:20.162	+0.959	11:14:45.456
14	1:19.645	+0.442	11:16:05.101

Lap	Lap Tm	Diff	Time of Day
(#121) Gregory Pecora			
1	1:30.456	+10.863	10:57:55.373

Lap	Lap Tm	Diff	Time of Day
2	1:19.593		10:59:14.966
3	1:23.009	+3.416	11:00:37.975
4	1:21.100	+1.507	11:01:59.075
5	1:19.897	+0.304	11:03:18.972
6	1:20.554	+0.961	11:04:39.526
p7	1:48.804	+29.211	11:06:28.330

Lap	Lap Tm	Diff	Time of Day
(#181) Marc Ulan			
1	1:32.484	+12.279	10:58:30.935
2	1:24.770	+4.565	10:59:55.705
3	1:22.906	+2.701	11:01:18.611
4	1:20.467	+0.262	11:02:39.078
5	1:20.205		11:03:59.283
6	1:20.805	+0.600	11:05:20.088
7	1:21.324	+1.119	11:06:41.412
8	1:23.932	+3.727	11:08:05.344
9	1:20.802	+0.597	11:09:26.146
10	1:22.446	+2.241	11:10:48.592
11	1:20.977	+0.772	11:12:09.569
12	1:20.682	+0.477	11:13:30.251
13	1:22.670	+2.465	11:14:52.921
14	1:21.794	+1.589	11:16:14.715

Lap	Lap Tm	Diff	Time of Day
(#144) Dave Kuchrawy			
1	1:32.209	+11.979	10:58:31.357
2	1:24.768	+4.538	10:59:56.125
3	1:23.390	+3.160	11:01:19.515
4	1:20.230		11:02:39.745
5	1:20.347	+0.117	11:04:00.092
6	1:20.637	+0.407	11:05:20.729
7	1:20.936	+0.706	11:06:41.665
8	1:24.051	+3.821	11:08:05.716
9	1:22.013	+1.783	11:09:27.729
p10	1:33.115	+12.885	11:11:00.844

Lap	Lap Tm	Diff	Time of Day
(#33) Rebecca Harvey			
1	1:33.560	+12.781	10:58:00.851
2	1:20.779		10:59:21.630
3	1:22.865	+2.086	11:00:44.495
4	1:22.462	+1.683	11:02:06.957
5	1:22.802	+2.023	11:03:29.759
6	1:22.758	+1.979	11:04:52.517
7	1:27.246	+6.467	11:06:19.763
8	1:23.250	+2.471	11:07:43.013
9	1:22.116	+1.337	11:09:05.129
10	1:21.604	+0.825	11:10:26.733
p11	1:52.104	+31.325	11:12:18.837

Lap	Lap Tm	Diff	Time of Day
(#91) Anthony Vaccaro			
1	1:33.970	+12.768	10:58:37.165
2	1:22.855	+1.653	11:00:00.020
3	1:27.879	+6.677	11:01:27.899
4	1:25.746	+4.544	11:02:53.645
5	1:23.550	+2.348	11:04:17.195
6	1:23.590	+2.388	11:05:40.785
7	1:23.860	+2.658	11:07:04.645
8	1:22.821	+1.619	11:08:27.466
9	1:21.202		11:09:48.668
10	1:23.220	+2.018	11:11:11.888
11	1:21.380	+0.178	11:12:33.268
12	1:21.656	+0.454	11:13:54.924

Joshua Underwood, Chief of Timing & Scoring

Bob Introne, Chief Steward / Jack Hanifan, Chairman SOM

Orbits

Joshua Underwood

www.mylaps.com

Licensed to: NEDIV



New England Region NERRC Memorial Day Weekend Qualifying Result



Memorial Day Weekend Regionals and CRE

Grp 7 - SM, SM5, SMT, T3-4, B-Spec, ITB

New Hampshire Mtr Spdwy S/F 1.600 miles

Qual

2016-05-28 10:45

Qualifying started at 10:56:24

Lap	Lap Tm	Diff	Time of Day
13	1:22.120	+0.918	11:15:17.044
14	1:22.345	+1.143	11:16:39.389
(#2) Nat Wentworth			
1	1:36.133	+14.765	10:58:03.080
2	1:23.329	+1.961	10:59:26.409
3	1:23.425	+2.057	11:00:49.834
4	1:23.045	+1.677	11:02:12.879
5	1:25.770	+4.402	11:03:38.649
6	1:21.603	+0.235	11:05:00.252
7	1:22.110	+0.742	11:06:22.362
8	1:22.626	+1.258	11:07:44.988
9	1:21.368		11:09:06.356
10	1:21.477	+0.109	11:10:27.833
11	1:21.626	+0.258	11:11:49.459
12	1:21.767	+0.399	11:13:11.226
13	1:22.289	+0.921	11:14:33.515
14	1:21.884	+0.516	11:15:55.399
15	1:21.545	+0.177	11:17:16.944

Lap	Lap Tm	Diff	Time of Day
(#87) Jim Carlson			
1	1:35.822	+13.445	10:58:02.308
2	1:23.138	+0.761	10:59:25.446
3	1:23.278	+0.901	11:00:48.724
4	1:23.391	+1.014	11:02:12.115
5	1:23.706	+1.329	11:03:35.821
6	1:22.902	+0.525	11:04:58.723
7	1:23.065	+0.688	11:06:21.788
8	1:22.377		11:07:44.165
9	1:24.000	+1.623	11:09:08.165
10	1:24.403	+2.026	11:10:32.568
11	1:25.209	+2.832	11:11:57.777
12	1:26.166	+3.789	11:13:23.943
13	1:28.531	+6.154	11:14:52.474
14	1:25.613	+3.236	11:16:18.087

Lap	Lap Tm	Diff	Time of Day
(#12) Brandon Kristel			
1	1:31.626	+8.376	10:57:56.818
2	1:23.308	+0.058	10:59:20.126
3	1:23.250		11:00:43.376
4	1:24.328	+1.078	11:02:07.704
5	1:23.883	+0.633	11:03:31.587

Lap	Lap Tm	Diff	Time of Day
(#00) Kent Vaccaro			
1	1:31.093	+7.706	10:58:45.284
2	1:26.608	+3.221	11:00:11.892
3	1:24.136	+0.749	11:01:36.028
4	1:24.897	+1.510	11:03:00.925
5	1:24.356	+0.969	11:04:25.281
6	1:24.492	+1.105	11:05:49.773
7	1:23.777	+0.390	11:07:13.550
8	1:25.787	+2.400	11:08:39.337
9	1:24.420	+1.033	11:10:03.757
10	1:25.599	+2.212	11:11:29.356
11	1:24.476	+1.089	11:12:53.832
12	1:25.465	+2.078	11:14:19.297
13	1:25.001	+1.614	11:15:44.298
14	1:23.387		11:17:07.685

Lap	Lap Tm	Diff	Time of Day
(#15) Jody Leverone			
1	1:35.640	+11.842	10:58:30.527

Lap	Lap Tm	Diff	Time of Day
2	1:28.969	+5.171	10:59:59.496
3	1:26.836	+3.038	11:01:26.332
4	1:25.160	+1.362	11:02:51.492
5	1:24.582	+0.784	11:04:16.074
6	1:24.282	+0.484	11:05:40.356
7	1:23.798		11:07:04.154
p8	1:43.160	+19.362	11:08:47.314
(#89) Wendy Cappola			
1	1:36.718	+12.331	10:58:28.377
2	1:27.196	+2.809	10:59:55.573
3	1:32.031	+7.644	11:01:27.604
4	1:25.753	+1.366	11:02:53.357
5	1:26.183	+1.796	11:04:19.540
6	1:25.390	+1.003	11:05:44.930
7	1:26.139	+1.752	11:07:11.069
8	1:26.661	+2.274	11:08:37.730
9	1:25.568	+1.181	11:10:03.298
10	1:24.864	+0.477	11:11:28.162
11	1:24.741	+0.354	11:12:52.903
12	1:25.423	+1.036	11:14:18.326
13	1:24.387		11:15:42.713
14	1:24.665	+0.278	11:17:07.378

Lap	Lap Tm	Diff	Time of Day
(#6) James Elder			
1	1:42.325	+17.700	10:58:42.603
2	1:32.987	+8.362	11:00:15.590
3	1:28.897	+4.272	11:01:44.487
4	1:30.750	+6.125	11:03:15.237
5	1:29.880	+5.255	11:04:45.117
6	1:32.460	+7.835	11:06:17.577
7	1:31.909	+7.284	11:07:49.486
8	1:31.262	+6.637	11:09:20.748
9	1:29.315	+4.690	11:10:50.063
10	1:27.986	+3.361	11:12:18.049
11	1:27.337	+2.712	11:13:45.386
12	1:25.930	+1.305	11:15:11.316
13	1:24.625		11:16:35.941

Lap	Lap Tm	Diff	Time of Day
(#35) Christian Blake			
1	1:57.197	+32.340	10:58:44.947
2	1:34.489	+9.632	11:00:19.436
3	1:28.421	+3.564	11:01:47.857
4	1:30.378	+5.521	11:03:18.235
5	1:29.105	+4.248	11:04:47.340
6	1:32.326	+7.469	11:06:19.666
7	1:30.921	+6.064	11:07:50.587
8	1:28.225	+3.368	11:09:18.812
9	1:25.139	+0.282	11:10:43.951
10	1:25.133	+0.276	11:12:09.084
11	1:26.100	+1.243	11:13:35.184
12	1:24.857		11:15:00.041
13	1:25.723	+0.866	11:16:25.764

Lap	Lap Tm	Diff	Time of Day
(#169) CJ Danek			
1	1:38.178	+13.120	10:58:26.494
2	1:28.179	+3.121	10:59:54.673
3	1:28.820	+3.762	11:01:23.493
4	1:26.579	+1.521	11:02:50.072
5	1:25.709	+0.651	11:04:15.781
6	1:27.070	+2.012	11:05:42.851

Lap	Lap Tm	Diff	Time of Day
7	1:25.300	+0.242	11:07:08.151
8	1:25.613	+0.555	11:08:33.764
9	1:25.863	+0.805	11:09:59.627
10	1:25.643	+0.585	11:11:25.270
11	1:26.562	+1.504	11:12:51.832
12	1:26.948	+1.890	11:14:18.780
13	1:25.058		11:15:43.838
14	1:26.233	+1.175	11:17:10.071

Lap	Lap Tm	Diff	Time of Day
(#83) Jim Bucci			
1	1:33.078	+7.869	10:58:06.024
2	1:26.277	+1.068	10:59:32.301
3	1:25.209		11:00:57.510
4	1:25.452	+0.243	11:02:22.962
5	1:26.590	+1.381	11:03:49.552
6	1:25.550	+0.347	11:05:15.102
7	1:25.605	+0.396	11:06:40.707
8	1:29.017	+3.808	11:08:09.724
9	1:26.799	+1.590	11:09:36.523

Lap	Lap Tm	Diff	Time of Day
(#39) David Celani			
1	1:36.023	+10.562	10:58:26.112
2	1:28.766	+3.305	10:59:54.878
3	1:32.090	+6.629	11:01:26.968
4	1:30.069	+4.608	11:02:57.037
5	1:28.334	+2.873	11:04:25.371
6	1:29.218	+3.757	11:05:54.589
7	1:27.403	+1.942	11:07:21.992
8	1:26.557	+1.096	11:08:48.549
9	1:27.306	+1.845	11:10:15.855
10	1:26.240	+0.779	11:11:42.095
11	1:27.215	+1.754	11:13:09.310
12	1:26.785	+1.324	11:14:36.095
13	1:25.461		11:16:01.556
14	1:26.080	+0.619	11:17:27.636

Joshua Underwood, Chief of Timing & Scoring

Orbits

Bob Introne, Chief Steward / Jack Hanifan, Chairman SOM

Joshua Underwood

www.mylaps.com
Licensed to: NEDIV



New England Region NERRC Memorial Day Weekend Qualifying Result



Memorial Day Weekend Regionals and CRE

Sorted on Best Lap time

Grp 8 - CRE

New Hampshire Mtr Spdway S/F 1.600 miles

Qual

2016-05-28 11:10

Qualifying started at 11:23:54

Pos	No.	Name	Class	Best Tm	Diff	Best Speed	In Lap	Make-Model	Sponsor
1	#27	Scott Simpson	CRE	1:17.299		74.516	11	Porsche 911 RSR/B	
2	#8	Kunwoo Park	CRE	1:22.214	4.915	70.061	11	BMW 325i/blue	
3	#39	Fred White	CRE	1:22.987	5.688	69.408	8	Honda CRX/red/wh	Hoosier
4	#114	Philip G Gott	CRE	1:26.969	9.670	66.230	9	Triumph TR4A/Red	Jean Green RD
5	#4	Peter Morrison	CRE	1:29.877	12.578	64.088	5	Mazda Miata/blue	Deja Vu Motorspor
6	#25	Chris Annibale	CRE	1:30.905	13.606	63.363	10	Toyota Celica/Red	
7	#9	Brian Wheaton	CRE	1:40.523	23.224	57.300	8	Ford Mustang/Orar	
8	#15	Syndia Czarnecki	CRE	1:47.205	29.906	53.729	7	Mazda RX7/Ice blu	

Joshua Underwood, Chief of Timing & Scoring

Orbits

Bob Introne, Chief Steward / Jack Hanifan, Chairman SOM

www.mylaps.com

Licensed to: NEDiv



New England Region NERRC Memorial Day Weekend Qualifying Result



Memorial Day Weekend Regionals and CRE

Grp 8 - CRE

New Hampshire Mtr Spdway S/F 1.600 miles

Qual

2016-05-28 11:10

Qualifying started at 11:23:54

Lap	Lap Tm	Diff	Time of Day
(#27) Scott Simpson			
1	2:17.998	+1:00.699	11:26:15.944
2	1:44.659	+27.360	11:28:00.603
3	1:41.295	+23.996	11:29:41.898
4	1:36.708	+19.409	11:31:18.606
5	1:27.099	+9.800	11:32:45.705
6	1:24.737	+7.438	11:34:10.442
7	1:20.393	+3.094	11:35:30.835
8	1:19.271	+1.972	11:36:50.106
9	1:18.712	+1.413	11:38:08.818
10	1:28.071	+10.772	11:39:36.889
11	1:17.299		11:40:54.188
12	1:19.264	+1.965	11:42:13.452

Lap	Lap Tm	Diff	Time of Day
(#8) Kunwoo Park			
1	2:17.943	+55.729	11:26:16.931
2	1:44.873	+22.659	11:28:01.804
3	1:42.424	+20.210	11:29:44.228
4	1:26.872	+4.658	11:31:11.100
5	1:24.551	+2.337	11:32:35.651
6	1:28.090	+5.876	11:34:03.741
7	1:22.681	+0.467	11:35:26.422
8	1:23.190	+0.976	11:36:49.612
9	1:23.180	+0.966	11:38:12.792
10	1:23.587	+1.373	11:39:36.379
11	1:22.214		11:40:58.593
12	1:22.809	+0.595	11:42:21.402

Lap	Lap Tm	Diff	Time of Day
(#39) Fred White			
1	2:19.492	+56.505	11:26:27.413
2	2:06.376	+43.389	11:28:33.789
3	1:58.456	+35.469	11:30:32.245
4	1:37.522	+14.535	11:32:09.767
5	1:52.972	+29.985	11:34:02.739
6	1:26.482	+3.495	11:35:29.221
7	1:24.001	+1.014	11:36:53.222
8	1:22.987		11:38:16.209
p9	1:32.377	+9.390	11:39:48.586
p10	1:59.236	+36.249	11:41:47.822

Lap	Lap Tm	Diff	Time of Day
(#114) Philip G Gott			
1	2:18.550	+51.581	11:26:14.057
2	1:45.377	+18.408	11:27:59.434
3	1:41.029	+14.060	11:29:40.463
4	1:34.259	+7.290	11:31:14.722
5	1:33.256	+6.287	11:32:47.978
6	1:33.543	+6.574	11:34:21.521
7	1:30.834	+3.865	11:35:52.355
8	1:28.597	+1.628	11:37:20.952
9	1:26.969		11:38:47.921
10	1:27.582	+0.613	11:40:15.503
11	1:27.694	+0.725	11:41:43.197

Lap	Lap Tm	Diff	Time of Day
(#4) Peter Morrison			
1	2:18.315	+48.438	11:26:13.134
2	1:45.844	+15.967	11:27:58.978
3	1:41.173	+11.296	11:29:40.151
4	1:38.480	+8.603	11:31:18.631
5	1:29.877		11:32:48.508
6	1:35.003	+5.126	11:34:23.511

Lap	Lap Tm	Diff	Time of Day
7	1:51.137	+21.260	11:36:14.648
8	1:47.306	+17.429	11:38:01.954
9	1:53.101	+23.224	11:39:55.055
10	1:41.087	+11.210	11:41:36.142

Lap	Lap Tm	Diff	Time of Day
(#25) Chris Annibale			
1	2:18.303	+47.398	11:26:14.699
2	1:45.207	+14.302	11:27:59.906
3	1:41.355	+10.450	11:29:41.261
4	1:37.045	+6.140	11:31:18.306
5	1:34.347	+3.442	11:32:52.653
6	1:35.992	+5.087	11:34:28.645
7	1:33.869	+2.964	11:36:02.514
8	1:31.777	+0.872	11:37:34.291
9	1:32.405	+1.500	11:39:06.696
10	1:30.905		11:40:37.601
11	1:32.318	+1.413	11:42:09.919

Lap	Lap Tm	Diff	Time of Day
(#9) Brian Wheaton			
1	2:17.533	+37.010	11:26:28.849
2	2:06.033	+25.510	11:28:34.882
3	1:59.708	+19.185	11:30:34.590
4	1:47.591	+7.068	11:32:22.181
5	1:46.382	+5.859	11:34:08.563
6	1:43.140	+2.617	11:35:51.703
7	1:40.855	+0.332	11:37:32.558
8	1:40.523		11:39:13.081
9	1:40.687	+0.164	11:40:53.768
10	1:40.966	+0.443	11:42:34.734

Lap	Lap Tm	Diff	Time of Day
(#15) Syndia Czarnecki			
1	2:17.360	+30.155	11:26:30.197
2	2:06.275	+19.070	11:28:36.472
3	2:01.305	+14.100	11:30:37.777
4	1:49.604	+2.399	11:32:27.381
5	1:56.152	+8.947	11:34:23.533
6	1:52.288	+5.083	11:36:15.821
7	1:47.205		11:38:03.026
8	1:52.097	+4.892	11:39:55.123

Joshua Underwood, Chief of Timing & Scoring

Orbits

Bob Introne, Chief Steward / Jack Hanifan, Chairman SOM

www.mylaps.com
Licensed to: NEDiv



**New England Region
NERRC Memorial Day Weekend
Qualifying Result**



Memorial Day Weekend Regionals and CRE

Sorted on Best Lap time

Grp 8 - CRE

New Hampshire Mtr Spdway S/F 1.600 miles

Qual 2

2016-05-28 15:55

Qualifying started at 16:50:52

Pos	No.	Name	Class	Best Tm	Diff	Best Speed	In Lap	Make-Model	Sponsor
1	#27	Anthony Serra	CRE	1:14.362		77.459	3	BMW 328i/Blue	Autotechnic/Mecca
2	#27	Scott Simpson	CRE	1:15.028	0.666	76.771	4	Porsche 911 RSR/B	
3	#8	Kunwoo Park	CRE	1:20.797	6.435	71.290	6	BMW 325i/blue	
4	#39	Fred White	CRE	1:23.144	8.782	69.277	6	Honda CRX/red/wh	Hoosier
5	#114	Philip G Gott	CRE	1:25.558	11.196	67.323	10	Triumph TR4A/Red	Jean Green RD
6	#81	Daniel Sheppard	CRE	1:30.126	15.764	63.911	2	Mazda RX-7/blue	
7	#25	Chris Annibale	CRE	1:31.895	17.533	62.680	4	Toyota Celica/Red	
8	#9	Brian Wheaton	CRE	1:39.299	24.937	58.007	9	Ford Mustang/Orar	
9	#15	Syndia Czarnecki	CRE	1:54.890	40.528	50.135	7	Mazda RX7/Ice blu	

Announcements

Time Prov hhmm Time Final hhmm

Joshua Underwood, Chief of Timing & Scoring

Orbits

Bob Introne, Chief Steward / Jack Hanifan, Chairman SOM

www.mylaps.com
Licensed to: NEDiv



New England Region NERRC Memorial Day Weekend Qualifying Result



Memorial Day Weekend Regionals and CRE

Grp 8 - CRE

New Hampshire Mtr Spdwy S/F 1.600 miles

Qual 2

2016-05-28 15:55

Qualifying started at 16:50:52

Lap	Lap Tm	Diff	Time of Day
(#27) Anthony Serra			
1	2:00.768	+46.406	16:53:28.775
2	1:21.939	+7.577	16:54:50.714
3	1:14.362		16:56:05.076
4	1:17.190	+2.828	16:57:22.266
5	1:16.917	+2.555	16:58:39.183
6	1:20.435	+6.073	16:59:59.618
7	3:05.257	+1:50.895	17:03:04.875
(#27) Scott Simpson			
1	1:22.686	+7.658	16:52:14.886
2	1:18.210	+3.182	16:53:33.096
3	1:18.484	+3.456	16:54:51.580
4	1:15.028		16:56:06.608
5	1:18.761	+3.733	16:57:25.369
6	1:16.928	+1.900	16:58:42.297
7	1:18.016	+2.988	17:00:00.313
8	1:18.557	+3.529	17:01:18.870
9	1:17.509	+2.481	17:02:36.379
10	1:24.114	+9.086	17:04:00.493
11	1:18.325	+3.297	17:05:18.818
12	1:20.058	+5.030	17:06:38.876
13	1:17.136	+2.108	17:07:56.012
14	1:17.529	+2.501	17:09:13.541
15	1:23.040	+8.012	17:10:36.581
(#8) Kunwoo Park			
1	1:30.452	+9.655	16:52:26.933
2	1:23.074	+2.277	16:53:50.007
3	1:21.736	+0.939	16:55:11.743
4	1:22.228	+1.431	16:56:33.971
5	1:23.011	+2.214	16:57:56.982
6	1:20.797		16:59:17.779
7	1:23.234	+2.437	17:00:41.013
p8	1:50.071	+29.274	17:02:31.084
(#39) Fred White			
1	2:08.750	+45.606	16:53:31.504
2	2:07.673	+44.529	16:55:39.177
3	1:26.756	+3.612	16:57:05.933
4	1:29.057	+5.913	16:58:34.990
5	1:24.676	+1.532	16:59:59.666
6	1:23.144		17:01:22.810
p7	1:43.339	+20.195	17:03:06.149
(#114) Philip G Gott			
1	1:32.647	+7.089	16:52:36.713
2	1:29.124	+3.566	16:54:05.837
3	1:32.538	+6.980	16:55:38.375
4	1:30.369	+4.811	16:57:08.744
5	1:29.075	+3.517	16:58:37.819
6	1:30.507	+4.949	17:00:08.326
7	1:30.317	+4.759	17:01:38.643
8	1:27.507	+1.949	17:03:06.150
9	1:28.102	+2.544	17:04:34.252
10	1:25.558		17:05:59.810
11	1:28.487	+2.929	17:07:28.297
12	1:27.267	+1.709	17:08:55.564
13	1:29.571	+4.013	17:10:25.135
14	1:28.812	+3.254	17:11:53.947

Lap	Lap Tm	Diff	Time of Day
(#81) Daniel Sheppard			
1	1:32.575	+2.449	16:52:32.789
2	1:30.126		16:54:02.915
3	1:42.020	+11.894	16:55:44.935
4	2:13.471	+43.345	16:57:58.406
5	2:01.699	+31.573	17:00:00.105
6	1:59.713	+29.587	17:01:59.818
7	2:00.922	+30.796	17:04:00.740
8	1:55.079	+24.953	17:05:55.819
9	1:55.889	+25.763	17:07:51.708
10	2:00.836	+30.710	17:09:52.544
11	1:56.660	+26.534	17:11:49.204
(#25) Chris Annibale			
1	1:38.134	+6.239	16:52:43.020
2	1:32.453	+0.558	16:54:15.473
3	1:32.280	+0.385	16:55:47.753
4	1:31.895		16:57:19.648
5	1:33.213	+1.318	16:58:52.861
6	1:33.690	+1.795	17:00:26.551
7	1:34.355	+2.460	17:02:00.906
8	1:33.751	+1.856	17:03:34.657
9	1:32.374	+0.479	17:05:07.031
10	1:33.207	+1.312	17:06:40.238
11	1:31.962	+0.067	17:08:12.200
12	1:37.421	+5.526	17:09:49.621
13	1:34.141	+2.246	17:11:23.762
(#9) Brian Wheaton			
1	1:51.199	+11.900	16:53:08.181
2	1:50.565	+11.266	16:54:58.746
3	1:49.240	+9.941	16:56:47.986
4	1:47.436	+8.137	16:58:35.422
5	1:45.096	+5.797	17:00:20.518
6	1:46.821	+7.522	17:02:07.339
7	1:47.456	+8.157	17:03:54.795
8	1:40.283	+0.984	17:05:35.078
9	1:39.299		17:07:14.377
10	1:39.652	+0.353	17:08:54.029
11	1:43.355	+4.056	17:10:37.384
(#15) Syndia Czarnecki			
1	2:09.161	+14.271	16:53:33.066
2	2:13.456	+18.566	16:55:46.522
3	2:13.686	+18.796	16:58:00.208
4	2:01.659	+6.769	17:00:01.867
5	2:00.462	+5.572	17:02:02.329
6	2:00.447	+5.557	17:04:02.776
7	1:54.890		17:05:57.666
8	1:57.267	+2.377	17:07:54.933
9	1:59.745	+4.855	17:09:54.678
10	1:57.144	+2.254	17:11:51.822

Joshua Underwood, Chief of Timing & Scoring

Orbits

Bob Introne, Chief Steward / Jack Hanifan, Chairman SOM

www.mylaps.com
Licensed to: NEDiv



New England Region NERRC Memorial Day Weekend Official Race Result



Memorial Day Weekend Regionals and CRE

Sorted on Laps

Grp 1 - GT1-2-3, AS, T1-2, ITE-R-S

New Hampshire Mtr Spdway S/F 1.600 miles

Race 1 #16-R-4239-S

2016-05-28 13:00

Race (19:00 and 1 Laps) started at 13:05:20

Pos	No.	Name	Class	Laps	Diff	Total Tm	Best Tm	Make-Model	Sponsor
1	#38	John Branscombe	GT1	14		16:37.474	1:09.892	Chevrolet Corv	Colony Used Auto Parts
2	#42	Michael Lavigne	T2	14	36.975	17:14.449	1:12.194	Ford Mustang	Auto Re-Nu-It Auto Box
3	#73	Mark Ketenci	ITR	14	57.629	17:35.103	1:13.439	BMW 328 ci/bl	3D Autoworks
4	#64	Robert Tucker	ITE	13	1 Lap	16:40.456	1:16.006	Porsche 911/G	
5	#24	Tony Lewis	T2	13	1 Lap	16:44.052	1:15.810	Chevrolet Carr	Taknology. M+A Auto S
6	#50	Stephen Blethen	ITR	13	1 Lap	16:59.899	1:16.293	Mazda RX8/Blu	RSTPerformance.com
7	#81	Zachary Slater	ITE	13	1 Lap	17:01.332	1:16.809	Porsche 944 T	
8	#14	Glenn Lawton	ITS	13	1 Lap	17:01.391	1:16.362	Mazda RX-7/w	Granite State Manufact
9	#74	Chris Jurkiewicz	ITE	13	1 Lap	17:02.614	1:16.068	BMW 325i/whi	Race Developments/Ca
10	#10	Matt Miskoe	ITS	13	1 Lap	17:08.688	1:18.110	Mazda Miata/E	WhoopAss Race Fuel
11	#56	Mike Frost	ITR	13	1 Lap	17:09.405	1:17.097	BMW 328i/Gre	Vermont Eco Floors
12	#51	Raymond Blethen	ITR	13	1 Lap	17:09.643	1:16.819	Mazda RX8/Blu	RST Performance Racir
13	#29	Domenic Crugnale	ITR	13	1 Lap	17:15.269	1:18.144	BMW 325is/wl	Scuderia GTJ Motorspo
14	#17	J T Coupal	ITS	13	1 Lap	17:28.705	1:18.751	Mazda Miata/E	Flatout Motorsports Mi
15	#44	Joe Stadelmann	ITS	13	1 Lap	18:02.637	1:19.640	Porsche 944S/	
16	#46	Russ Jones	ITR	13	1 Lap	18:08.818	1:16.901	Porsche 944S2	
17	#02	Suzy Hiniker	ITR	12	2 Laps	16:49.245	1:20.976	BMW E36/Mar	TheAutoBlonde.com
18	#80	Maurizio Cerasoli	GT2	10	4 Laps	12:17.733	1:10.124	Porsche 944 T	MCRacing
19	#5	Bob Demers	T2	9	5 Laps	11:39.993	1:16.034	Pontiac Solstic	MidWay Buick GMC
20	#40	Mark Gregory	ITS	6	8 Laps	7:53.382	1:17.094	Mazda Miata/c	Rosmar Racing
21	#9	Mark Wheaton	AS	6	8 Laps	8:08.899	1:18.126	Ford Mustang/	Vortex Motors
22	#27	Anthony Serra	ITR	4	10 Laps	4:59.614	1:13.506	BMW 328i/Blu	Autotechnic/Meccanic S

Not classified

DNS	#3	Brian Bagnall	ITR		DNS			Chevrolet Corv	Brian Bagnall Construct
DNS	#127	David Burke	GT3		DNS			Porsche 944/B	Marty's Buick GMC

Announcements

Time Prov 1323 Time Final 1428
 New Track Record (1:12.194) for T2 by Michael Lavigne.
 New Track Record (1:13.439) for ITR by Mark Ketenci.
 Early checker due to on-track incident

Margin of Victory	Avg. Speed	Best Lap Tm	Best Speed	Best Lap by
36.975	80.844	1:09.892	82.413	#38 - John Branscombe

Joshua Underwood, Chief of Timing & Scoring

Orbits

Bob Introne, Chief Steward / Jack Hanifan, Chairman SOM

www.mylaps.com
 Licensed to: NEDiv



New England Region NERRC Memorial Day Weekend Official Race Result



Memorial Day Weekend Regionals and CRE

Sorted on Laps

Grp 1 - GT1-2-3, AS, T1-2, ITE-R-S

New Hampshire Mtr Spdway S/F 1.600 miles

Race 1 #16-R-4239-S

2016-05-28 13:00

Race (19:00 and 1 Laps) started at 13:05:20

Pos	No.	Name	Class	Laps	Diff	Total Tm	Best Tm	Make-Model	Sponsor
AS									
1	#9	Mark Wheaton	AS	6		8:08.899	1:18.126	Ford Mustang/	Vortex Motors
GT1									
1	#38	John Branscombe	GT1	14		16:37.474	1:09.892	Chevrolet Corv	Colony Used Auto Parts
GT2									
1	#80	Maurizio Cerasoli	GT2	10		12:17.733	1:10.124	Porsche 944 T	MCRacing
Not classified									
DNS	#127	David Burke	GT3		DNS			Porsche 944/B	Marty's Buick GMC
ITE									
1	#64	Robert Tucker	ITE	13		16:40.456	1:16.006	Porsche 911/C	
2	#81	Zachary Slater	ITE	13	20.876	17:01.332	1:16.809	Porsche 944 T	
3	#74	Chris Jurkiewicz	ITE	13	22.158	17:02.614	1:16.068	BMW 325i/whi	Race Developments/Ca
ITR									
1	#73	Mark Ketenci	ITR	14		17:35.103	1:13.439	BMW 328 ci/bl	3D Autoworks
2	#50	Stephen Blethen	ITR	13	1 Lap	16:59.899	1:16.293	Mazda RX8/Blu	RSTPerformance.com
3	#56	Mike Frost	ITR	13	1 Lap	17:09.405	1:17.097	BMW 328i/Gre	Vermont Eco Floors
4	#51	Raymond Blethen	ITR	13	1 Lap	17:09.643	1:16.819	Mazda RX8/Blu	RST Performance Racir
5	#29	Domenic Crugnale	ITR	13	1 Lap	17:15.269	1:18.144	BMW 325is/wf	Scuderia GTJ Motorspo
6	#46	Russ Jones	ITR	13	1 Lap	18:08.818	1:16.901	Porsche 944S2	
7	#02	Suzy Hiniker	ITR	12	2 Laps	16:49.245	1:20.976	BMW E36/Mar	TheAutoBlonde.com
8	#27	Anthony Serra	ITR	4	10 Laps	4:59.614	1:13.506	BMW 328i/Blu	Autotechnic/Meccanic
Not classified									
DNS	#3	Brian Bagnall	ITR		DNS			Chevrolet Corv	Brian Bagnall Construct
ITS									
1	#14	Glenn Lawton	ITS	13		17:01.391	1:16.362	Mazda RX-7/w	Granite State Manufact

Announcements

Time Prov 1323 Time Final 1428
 New Track Record (1:12.194) for T2 by Michael Lavigne.
 New Track Record (1:13.439) for ITR by Mark Ketenci.
 Early checker due to on-track incident

Margin of Victory	Avg. Speed	Best Lap Tm	Best Speed	Best Lap by
36.975	80.844	1:09.892	82.413	#38 - John Branscombe

Joshua Underwood, Chief of Timing & Scoring

Orbits

Bob Introne, Chief Steward / Jack Hanifan, Chairman SOM

www.mylaps.com

Licensed to: NEDiv

Page 1/2



**New England Region
NERRC Memorial Day Weekend
Official Race Result**



Memorial Day Weekend Regionals and CRE

Sorted on Laps

Grp 1 - GT1-2-3, AS, T1-2, ITE-R-S

New Hampshire Mtr Spdway S/F 1.600 miles

Race 1 #16-R-4239-S

2016-05-28 13:00

Race (19:00 and 1 Laps) started at 13:05:20

Pos	No.	Name	Class	Laps	Diff	Total Tm	Best Tm	Make-Model	Sponsor
2	#10	Matt Miskoe	ITS	13	7.297	17:08.688	1:18.110	Mazda Miata/E	WhoopAss Race Fuel
3	#17	J T Coupal	ITS	13	27.314	17:28.705	1:18.751	Mazda Miata/E	Flatout Motorsports MI
4	#44	Joe Stadelmann	ITS	13	1:01.246	18:02.637	1:19.640	Porsche 944S/	
5	#40	Mark Gregory	ITS	6	7 Laps	7:53.382	1:17.094	Mazda Miata/c	Rosmar Racing

T2

1	#42	Michael Lavigne	T2	14		17:14.449	1:12.194	Ford Mustang	Auto Re-Nu-It Auto Box
2	#24	Tony Lewis	T2	13	1 Lap	16:44.052	1:15.810	Chevrolet Carr	Taknology. M+A Auto S
3	#5	Bob Demers	T2	9	5 Laps	11:39.993	1:16.034	Pontiac Solstic	MidWay Buick GMC

Announcements

Time Prov 1323 Time Final 1428

New Track Record (1:12.194) for T2 by Michael Lavigne.

New Track Record (1:13.439) for ITR by Mark Ketenci.

Early checker due to on-track incident

Margin of Victory	Avg. Speed	Best Lap Tm	Best Speed	Best Lap by
36.975	80.844	1:09.892	82.413	#38 - John Branscombe

Joshua Underwood, Chief of Timing & Scoring

Orbits

Bob Introne, Chief Steward / Jack Hanifan, Chairman SOM

www.mylaps.com

Licensed to: NEDiv

Page 2/2

Memorial Day Weekend Regionals and CRE

Lapchart


Grp 1 - GT1-2-3, AS, T1-2, ITE-R-S

New Hampshire Mtr Spdway S/F 1.600 miles

Race 1 #16-R-4239-S

2016-05-28 13:00


Race (19:00 and 1 Laps) started at 13:05:20



Competitors	Laps														
	0	1	2	3	4	5	6	7	8	9	10	11	12	13	14
John Branscombe (#38)	1	#38	#38	#38	#38	#38	#38	#38	#38	#38	#38	#38	#38	#38	#38
Michael Lavigne (#42)	2	#42	#42	#80	#80	#80	#80	#80	#80	#80	#42	#42	#42	#42	#42
Anthony Serra (#27)	3	#27	#80	#42	#42	#42	#42	#42	#42	#42	#80	#73	#73	#73	#73
Maurizio Cerasoli (#80)	4	#80	#73	#73	#73	#73	#73	#73	#73	#73	#73	#64	#64	#64	
Mark Ketenci (#73)	5	#73	#27	#27	#27	#27	#64	#64	#64	#64	#64	#24	#24	#24	
Robert Tucker (#64)	6	#64	#64	#64	#64	#64	#14	#14	#14	#24	#50	#24	#50	#50	#50
Tony Lewis (#24)	7	#24	#24	#14	#14	#14	#46	#50	#50	#14	#24	#50	#14	#14	#81
Glenn Lawton (#14)	8	#14	#14	#24	#46	#46	#50	#24	#24	#50	#5	#14	#74	#74	#14
Zachary Slater (#81)	9	#81	#46	#46	#24	#50	#5	#5	#5	#5	#14	#74	#81	#81	#74
Bob Demers (#5)	10	#5	#81	#81	#81	#5	#24	#46	#51	#74	#74	#81	#10	#10	#10
Russ Jones (#46)	11	#46	#40	#40	#50	#24	#40	#40	#74	#81	#81	#10	#51	#51	#56
Mark Gregory (#40)	12	#40	#9	#50	#40	#40	#9	#51	#81	#51	#51	#51	#56	#56	#51
Mark Wheaton (#9)	13	#9	#10	#9	#5	#81	#51	#74	#10	#10	#10	#56	#29	#29	#29
Matt Miskoe (#10)	14	#10	#50	#10	#9	#9	#81	#81	#56	#56	#56	#29	#17	#17	#17
Domenic Crugnale (#29)	15	#29	#5	#5	#10	#10	#74	#10	#29	#29	#29	#17	#44	#44	#44
Joe Stadelmann (#44)	16	#44	#29	#29	#51	#51	#10	#29	#46	#46	#17	#44	#46	#46	#46
J T Coupal (#17)	17	#17	#51	#51	#29	#74	#29	#56	#17	#17	#46	#46	#02	#02	
Stephen Blethen (#50)	18	#50	#17	#17	#74	#29	#17	#17	#44	#44	#44	#02			
Raymond Blethen (#51)	19	#51	#44	#74	#17	#17	#56	#9	#02	#02	#02				
Mike Frost (#56)	20	#56	#74	#56	#56	#56	#44	#44							
Chris Jurkiewicz (#74)	21	#74	#56	#44	#44	#44	#02	#02							
Suzu Hiniker (#02)	22	#02	#02	#02	#02	#02									
-	23														
-	24														



New England Region NERRC Memorial Day Weekend Official Race Result



Memorial Day Weekend Regionals and CRE

Grp 1 - GT1-2-3, AS, T1-2, ITE-R-S

New Hampshire Mtr Spdwy S/F 1.600 miles

Race 1 #16-R-4239-S

2016-05-28 13:00

Race (19:00 and 1 Laps) started at 13:05:20

Lap	Lap Tm	Diff	Time of Day
(#38) John Branscombe			
1	1:10.819	+0.927	13:06:30.833
2	1:10.096	+0.204	13:07:40.929
3	1:09.892		13:08:50.821
4	1:10.434	+0.542	13:10:01.255
5	1:10.824	+0.932	13:11:12.079
6	1:11.239	+1.347	13:12:23.318
7	1:10.912	+1.020	13:13:34.230
8	1:12.136	+2.244	13:14:46.366
9	1:12.509	+2.617	13:15:58.875
10	1:12.146	+2.254	13:17:11.021
11	1:11.315	+1.423	13:18:22.336
12	1:10.917	+1.025	13:19:33.253
13	1:11.556	+1.664	13:20:44.809
14	1:12.679	+2.787	13:21:57.488

Lap	Lap Tm	Diff	Time of Day
(#42) Michael Lavigne			
1	1:13.562	+1.368	13:06:33.861
2	1:12.194		13:07:46.055
3	1:12.933	+0.739	13:08:58.988
4	1:12.840	+0.646	13:10:11.828
5	1:13.359	+1.165	13:11:25.187
6	1:13.892	+1.698	13:12:39.079
7	1:13.153	+0.959	13:13:52.232
8	1:14.499	+2.305	13:15:06.731
9	1:14.157	+1.963	13:16:20.888
10	1:15.417	+3.223	13:17:36.305
11	1:14.299	+2.105	13:18:50.604
12	1:14.867	+2.673	13:20:05.471
13	1:14.223	+2.029	13:21:19.694
14	1:14.769	+2.575	13:22:34.463

Lap	Lap Tm	Diff	Time of Day
(#73) Mark Ketenci			
1	1:15.446	+2.007	13:06:36.469
2	1:13.521	+0.082	13:07:49.990
3	1:13.439		13:09:03.429
4	1:14.273	+0.834	13:10:17.702
5	1:14.208	+0.769	13:11:31.910
6	1:14.267	+0.828	13:12:46.177
7	1:14.679	+1.240	13:14:00.856
8	1:15.683	+2.244	13:15:16.539
9	1:15.352	+1.913	13:16:31.891
10	1:15.646	+2.207	13:17:47.537
11	1:16.865	+3.426	13:19:04.402
12	1:16.201	+2.762	13:20:20.603
13	1:16.687	+3.248	13:21:37.290
14	1:17.827	+4.388	13:22:55.117

Lap	Lap Tm	Diff	Time of Day
(#64) Robert Tucker			
1	1:17.570	+1.564	13:06:39.102
2	1:16.574	+0.568	13:07:55.676
3	1:16.797	+0.791	13:09:12.473
4	1:16.473	+0.467	13:10:28.946
5	1:16.006		13:11:44.952
6	1:16.347	+0.341	13:13:01.299
7	1:16.777	+0.771	13:14:18.076
8	1:16.938	+0.932	13:15:35.014
9	1:16.520	+0.514	13:16:51.534
10	1:16.830	+0.824	13:18:08.364
11	1:16.854	+0.848	13:19:25.218

Lap	Lap Tm	Diff	Time of Day
12	1:17.151	+1.145	13:20:42.369
13	1:18.101	+2.095	13:22:00.470
(#24) Tony Lewis			
1	1:18.541	+2.731	13:06:40.221
2	1:18.214	+2.404	13:07:58.435
3	1:18.091	+2.281	13:09:16.526
4	1:20.289	+4.479	13:10:36.815
5	1:15.810		13:11:52.625
6	1:15.871	+0.061	13:13:08.496
7	1:16.330	+0.520	13:14:24.826
8	1:17.075	+1.265	13:15:41.901
9	1:17.083	+1.273	13:16:58.984
10	1:16.112	+0.302	13:18:15.096
11	1:16.146	+0.336	13:19:31.242
12	1:16.639	+0.829	13:20:47.881
13	1:16.185	+0.375	13:22:04.066

Lap	Lap Tm	Diff	Time of Day
(#50) Stephen Blethen			
1	1:19.009	+2.716	13:06:43.827
2	1:16.987	+0.694	13:08:00.814
3	1:17.128	+0.835	13:09:17.942
4	1:17.247	+0.954	13:10:35.189
5	1:16.293		13:11:51.482
6	1:16.807	+0.514	13:13:08.289
7	1:16.349	+0.056	13:14:24.638
8	1:17.346	+1.053	13:15:41.984
9	1:16.689	+0.396	13:16:58.673
10	1:21.140	+4.847	13:18:19.813
11	1:19.903	+3.610	13:19:39.716
12	1:19.692	+3.399	13:20:59.408
13	1:20.505	+4.212	13:22:19.913

Lap	Lap Tm	Diff	Time of Day
(#81) Zachary Slater			
1	1:19.274	+2.465	13:06:41.671
2	1:17.554	+0.745	13:07:59.225
3	1:17.841	+1.032	13:09:17.066
4	1:21.068	+4.259	13:10:38.134
5	1:20.116	+3.307	13:11:58.250
6	1:19.479	+2.670	13:13:17.729
7	1:18.219	+1.410	13:14:35.948
8	1:17.202	+0.393	13:15:53.150
9	1:17.092	+0.283	13:17:10.242
10	1:17.582	+0.773	13:18:27.824
11	1:16.809		13:19:44.633
12	1:19.297	+2.488	13:21:03.930
13	1:17.416	+0.607	13:22:21.346

Lap	Lap Tm	Diff	Time of Day
(#14) Glenn Lawton			
1	1:18.599	+2.237	13:06:40.903
2	1:16.362		13:07:57.265
3	1:16.862	+0.500	13:09:14.127
4	1:16.499	+0.137	13:10:30.626
5	1:16.914	+0.552	13:11:47.540
6	1:17.503	+1.141	13:13:05.043
7	1:18.376	+2.014	13:14:23.419
8	1:18.521	+2.159	13:15:41.940
9	1:20.122	+3.760	13:17:02.062
10	1:20.672	+4.310	13:18:22.734
11	1:19.785	+3.423	13:19:42.519
12	1:19.314	+2.952	13:21:01.833

Lap	Lap Tm	Diff	Time of Day
13	1:19.572	+3.210	13:22:21.405
(#74) Chris Jurkiewicz			
1	1:22.487	+6.419	13:06:47.948
2	1:18.244	+2.176	13:08:06.192
3	1:17.046	+0.978	13:09:23.238
4	1:16.471	+0.403	13:10:39.709
5	1:19.329	+3.261	13:11:59.038
6	1:18.019	+1.951	13:13:17.057
7	1:17.031	+0.963	13:14:34.088
8	1:17.263	+1.195	13:15:51.351
9	1:16.068		13:17:07.419
10	1:18.625	+2.557	13:18:26.044
11	1:17.206	+1.138	13:19:43.250
12	1:20.274	+4.206	13:21:03.524
13	1:19.104	+3.036	13:22:22.628

Lap	Lap Tm	Diff	Time of Day
(#10) Matt Miskoe			
1	1:20.422	+2.312	13:06:43.676
2	1:18.766	+0.656	13:08:02.442
3	1:18.220	+0.110	13:09:20.662
4	1:18.601	+0.491	13:10:39.263
5	1:19.875	+1.765	13:11:59.138
6	1:19.212	+1.102	13:13:18.350
7	1:18.110		13:14:36.460
8	1:18.670	+0.560	13:15:55.130
9	1:19.030	+0.920	13:17:14.160
10	1:19.170	+1.060	13:18:33.330
11	1:18.186	+0.076	13:19:51.516
12	1:18.323	+0.213	13:21:09.839
13	1:18.863	+0.753	13:22:28.702

Lap	Lap Tm	Diff	Time of Day
(#56) Mike Frost			
1	1:23.617	+6.520	13:06:48.838
2	1:18.426	+1.329	13:08:07.264
3	1:18.663	+1.566	13:09:25.927
4	1:19.289	+2.192	13:10:45.216
5	1:18.379	+1.282	13:12:03.595
6	1:17.316	+0.219	13:13:20.911
7	1:18.431	+1.334	13:14:39.342
8	1:17.870	+0.773	13:15:57.212
9	1:18.036	+0.939	13:17:15.248
10	1:19.954	+2.857	13:18:35.202
11	1:17.097		13:19:52.299
12	1:18.358	+1.261	13:21:10.657
13	1:18.762	+1.665	13:22:29.419

Lap	Lap Tm	Diff	Time of Day
(#51) Raymond Blethen			
1	1:20.306	+3.487	13:06:45.345
2	1:18.326	+1.507	13:08:03.671
3	1:18.328	+1.509	13:09:21.999
4	1:17.357	+0.538	13:10:39.356
5	1:18.362	+1.543	13:11:57.718
6	1:16.819		13:13:14.537
7	1:19.508	+2.689	13:14:34.045
8	1:19.198	+2.379	13:15:53.243
9	1:20.288	+3.469	13:17:13.531
10	1:20.231	+3.412	13:18:33.762
11	1:17.922	+1.103	13:19:51.684
12	1:18.248	+1.429	13:21:09.932
13	1:19.725	+2.906	13:22:29.657

Joshua Underwood, Chief of Timing & Scoring

Bob Introne, Chief Steward / Jack Hanifan, Chairman SOM

www.mylaps.com
Licensed to: NEDIV



New England Region NERRC Memorial Day Weekend Official Race Result



Memorial Day Weekend Regionals and CRE

Grp 1 - GT1-2-3, AS, T1-2, ITE-R-S

New Hampshire Mtr Spdwy S/F 1.600 miles

Race 1 #16-R-4239-S

2016-05-28 13:00

Race (19:00 and 1 Laps) started at 13:05:20

Lap	Lap Tm	Diff	Time of Day
(#29) Domenic Crugnale			
1	1:20.585	+2.441	13:06:44.807
2	1:18.632	+0.488	13:08:03.439
3	1:19.729	+1.585	13:09:23.168
4	1:19.205	+1.061	13:10:42.373
5	1:19.348	+1.204	13:12:01.721
6	1:18.188	+0.044	13:13:19.909
7	1:20.352	+2.208	13:14:40.261
8	1:20.380	+2.236	13:16:00.641
9	1:19.562	+1.418	13:17:20.203
10	1:18.581	+0.437	13:18:38.784
11	1:18.144		13:19:56.928
12	1:18.731	+0.587	13:21:15.659
13	1:19.624	+1.480	13:22:35.283

Lap	Lap Tm	Diff	Time of Day
(#17) J T Coupal			
1	1:22.116	+3.365	13:06:46.766
2	1:18.796	+0.045	13:08:05.562
3	1:19.902	+1.151	13:09:25.464
4	1:18.751		13:10:44.215
5	1:18.969	+0.218	13:12:03.184
6	1:19.707	+0.956	13:13:22.891
7	1:28.695	+9.944	13:14:51.586
8	1:20.650	+1.899	13:16:12.236
9	1:19.867	+1.116	13:17:32.103
10	1:18.858	+0.107	13:18:50.961
11	1:19.393	+0.642	13:20:10.354
12	1:19.172	+0.421	13:21:29.526
13	1:19.193	+0.442	13:22:48.719

Lap	Lap Tm	Diff	Time of Day
(#44) Joe Stadelmann			
1	1:23.114	+3.474	13:06:47.734
2	1:20.684	+1.044	13:08:08.418
3	1:19.640		13:09:28.058
4	1:20.291	+0.651	13:10:48.349
5	1:21.524	+1.884	13:12:09.873
6	1:21.350	+1.710	13:13:31.223
7	1:23.716	+4.076	13:14:54.939
8	1:25.551	+5.911	13:16:20.490
9	1:22.823	+3.183	13:17:43.313
10	1:24.348	+4.708	13:19:07.661
11	1:24.710	+5.070	13:20:32.371
12	1:22.604	+2.964	13:21:54.975
13	1:27.676	+8.036	13:23:22.651

Lap	Lap Tm	Diff	Time of Day
(#46) Russ Jones			
1	1:18.434	+1.533	13:06:41.169
2	1:17.584	+0.683	13:07:58.753
3	1:17.221	+0.320	13:09:15.974
4	1:16.901		13:10:32.875
5	1:17.343	+0.442	13:11:50.218
6	1:21.429	+4.528	13:13:11.647
7	1:28.949	+12.048	13:14:40.596
8	1:29.891	+12.990	13:16:10.487
9	1:28.943	+12.042	13:17:39.430
10	1:28.933	+12.032	13:19:08.363
11	1:25.019	+8.118	13:20:33.382
12	1:22.403	+5.502	13:21:55.785
13	1:33.047	+16.146	13:23:28.832

Lap	Lap Tm	Diff	Time of Day
(#02) Suzy Hiniker			
1	1:24.995	+4.019	13:06:50.868
2	1:21.806	+0.830	13:08:12.674
3	1:22.629	+1.653	13:09:35.303
4	1:20.976		13:10:56.279
5	1:22.408	+1.432	13:12:18.687
6	1:23.051	+2.075	13:13:41.738
7	1:23.553	+2.577	13:15:05.291
8	1:23.067	+2.091	13:16:28.358
9	1:26.274	+5.298	13:17:54.632
10	1:25.709	+4.733	13:19:20.341
11	1:24.327	+3.351	13:20:44.668
12	1:24.591	+3.615	13:22:09.259

Lap	Lap Tm	Diff	Time of Day
(#80) Maurizio Cerasoli			
1	1:13.488	+3.364	13:06:33.930
2	1:10.124		13:07:44.054
3	1:11.687	+1.563	13:08:55.741
4	1:11.626	+1.502	13:10:07.367
5	1:13.437	+3.313	13:11:20.804
6	1:12.742	+2.618	13:12:33.546
7	1:12.637	+2.513	13:13:46.183
8	1:15.040	+4.916	13:15:01.223
9	1:16.423	+6.299	13:16:17.646
10	1:20.101	+9.977	13:17:37.747

Lap	Lap Tm	Diff	Time of Day
(#5) Bob Demers			
1	1:21.594	+5.560	13:06:44.035
2	1:18.535	+2.501	13:08:02.570
3	1:16.034		13:09:18.604
4	1:17.143	+1.109	13:10:35.747
5	1:16.639	+0.605	13:11:52.386
6	1:17.076	+1.042	13:13:09.462
7	1:16.441	+0.407	13:14:25.903
8	1:17.159	+1.125	13:15:43.062
9	1:16.945	+0.911	13:17:00.007

Lap	Lap Tm	Diff	Time of Day
(#40) Mark Gregory			
1	1:19.750	+2.656	13:06:42.534
2	1:17.933	+0.839	13:08:00.467
3	1:18.026	+0.932	13:09:18.493
4	1:19.518	+2.424	13:10:38.011
5	1:18.291	+1.197	13:11:56.302
6	1:17.094		13:13:13.396

Lap	Lap Tm	Diff	Time of Day
(#9) Mark Wheaton			
1	1:19.885	+1.759	13:06:42.875
2	1:18.246	+0.120	13:08:01.121
3	1:18.126		13:09:19.247
4	1:18.978	+0.852	13:10:38.225
5	1:18.811	+0.685	13:11:57.036
p6	1:31.877	+13.751	13:13:28.913

Lap	Lap Tm	Diff	Time of Day
(#27) Anthony Serra			
1	1:16.533	+3.027	13:06:36.885
2	1:13.506		13:07:50.391
3	1:13.657	+0.151	13:09:04.048
4	1:15.580	+2.074	13:10:19.628

Joshua Underwood, Chief of Timing & Scoring

Orbits

Bob Introne, Chief Steward / Jack Hanifan, Chairman SOM

www.mylaps.com
Licensed to: NEDIV



New England Region NERRC Memorial Day Weekend Official Race Result



Memorial Day Weekend Regionals and CRE

Sorted on Best Lap time

Grp 1 - GT1-2-3, AS, T1-2, ITE-R-S

New Hampshire Mtr Spdway S/F 1.600 miles

Race 1 #16-R-4239-S

2016-05-28 13:00

Race (19:00 and 1 Laps) started at 13:05:20

Pos	No.	Name	Class	Best Tm	Diff	Best Speed	In Lap	Make-Model	Sponsor
AS									
1	#9	Mark Wheaton	AS	1:18.126		73.727	3	Ford Mustang/Orar	Vortex Motors
GT1									
1	#38	John Branscombe	GT1	1:09.892		82.413	3	Chevrolet Corvette,	Colony Used Auto I
GT2									
1	#80	Maurizio Cerasoli	GT2	1:10.124		82.140	2	Porsche 944 Turbo,	MCRacing
Not classified									
DNS	#127	David Burke	GT3			-	0	Porsche 944/Blue	Marty's Buick GMC
ITE									
1	#64	Robert Tucker	ITE	1:16.006		75.783	5	Porsche 911/Green	
2	#74	Chris Jurkiewicz	ITE	1:16.068	0.062	75.722	9	BMW 325i/white	Race Development
3	#81	Zachary Slater	ITE	1:16.809	0.803	74.991	11	Porsche 944 Turbo,	
ITR									
1	#73	Mark Ketenci	ITR	1:13.439		78.432	3	BMW 328 ci/blue	3D Autoworks
2	#27	Anthony Serra	ITR	1:13.506	0.067	78.361	2	BMW 328i/Blue	Autotechnic/Mecca
3	#50	Stephen Blethen	ITR	1:16.293	2.854	75.498	5	Mazda RX8/Blue/Gi	RSTPerformance.cc
4	#51	Raymond Blethen	ITR	1:16.819	3.380	74.981	6	Mazda RX8/Blue/Oi	RST Performance F
5	#46	Russ Jones	ITR	1:16.901	3.462	74.901	4	Porsche 944S2/red	
6	#56	Mike Frost	ITR	1:17.097	3.658	74.711	11	BMW 328i/Green	Vermont Eco Floor
7	#29	Domenic Crugnale	ITR	1:18.144	4.705	73.710	11	BMW 325is/white	Scuderia GTJ Moto
8	#02	Suzy Hiniker	ITR	1:20.976	7.537	71.132	4	BMW E36/Maroon	TheAutoBlonde.cor
Not classified									
DNS	#3	Brian Bagnall	ITR			-	0	Chevrolet Corvette,	Brian Bagnall Cons
ITS									
1	#14	Glenn Lawton	ITS	1:16.362		75.430	2	Mazda RX-7/white/	Granite State Manu
2	#40	Mark Gregory	ITS	1:17.094	0.732	74.714	6	Mazda Miata/green	Rosmar Racing
3	#10	Matt Miskoe	ITS	1:18.110	1.748	73.742	7	Mazda Miata/Blue/!	WhoopAss Race Fu
4	#17	J T Coupal	ITS	1:18.751	2.389	73.142	4	Mazda Miata/Blu/Bl	Flatout Motorsport
5	#44	Joe Stadelmann	ITS	1:19.640	3.278	72.325	3	Porsche 944S/Oran	

Announcements

Time Prov 1323 Time Final 1428

New Track Record (1:12.194) for T2 by Michael Lavigne.

New Track Record (1:13.439) for ITR by Mark Ketenci.

Early checker due to on-track incident

Joshua Underwood, Chief of Timing & Scoring

Orbits

Bob Introne, Chief Steward / Jack Hanifan, Chairman SOM

www.mylaps.com

Licensed to: NEDiv



**New England Region
NERRC Memorial Day Weekend
Official Race Result**



Memorial Day Weekend Regionals and CRE

Sorted on Best Lap time

Grp 1 - GT1-2-3, AS, T1-2, ITE-R-S

New Hampshire Mtr Spdwy S/F 1.600 miles

Race 1 #16-R-4239-S

2016-05-28 13:00

Race (19:00 and 1 Laps) started at 13:05:20

Pos	No.	Name	Class	Best Tm	Diff	Best Speed	In Lap	Make-Model	Sponsor
T2									
1	#42	Michael Lavigne	T2	1:12.194		79.785	2	Ford Mustang GT/S	Auto Re-Nu-It Autc
2	#24	Tony Lewis	T2	1:15.810	3.616	75.979	5	Chevrolet Camaro/I	Taknology. M+A Al
3	#5	Bob Demers	T2	1:16.034	3.840	75.756	3	Pontiac Solstice/yel	MidWay Buick GMC

Announcements

Time Prov 1323 Time Final 1428

New Track Record (1:12.194) for T2 by Michael Lavigne.

New Track Record (1:13.439) for ITR by Mark Ketenci.

Early checker due to on-track incident

Joshua Underwood, Chief of Timing & Scoring

Orbits

Bob Introne, Chief Steward / Jack Hanifan, Chairman SOM

www.mylaps.com

Licensed to: NEDiv



New England Region NERRC Memorial Day Weekend Official Race Result



Memorial Day Weekend Regionals and CRE

Sorted on Laps

Grp 2 - FV, F5, FST, F6

New Hampshire Mtr Spdway S/F 1.600 miles

Race 1 #16-R-4239-S

2016-05-28 13:25

Race (19:00 and 1 Laps) started at 13:39:53

Pos	No.	Name	Class	Laps	Diff	Total Tm	Best Tm	Make-Model	Sponsor
1	#22	Michael Hinkle	FV	16		21:26.573	1:18.695	BRD AFV02/Ye	Yes Please
2	#61	Walter Popiak	FV	16	19.826	21:46.399	1:19.225	CITATION 95V	LANGLAIS GROUP
3	#15	John Ferreira	FV	16	21.102	21:47.675	1:20.090	SpeedSport/bl	
4	#96	John Melican	FV	16	21.369	21:47.942	1:19.839	mysterian m3	
5	#71	Jeffrey Adams	FV	16	23.224	21:49.797	1:20.269	campbell motc	napa auto parts of sou
6	#27	David Saggio	FV	16	25.583	21:52.156	1:20.171	Mysterian M2/	
7	#4	Paul Faford	FV	16	32.726	21:59.299	1:20.673	Mysterian M2/	
8	#7	Bryan Rogers	FV	16	32.932	21:59.505	1:21.001	Mysterian M2/	Autopylot Design Work
9	#17	Jennifer Ferreira	FV	16	56.248	22:22.821	1:21.975	Protoform P1/	
10	#72	David Cardillo	FV	16	1:19.748	22:46.321	1:22.612	Vortech/Red	
11	#23	Christopher Zarzycki	FV	8	8 Laps	11:44.548	1:18.675	Citation 93V/Y	

Announcements

Time Prov 1402 Time Final 1432

Margin of Victory	Avg. Speed	Best Lap Tm	Best Speed	Best Lap by
19.826	71.632	1:18.675	73.213	#23 - Christopher Zarzycki

Joshua Underwood, Chief of Timing & Scoring

Orbits

Bob Introne, Chief Steward / Jack Hanifan, Chairman SOM

www.mylaps.com

Licensed to: NEDiv

Memorial Day Weekend Regionals and CRE

Lapchart


Grp 2 - FV, F5, FST, F6

New Hampshire Mtr Spdway S/F 1.600 miles

Race 1 #16-R-4239-S

2016-05-28 13:25

Race (19:00 and 1 Laps) started at 13:39:53



Competitors	Laps																
	0	1	2	3	4	5	6	7	8	9	10	11	12	13	14	15	16
Christopher Zarzycki (#23)	1	#23	#22	#22	#22	#22	#22	#22	#22	#22	#22	#22	#22	#22	#22	#22	#22
Walter Popiak (#61)	2	#61	#23	#23	#23	#23	#23	#23	#61	#61	#61	#61	#61	#61	#61	#61	#61
Michael Hinkle (#22)	3	#22	#61	#61	#61	#61	#61	#61	#27	#15	#15	#15	#15	#15	#15	#15	#15
John Melican (#96)	4	#96	#96	#96	#96	#15	#15	#15	#27	#15	#27	#96	#96	#96	#96	#96	#96
John Ferreira (#15)	5	#15	#15	#15	#15	#27	#27	#27	#15	#96	#96	#27	#71	#71	#71	#71	#71
David Saggio (#27)	6	#27	#27	#27	#27	#96	#96	#96	#96	#4	#4	#71	#27	#27	#27	#27	#27
David Cardillo (#72)	7	#72	#4	#4	#71	#4	#4	#4	#4	#71	#71	#4	#4	#4	#4	#4	#4
Bryan Rogers (#7)	8	#7	#71	#71	#4	#71	#71	#71	#71	#7	#7	#7	#7	#7	#7	#7	#7
Paul Faford (#4)	9	#4	#7	#7	#7	#7	#7	#7	#7	#17	#17	#17	#17	#17	#17	#17	#17
Jeffrey Adams (#71)	10	#71	#72	#72	#17	#17	#17	#17	#17	#72	#72	#72	#72	#72	#72	#72	#72
Jennifer Ferreira (#17)	11	#17	#17	#17	#72	#72	#72	#72	#72	#23							



New England Region NERRC Memorial Day Weekend Official Race Result



Memorial Day Weekend Regionals and CRE

Grp 2 - FV, F5, FST, F6

New Hampshire Mtr Spdway S/F 1.600 miles

Race 1 #16-R-4239-S

2016-05-28 13:25

Race (19:00 and 1 Laps) started at 13:39:53

Lap	Lap Tm	Diff	Time of Day	Lap	Lap Tm	Diff	Time of Day	Lap	Lap Tm	Diff	Time of Day
(#22) Michael Hinkle				6	1:22.702	+2.863	13:48:13.211	13	1:22.022	+1.349	13:57:47.360
1	1:21.288	+2.593	13:41:15.270	7	1:21.636	+1.797	13:49:34.847	14	1:22.183	+1.510	13:59:09.543
2	1:19.188	+0.493	13:42:34.458	8	1:21.484	+1.645	13:50:56.331	15	1:21.826	+1.153	14:00:31.369
3	1:19.172	+0.477	13:43:53.630	9	1:21.861	+2.022	13:52:18.192	16	1:21.780	+1.107	14:01:53.149
4	1:18.695		13:45:12.325	10	1:20.314	+0.475	13:53:38.506	(#7) Bryan Rogers			
5	1:18.944	+0.249	13:46:31.269	11	1:21.355	+1.516	13:54:59.861	1	1:28.846	+7.845	13:41:23.269
6	1:18.779	+0.084	13:47:50.048	12	1:20.309	+0.470	13:56:20.170	2	1:21.461	+0.460	13:42:44.730
7	1:18.926	+0.231	13:49:08.974	13	1:21.030	+1.191	13:57:41.200	3	1:23.756	+2.755	13:44:08.486
8	1:20.265	+1.570	13:50:29.239	14	1:20.626	+0.787	13:59:01.826	4	1:23.746	+2.745	13:45:32.232
9	1:20.708	+2.013	13:51:49.947	15	1:19.839		14:00:21.665	5	1:21.878	+0.877	13:46:54.110
10	1:22.831	+4.136	13:53:12.778	16	1:20.127	+0.288	14:01:41.792	6	1:21.164	+0.163	13:48:15.274
11	1:22.514	+3.819	13:54:35.292	(#71) Jeffrey Adams				7	1:21.309	+0.308	13:49:36.583
12	1:22.162	+3.467	13:55:57.454	1	1:26.324	+6.055	13:41:21.003	8	1:22.847	+1.846	13:50:59.430
13	1:20.524	+1.829	13:57:17.978	2	1:21.810	+1.541	13:42:42.813	9	1:21.088	+0.087	13:52:20.518
14	1:20.542	+1.847	13:58:38.520	3	1:24.675	+4.406	13:44:07.488	10	1:22.202	+1.201	13:53:42.720
15	1:20.305	+1.610	13:59:58.825	4	1:23.058	+2.789	13:45:30.546	11	1:22.835	+1.834	13:55:05.555
16	1:21.598	+2.903	14:01:20.423	5	1:21.165	+0.896	13:46:51.711	12	1:21.001		13:56:26.556
(#61) Walter Popiak				6	1:22.465	+2.196	13:48:14.176	13	1:21.091	+0.090	13:57:47.647
1	1:23.985	+4.760	13:41:17.922	7	1:21.679	+1.410	13:49:35.855	14	1:22.306	+1.305	13:59:09.953
2	1:19.472	+0.247	13:42:37.394	8	1:22.295	+2.026	13:50:58.150	15	1:21.845	+0.844	14:00:31.798
3	1:19.225		13:43:56.619	9	1:21.616	+1.347	13:52:19.766	16	1:21.557	+0.556	14:01:53.355
4	1:20.117	+0.892	13:45:16.736	10	1:20.269		13:53:40.035	(#17) Jennifer Ferreira			
5	1:20.419	+1.194	13:46:37.155	11	1:20.560	+0.291	13:55:00.595	1	1:30.541	+8.566	13:41:25.437
6	1:29.653	+10.428	13:48:06.808	12	1:20.534	+0.265	13:56:21.129	2	1:25.742	+3.767	13:42:51.179
7	1:21.554	+2.329	13:49:28.362	13	1:20.493	+0.224	13:57:41.622	3	1:23.321	+1.346	13:44:14.500
8	1:21.694	+2.469	13:50:50.056	14	1:20.458	+0.189	13:59:02.080	4	1:21.975		13:45:36.475
9	1:21.171	+1.946	13:52:11.227	15	1:20.635	+0.366	14:00:22.715	5	1:22.379	+0.404	13:46:58.854
10	1:21.948	+2.723	13:53:33.175	16	1:20.932	+0.663	14:01:43.647	6	1:22.094	+0.119	13:48:20.948
11	1:21.408	+2.183	13:54:54.583	(#27) David Saggio				7	1:22.922	+0.947	13:49:43.870
12	1:21.359	+2.134	13:56:15.942	1	1:25.780	+5.609	13:41:20.068	8	1:26.253	+4.278	13:51:10.123
13	1:20.728	+1.503	13:57:36.670	2	1:22.188	+2.017	13:42:42.256	9	1:24.489	+2.514	13:52:34.612
14	1:21.158	+1.933	13:58:57.828	3	1:24.879	+4.708	13:44:07.135	10	1:23.077	+1.102	13:53:57.689
15	1:21.046	+1.821	14:00:18.874	4	1:21.741	+1.570	13:45:28.876	11	1:23.073	+1.098	13:55:20.762
16	1:21.375	+2.150	14:01:40.249	5	1:21.327	+1.156	13:46:50.203	12	1:23.253	+1.278	13:56:44.015
(#15) John Ferreira				6	1:22.452	+2.281	13:48:12.655	13	1:22.621	+0.646	13:58:06.636
1	1:25.424	+5.334	13:41:19.636	7	1:21.179	+1.008	13:49:33.834	14	1:23.140	+1.165	13:59:29.776
2	1:22.097	+2.007	13:42:41.733	8	1:21.552	+1.381	13:50:55.386	15	1:22.863	+0.888	14:00:52.639
3	1:24.984	+4.894	13:44:06.717	9	1:22.776	+2.605	13:52:18.162	16	1:24.032	+2.057	14:02:16.671
4	1:21.606	+1.516	13:45:28.323	10	1:21.630	+1.459	13:53:39.792	(#72) David Cardillo			
5	1:21.662	+1.572	13:46:49.985	11	1:21.984	+1.813	13:55:01.776	1	1:30.282	+7.670	13:41:24.683
6	1:22.509	+2.419	13:48:12.494	12	1:20.916	+0.745	13:56:22.692	2	1:25.799	+3.187	13:42:50.482
7	1:21.963	+1.873	13:49:34.457	13	1:20.171		13:57:42.863	3	1:26.493	+3.881	13:44:16.975
8	1:21.531	+1.441	13:50:55.988	14	1:20.792	+0.621	13:59:03.655	4	1:25.525	+2.913	13:45:42.500
9	1:21.628	+1.538	13:52:17.616	15	1:20.968	+0.797	14:00:24.623	5	1:26.249	+3.637	13:47:08.749
10	1:20.533	+0.443	13:53:38.149	16	1:21.383	+1.212	14:01:46.006	6	1:26.621	+4.009	13:48:35.370
11	1:21.067	+0.977	13:54:59.216	(#4) Paul Faford				7	1:24.220	+1.608	13:49:59.590
12	1:20.821	+0.731	13:56:20.037	1	1:26.260	+5.587	13:41:20.735	8	1:25.889	+3.277	13:51:25.479
13	1:20.804	+0.714	13:57:40.841	2	1:21.628	+0.955	13:42:42.363	9	1:25.779	+3.167	13:52:51.258
14	1:20.327	+0.237	13:59:01.168	3	1:25.396	+4.723	13:44:07.759	10	1:25.374	+2.762	13:54:16.632
15	1:20.267	+0.177	14:00:21.435	4	1:22.462	+1.789	13:45:30.221	11	1:25.821	+3.209	13:55:42.453
16	1:20.090		14:01:41.525	5	1:20.673		13:46:50.894	12	1:24.419	+1.807	13:57:06.872
(#96) John Melican				6	1:22.916	+2.243	13:48:13.810	13	1:23.784	+1.172	13:58:30.656
1	1:25.035	+5.196	13:41:19.158	7	1:21.644	+0.971	13:49:35.454	14	1:23.793	+1.181	13:59:54.449
2	1:22.204	+2.365	13:42:41.362	8	1:21.700	+1.027	13:50:57.154	15	1:23.110	+0.498	14:01:17.559
3	1:25.318	+5.479	13:44:06.680	9	1:22.473	+1.800	13:52:19.627	16	1:22.612		14:02:40.171
4	1:22.318	+2.479	13:45:28.998	10	1:22.714	+2.041	13:53:42.341	(#23) Christopher Zarzycki			
5	1:21.511	+1.672	13:46:50.599	11	1:22.063	+1.390	13:55:04.404	1	1:22.697	+4.022	13:41:16.547
				12	1:20.934	+0.261	13:56:25.338				

Joshua Underwood, Chief of Timing & Scoring

Orbits

Bob Introne, Chief Steward / Jack Hanifan, Chairman SOM

www.mylaps.com

Licensed to: NEDIV



New England Region NERRC Memorial Day Weekend Official Race Result



Memorial Day Weekend Regionals and CRE

Grp 2 - FV, F5, FST, F6

New Hampshire Mtr Spdway S/F 1.600 miles

Race 1 #16-R-4239-S

2016-05-28 13:25

Race (19:00 and 1 Laps) started at 13:39:53

Lap	Lap Tm	Diff	Time of Day
2	1:19.603	+0.928	13:42:36.150
3	1:18.987	+0.312	13:43:55.137
4	1:19.252	+0.577	13:45:14.389
5	1:19.556	+0.881	13:46:33.945
6	1:18.675		13:47:52.620
7	1:27.355	+8.680	13:49:19.975
p8	2:18.423	+59.748	13:51:38.398

Lap	Lap Tm	Diff	Time of Day
-----	--------	------	-------------

Lap	Lap Tm	Diff	Time of Day
-----	--------	------	-------------

Joshua Underwood, Chief of Timing & Scoring

Orbits

Bob Introne, Chief Steward / Jack Hanifan, Chairman SOM

www.mylaps.com
Licensed to: NEDiv



New England Region NERRC Memorial Day Weekend Official Race Result



Memorial Day Weekend Regionals and CRE

Sorted on Best Lap time

Grp 2 - FV, F5, FST, F6

New Hampshire Mtr Spdway S/F 1.600 miles

Race 1 #16-R-4239-S

2016-05-28 13:25

Race (19:00 and 1 Laps) started at 13:39:53

Pos	No.	Name	Class	Best Tm	Diff	Best Speed	In Lap	Make-Model	Sponsor
FV									
1	#23	Christopher Zarzycki	FV	1:18.675		73.213	6	Citation 93V/Yellow	
2	#22	Michael Hinkle	FV	1:18.695	0.020	73.194	4	BRD AFV02/Yellow	Yes Please
3	#61	Walter Popiak	FV	1:19.225	0.550	72.704	3	CITATION 95V/REC	LANGLAIS GROUP
4	#96	John Melican	FV	1:19.839	1.164	72.145	15	mysterian m3 fv/re	
5	#15	John Ferreira	FV	1:20.090	1.415	71.919	16	SpeedSport/black/)	
6	#27	David Saggio	FV	1:20.171	1.496	71.846	13	Mysterian M2/Blue	
7	#71	Jeffrey Adams	FV	1:20.269	1.594	71.759	10	campbell motorspo	napa auto parts of
8	#4	Paul Faford	FV	1:20.673	1.998	71.399	5	Mysterian M2/Blue	
9	#7	Bryan Rogers	FV	1:21.001	2.326	71.110	12	Mysterian M2/Oran	Autopylot Design V
10	#17	Jennifer Ferreira	FV	1:21.975	3.300	70.265	4	Protoform P1/Blue	
11	#72	David Cardillo	FV	1:22.612	3.937	69.724	16	Vortech/Red	

Announcements

Time Prov 1402 Time Final 1432

Joshua Underwood, Chief of Timing & Scoring

Orbits

Bob Introne, Chief Steward / Jack Hanifan, Chairman SOM

www.mylaps.com

Licensed to: NEDiv



New England Region NERRC Memorial Day Weekend Official Race Result



Memorial Day Weekend Regionals and CRE

Sorted on Laps

Grp 2 - FV, F5, FST, F6

New Hampshire Mtr Spdway S/F 1.600 miles

Race 1 #16-R-4239-S

2016-05-28 13:25

Race (19:00 and 1 Laps) started at 13:39:53

Pos	No.	Name	Class	Laps	Diff	Total Tm	Best Tm	Make-Model	Sponsor
FV									
1	#22	Michael Hinkle	FV	16		21:26.573	1:18.695	BRD AFV02/Ye	Yes Please
2	#61	Walter Popiak	FV	16	19.826	21:46.399	1:19.225	CITATION 95V	LANGLAIS GROUP
3	#15	John Ferreira	FV	16	21.102	21:47.675	1:20.090	SpeedSport/bl	
4	#96	John Melican	FV	16	21.369	21:47.942	1:19.839	mysterian m3	
5	#71	Jeffrey Adams	FV	16	23.224	21:49.797	1:20.269	campbell motc	napa auto parts of sou'
6	#27	David Saggio	FV	16	25.583	21:52.156	1:20.171	Mysterian M2/	
7	#4	Paul Faford	FV	16	32.726	21:59.299	1:20.673	Mysterian M2/	
8	#7	Bryan Rogers	FV	16	32.932	21:59.505	1:21.001	Mysterian M2/	Autopylot Design Work
9	#17	Jennifer Ferreira	FV	16	56.248	22:22.821	1:21.975	Protoform P1/	
10	#72	David Cardillo	FV	16	1:19.748	22:46.321	1:22.612	Vortech/Red	
11	#23	Christopher Zarzycki	FV	8	8 Laps	11:44.548	1:18.675	Citation 93V/Y	

Announcements

Time Prov 1402 Time Final 1432

Margin of Victory	Avg. Speed	Best Lap Tm	Best Speed	Best Lap by
19.826	71.632	1:18.675	73.213	#23 - Christopher Zarzycki

Joshua Underwood, Chief of Timing & Scoring

Orbits

Bob Introne, Chief Steward / Jack Hanifan, Chairman SOM

www.mylaps.com

Licensed to: NEDiv



New England Region NERRC Memorial Day Weekend Official Race Result



Memorial Day Weekend Regionals and CRE

Sorted on Laps

Grp 3 - ITA, IT7, ITC, E-F-HP, GTL, ITEZ

New Hampshire Mtr Spdway S/F 1.600 miles

Race 1 #16-R-4239-S

2016-05-28 13:50

Race (19:00 and 1 Laps) started at 14:13:47

Pos	No.	Name	Class	Laps	Diff	Total Tm	Best Tm	Make-Model	Sponsor
1	#10	Brenton Piekarski	ITA	15		20:18.663	1:16.148	Mazda Miata/E	Gate City Collision Cent
2	#47	A. Sterling Cole	EP	15	12.672	20:31.335	1:17.052	Mazda RX3/ye	Wankel Works Racetel
3	#08	Jeff Wasilko	ITA	15	17.607	20:36.270	1:16.792	Mazda Miata/E	
4	#87	Stephen Pope	ITA	15	40.473	20:59.136	1:19.225	Mazda Miata/r	Pope Design Group
5	#96	Matt Rowe	ITA	15	43.382	21:02.045	1:19.469	Plymouth Neo	M Squared Racing
6	#78	Peter Fail	ITA	15	47.502	21:06.165	1:19.207	Mazda Miata/v	mopydick
7	#86	Mark Wheatley	ITA	15	1:05.302	21:23.965	1:21.117	Mazda Miata/S	
8	#43	Kyle Colbey	ITA	15	1:06.639	21:25.302	1:20.711	Honda CRX Si	Like Father Like Son Ra
9	#28	Jacob van Gelder	ITEZ	15	1:15.288	21:33.951	1:19.372	Subaru WRX S	American Express
10	#9	Sandy Stevens	ITA	15	1:18.119	21:36.782	1:21.747	Mazda Miata/t	SkidSchool
11	#77	Daniel Sheppard	IT7	15	1:31.255	21:49.918	1:20.729	Mazda RX7/pu	it7racing.com
12	#98	Jorge Santos	HP	15	1:31.256	21:49.919	1:21.407	Datsun 1200/v	
13	#147	John Tirrell	ITEZ	14	1 Lap	20:25.053	1:22.356	Fiat 500 Abart	Independent Ferrari Se
14	#15	Richard Patullo	IT7	14	1 Lap	20:35.040	1:23.274	Mazda RX7/Ic	
15	#90	David Colbey	ITA	14	1 Lap	20:35.236	1:22.265	Honda CRX Si	Like Father Like Son Ra
16	#3	Serge Lentz	IT7	14	1 Lap	20:36.052	1:22.762	Mazda RX7/Bl	Belgo-Am Racing
17	#50	Christopher Milton-Hall	ITA	14	1 Lap	20:39.995	1:22.761	Mazda Miata/c	Automaster Collision C
18	#88	Bill Spargo	ITA	14	1 Lap	20:42.778	1:22.621	Ford Escort/gr	Spargo Machine Produ
19	#19	Andrew Osbrink	ITA	14	1 Lap	20:45.369	1:22.424	Mazda Miata/F	
20	#81	JB Swan	IT7	14	1 Lap	20:49.311	1:24.190	Mazda RX-7/bl	R&S Redco
21	#35	Paul DeYeso	IT7	14	1 Lap	20:49.702	1:22.537	Mazda RX-7/M	Kid's Inheritance
22	#71	Andrew Wickline	ITA	14	1 Lap	20:59.030	1:24.319	Mazda miata/v	
23	#27	Donald Blunt	IT7	14	1 Lap	21:30.237	1:26.446	Mazda rx7/wh	
24	#70	Eric Maynard	ITA	14	1 Lap	21:33.779	1:26.216	Plymouth Lase	Stick it to'em Graphics
25	#4	Donald Barron	ITA	13	2 Laps	20:42.658	1:28.952	Mazda Miata/t	Deja Vu Motorsports
26	#49	Michael Collier	ITEZ	11	4 Laps	21:20.193	1:23.565	Porsche 944/V	Northeast Track Days
27	#39	Fred White	HP	8	7 Laps	12:43.597	1:22.956	Honda CRX/re	Hoosier
28	#84	John Branscombe	ITA	5	10 Laps	8:00.552	1:20.158	Acura integra/	Pipe Dreams Metal fab

Announcements

Time Prov 1440 Time Final 1510

Margin of Victory	Avg. Speed	Best Lap Tm	Best Speed	Best Lap by
12.672	70.897	1:16.148	75.642	#10 - Brenton Piekarski

Joshua Underwood, Chief of Timing & Scoring

Orbits

Bob Introne, Chief Steward / Jack Hanifan, Chairman SOM

www.mylaps.com

Licensed to: NEDiv



New England Region NERRC Memorial Day Weekend Official Race Result



Memorial Day Weekend Regionals and CRE

Sorted on Laps

Grp 3 - ITA, IT7, ITC, E-F-HP, GTL, ITEZ

New Hampshire Mtr Spdway S/F 1.600 miles

Race 1 #16-R-4239-S

2016-05-28 13:50

Race (19:00 and 1 Laps) started at 14:13:47

Pos	No.	Name	Class	Laps	Diff	Total Tm	Best Tm	Make-Model	Sponsor
EP									
1	#47	A. Sterling Cole	EP	15		20:31.335	1:17.052	Mazda RX3/ye	Wankel Works Racetel
HP									
1	#98	Jorge Santos	HP	15		21:49.919	1:21.407	Datsun 1200/v	
2	#39	Fred White	HP	8	7 Laps	12:43.597	1:22.956	Honda CRX/re	Hoosier
IT7									
1	#77	Daniel Sheppard	IT7	15		21:49.918	1:20.729	Mazda RX7/pu	it7racing.com
2	#15	Richard Patullo	IT7	14	1 Lap	20:35.040	1:23.274	Mazda RX7/Ic	
3	#3	Serge Lentz	IT7	14	1 Lap	20:36.052	1:22.762	Mazda RX7/Bl	Belgo-Am Racing
4	#81	JB Swan	IT7	14	1 Lap	20:49.311	1:24.190	Mazda RX-7/bl	R&S Redco
5	#35	Paul DeYeso	IT7	14	1 Lap	20:49.702	1:22.537	Mazda RX-7/v	Kid's Inheritance
6	#27	Donald Blunt	IT7	14	1 Lap	21:30.237	1:26.446	Mazda rx7/wh	
ITA									
1	#10	Brenton Piekarski	ITA	15		20:18.663	1:16.148	Mazda Miata/E	Gate City Collision Cent
2	#08	Jeff Wasilko	ITA	15	17.607	20:36.270	1:16.792	Mazda Miata/E	
3	#87	Stephen Pope	ITA	15	40.473	20:59.136	1:19.225	Mazda Miata/r	Pope Design Group
4	#96	Matt Rowe	ITA	15	43.382	21:02.045	1:19.469	Plymouth Neo	M Squared Racing
5	#78	Peter Fail	ITA	15	47.502	21:06.165	1:19.207	Mazda Miata/v	mopydick
6	#86	Mark Wheatley	ITA	15	1:05.302	21:23.965	1:21.117	Mazda Miata/S	
7	#43	Kyle Colbey	ITA	15	1:06.639	21:25.302	1:20.711	Honda CRX Si	Like Father Like Son R
8	#9	Sandy Stevens	ITA	15	1:18.119	21:36.782	1:21.747	Mazda Miata/t	SkidSchool
9	#90	David Colbey	ITA	14	1 Lap	20:35.236	1:22.265	Honda CRX Si	Like Father Like Son R
10	#50	Christopher Milton-Hall	ITA	14	1 Lap	20:39.995	1:22.761	Mazda Miata/c	Automaster Collision C
11	#88	Bill Spargo	ITA	14	1 Lap	20:42.778	1:22.621	Ford Escort/gr	Spargo Machine Produ
12	#19	Andrew Osbrink	ITA	14	1 Lap	20:45.369	1:22.424	Mazda Miata/F	
13	#71	Andrew Wickline	ITA	14	1 Lap	20:59.030	1:24.319	Mazda miata/v	
14	#70	Eric Maynard	ITA	14	1 Lap	21:33.779	1:26.216	Plymouth Lase	Stick it to'em Graphics
15	#4	Donald Barron	ITA	13	2 Laps	20:42.658	1:28.952	Mazda Miata/t	Deja Vu Motorsports
16	#84	John Branscombe	ITA	5	10 Laps	8:00.552	1:20.158	Acura integra/	Pipe Dreams Metal fab

Announcements

Time Prov 1440 Time Final 1510

Margin of Victory	Avg. Speed	Best Lap Tm	Best Speed	Best Lap by
12.672	70.897	1:16.148	75.642	#10 - Brenton Piekarski

Joshua Underwood, Chief of Timing & Scoring

Orbits

Bob Introne, Chief Steward / Jack Hanifan, Chairman SOM

www.mylaps.com

Licensed to: NEDiv

Page 1/2



**New England Region
NERRC Memorial Day Weekend
Official Race Result**



Memorial Day Weekend Regionals and CRE

Sorted on Laps

Grp 3 - ITA, IT7, ITC, E-F-HP, GTL, ITEZ

New Hampshire Mtr Spdway S/F 1.600 miles

Race 1 #16-R-4239-S

2016-05-28 13:50

Race (19:00 and 1 Laps) started at 14:13:47

Pos	No.	Name	Class	Laps	Diff	Total Tm	Best Tm	Make-Model	Sponsor
ITEZ									
1	#28	Jacob van Gelder	ITEZ	15		21:33.951	1:19.372	Subaru WRX S	American Express
2	#147	John Tirrell	ITEZ	14	1 Lap	20:25.053	1:22.356	Fiat 500 Abart	Independent Ferrari Se
3	#49	Michael Collier	ITEZ	11	4 Laps	21:20.193	1:23.565	Porsche 944/V	Northeast Track Days

Announcements

Time Prov 1440 Time Final 1510

Margin of Victory	Avg. Speed	Best Lap Tm	Best Speed	Best Lap by
12.672	70.897	1:16.148	75.642	#10 - Brenton Piekarski

Joshua Underwood, Chief of Timing & Scoring

Orbits

Bob Introne, Chief Steward / Jack Hanifan, Chairman SOM

www.mylaps.com

Licensed to: NEDiv

Page 2/2

Memorial Day Weekend Regionals and CRE

Lapchart


Grp 3 - ITA, IT7, ITC, E-F-HP, GTL, ITEZ

New Hampshire Mtr Spdway S/F 1.600 miles

Race 1 #16-R-4239-S

2016-05-28 13:50

Race (19:00 and 1 Laps) started at 14:13:47



Competitors	Laps																
		0	1	2	3	4	5	6	7	8	9	10	11	12	13	14	15
Brenton Piekarski (#10)	1	#10	#10	#10	#10	#10	#10	#10	#10	#10	#10	#10	#10	#10	#10	#10	#10
Jeff Wasilko (#08)	2	#08	#08	#47	#47	#47	#47	#08	#08	#08	#08	#47	#47	#47	#47	#47	
John Branscombe (#84)	3	#84	#47	#08	#08	#08	#08	#47	#47	#47	#47	#08	#08	#08	#08	#08	
A. Sterling Cole (#47)	4	#47	#84	#96	#96	#96	#96	#96	#96	#96	#96	#96	#87	#87	#87	#87	
Stephen Pope (#87)	5	#87	#96	#87	#87	#87	#87	#87	#87	#87	#87	#87	#96	#96	#96	#96	
Matt Rowe (#96)	6	#96	#87	#84	#84	#84	#78	#78	#78	#78	#78	#78	#78	#78	#78	#78	
Sandy Stevens (#9)	7	#9	#77	#77	#78	#78	#86	#86	#86	#86	#86	#86	#86	#86	#86	#86	
Peter Faill (#78)	8	#78	#9	#78	#86	#86	#43	#43	#43	#43	#43	#43	#43	#43	#43	#43	
Kyle Colbey (#43)	9	#43	#43	#86	#77	#43	#9	#9	#9	#9	#77	#77	#77	#9	#9	#28	
Daniel Sheppard (#77)	10	#77	#78	#43	#43	#77	#98	#98	#98	#98	#77	#9	#9	#9	#77	#28	
John Tirrell (#147)	11	#147	#147	#9	#98	#9	#77	#77	#77	#98	#98	#98	#98	#28	#77	#77	
Mark Wheatley (#86)	12	#86	#86	#98	#9	#98	#147	#147	#147	#147	#147	#28	#28	#98	#98	#98	
Richard Patullo (#15)	13	#15	#28	#147	#147	#147	#15	#15	#88	#88	#28	#28	#147	#147	#147	#147	
Jacob van Gelder (#28)	14	#28	#98	#15	#15	#15	#88	#88	#15	#28	#88	#15	#15	#15	#15	#15	
Serge Lentz (#3)	15	#3	#3	#3	#3	#3	#28	#28	#15	#15	#3	#3	#90	#90	#90	#90	
David Colbey (#90)	16	#90	#15	#88	#88	#88	#28	#3	#3	#3	#3	#90	#90	#3	#3	#3	
Jorge Santos (#98)	17	#98	#90	#81	#81	#28	#84	#90	#90	#90	#90	#88	#88	#50	#50	#50	
Donald Barron (#4)	18	#4	#88	#28	#28	#90	#90	#39	#50	#50	#50	#50	#50	#88	#88	#88	
Bill Spargo (#88)	19	#88	#4	#90	#90	#81	#81	#50	#81	#81	#81	#81	#81	#19	#19	#19	
Andrew Osbrink (#19)	20	#19	#19	#35	#39	#39	#39	#81	#39	#19	#19	#19	#19	#81	#81	#81	
JB Swan (#81)	21	#81	#70	#39	#50	#50	#50	#19	#19	#71	#71	#35	#35	#35	#35	#35	
Eric Maynard (#70)	22	#70	#81	#50	#71	#71	#19	#71	#71	#35	#35	#71	#71	#71	#71	#71	
Fred White (#39)	23	#39	#71	#19	#35	#19	#71	#35	#35	#70	#70	#70	#70	#70	#27	#27	
Andrew Wickline (#71)	24	#71	#39	#70	#19	#35	#35	#70	#70	#39	#27	#27	#27	#27	#70	#70	
Paul DeYeso (#35)	25	#35	#50	#71	#70	#70	#70	#27	#27	#27	#4	#4	#4	#4	#4	#4	
Donald Blunt (#27)	26	#27	#35	#27	#27	#27	#27	#4	#4	#4	#49	#49	#49				
Christopher Milton-Hall (#50)	27	#50	#27	#4	#4	#4	#4	#49	#49	#49							
Michael Collier (#49)	28	#49	#49	#49	#49	#49	#49										

Joshua Underwood, Chief of Timing & Scoring

Bob Introne, Chief Steward / Jack Hanifan, Chairman SOM

Orbits

www.mylaps.com
Licensed to: NEDiv



New England Region NERRC Memorial Day Weekend Official Race Result



Memorial Day Weekend Regionals and CRE

Grp 3 - ITA, IT7, ITC, E-F-HP, GTL, ITEZ

New Hampshire Mtr Spdway S/F 1.600 miles

Race 1 #16-R-4239-S

2016-05-28 13:50

Race (19:00 and 1 Laps) started at 14:13:47

Lap	Lap Tm	Diff	Time of Day
12	1:23.334	+2.605	14:31:15.816
13	1:24.613	+3.884	14:32:40.429
14	1:24.429	+3.700	14:34:04.858
15	1:32.086	+11.357	14:35:36.944

(#98) Jorge Santos

1	2:11.899	+50.492	14:16:05.153
2	1:26.393	+4.986	14:17:31.546
3	1:23.770	+2.363	14:18:55.316
4	1:23.589	+2.182	14:20:18.905
5	1:22.911	+1.504	14:21:41.816
6	1:23.215	+1.808	14:23:05.031
7	1:21.783	+0.376	14:24:26.814
8	1:21.407		14:25:48.221
9	1:22.456	+1.049	14:27:10.677
10	1:23.387	+1.980	14:28:34.064
11	1:22.214	+0.807	14:29:56.278
12	1:22.513	+1.106	14:31:18.791
13	1:24.014	+2.607	14:32:42.805
14	1:22.506	+1.099	14:34:05.311
p15	1:31.634	+10.227	14:35:36.945

(#147) John Tirrell

1	2:13.394	+51.038	14:16:04.143
2	1:27.853	+5.497	14:17:31.996
3	1:24.902	+2.546	14:18:56.898
4	1:22.697	+0.341	14:20:19.595
5	1:23.751	+1.395	14:21:43.346
6	1:23.438	+1.082	14:23:06.784
7	1:23.215	+0.859	14:24:29.999
8	1:22.598	+0.242	14:25:52.597
9	1:23.128	+0.772	14:27:15.725
10	1:22.924	+0.568	14:28:38.649
11	1:22.356		14:30:01.005
12	1:23.578	+1.222	14:31:24.583
13	1:23.795	+1.439	14:32:48.378
14	1:23.701	+1.345	14:34:12.079

(#15) Richard Patullo

1	2:13.348	+50.074	14:16:05.249
2	1:27.779	+4.505	14:17:33.028
3	1:24.746	+1.472	14:18:57.774
4	1:23.274		14:20:21.048
5	1:23.299	+0.025	14:21:44.347
6	1:23.351	+0.077	14:23:07.698
7	1:24.264	+0.990	14:24:31.962
8	1:24.582	+1.308	14:25:56.544
9	1:23.674	+0.400	14:27:20.218
10	1:25.740	+2.466	14:28:45.958
11	1:23.935	+0.661	14:30:09.893
12	1:23.941	+0.667	14:31:33.834
13	1:23.298	+0.024	14:32:57.132
14	1:24.934	+1.660	14:34:22.066

(#90) David Colbey

1	2:13.146	+50.881	14:16:05.728
2	1:31.158	+8.893	14:17:36.886
3	1:24.342	+2.077	14:19:01.228
4	1:24.444	+2.179	14:20:25.672
5	1:23.891	+1.626	14:21:49.563
6	1:24.081	+1.816	14:23:13.644

Lap	Lap Tm	Diff	Time of Day
7	1:22.989	+0.724	14:24:36.633
8	1:23.978	+1.713	14:26:00.611
9	1:23.082	+0.817	14:27:23.693
10	1:24.795	+2.530	14:28:48.488
11	1:24.310	+2.045	14:30:12.798
12	1:22.319	+0.054	14:31:35.117
13	1:22.265		14:32:57.382
14	1:24.880	+2.615	14:34:22.262

(#3) Serge Lentz

1	2:12.814	+50.052	14:16:05.192
2	1:28.551	+5.789	14:17:33.743
3	1:24.298	+1.536	14:18:58.041
4	1:23.533	+0.771	14:20:21.574
5	1:24.387	+1.625	14:21:45.961
6	1:23.790	+1.028	14:23:09.751
7	1:23.306	+0.544	14:24:33.057
8	1:24.824	+2.062	14:25:57.881
9	1:24.251	+1.489	14:27:22.132
10	1:26.309	+3.547	14:28:48.441
11	1:22.762		14:30:11.203
12	1:25.126	+2.364	14:31:36.329
13	1:23.055	+0.293	14:32:59.384
14	1:23.694	+0.932	14:34:23.078

(#50) Christopher Milton-Hall

1	2:09.366	+46.605	14:16:08.099
2	1:32.183	+9.422	14:17:40.282
3	1:24.589	+1.828	14:19:04.871
4	1:22.995	+0.234	14:20:27.866
5	1:24.041	+1.280	14:21:51.907
6	1:23.489	+0.728	14:23:15.396
7	1:23.751	+0.990	14:24:39.147
8	1:23.659	+0.898	14:26:02.806
9	1:22.761		14:27:25.567
10	1:25.848	+3.087	14:28:51.415
11	1:23.699	+0.938	14:30:15.114
12	1:23.264	+0.503	14:31:38.378
13	1:23.672	+0.911	14:33:02.050
14	1:24.971	+2.210	14:34:27.021

(#88) Bill Spargo

1	2:12.037	+49.416	14:16:05.849
2	1:28.585	+5.964	14:17:34.434
3	1:24.208	+1.587	14:18:58.642
4	1:23.643	+1.022	14:20:22.285
5	1:22.874	+0.253	14:21:45.159
6	1:22.953	+0.332	14:23:08.112
7	1:22.957	+0.336	14:24:31.069
8	1:22.621		14:25:53.690
9	1:24.744	+2.123	14:27:18.434
10	1:31.491	+8.870	14:28:49.925
11	1:24.941	+2.320	14:30:14.866
12	1:24.637	+2.016	14:31:39.503
13	1:24.667	+2.046	14:33:04.170
14	1:25.634	+3.013	14:34:29.804

(#19) Andrew Osbrink

1	2:12.162	+49.738	14:16:06.220
2	1:34.099	+11.675	14:17:40.319
3	1:27.526	+5.102	14:19:07.845

Lap	Lap Tm	Diff	Time of Day
4	1:25.247	+2.823	14:20:33.092
5	1:24.784	+2.360	14:21:57.876
6	1:24.791	+2.367	14:23:22.667
7	1:23.928	+1.504	14:24:46.595
8	1:24.112	+1.688	14:26:10.707
9	1:23.059	+0.635	14:27:33.766
10	1:24.294	+1.870	14:28:58.060
11	1:24.572	+2.148	14:30:22.632
12	1:24.144	+1.720	14:31:46.776
13	1:22.424		14:33:09.200
14	1:23.195	+0.771	14:34:32.395

(#81) JB Swan

1	2:12.734	+48.544	14:16:07.251
2	1:28.077	+3.887	14:17:35.328
3	1:24.534	+0.344	14:18:59.862
4	1:25.827	+1.637	14:20:25.689
5	1:25.501	+1.311	14:21:51.190
6	1:25.702	+1.512	14:23:16.892
7	1:25.766	+1.576	14:24:42.658
8	1:24.774	+0.584	14:26:07.432
9	1:25.103	+0.913	14:27:32.535
10	1:25.081	+0.891	14:28:57.616
11	1:24.639	+0.449	14:30:22.255
12	1:25.694	+1.504	14:31:47.949
13	1:24.190		14:33:12.139
14	1:24.198	+0.008	14:34:36.337

(#35) Paul DeYeso

1	2:12.201	+49.664	14:16:08.447
2	1:30.940	+8.403	14:17:39.387
3	1:27.868	+5.331	14:19:07.255
4	1:26.788	+4.251	14:20:34.043
5	1:26.457	+3.920	14:22:00.500
6	1:24.822	+2.285	14:23:25.322
7	1:23.671	+1.134	14:24:48.993
8	1:24.933	+2.396	14:26:13.926
9	1:24.076	+1.539	14:27:38.002
10	1:24.459	+1.922	14:29:02.461
11	1:23.896	+1.359	14:30:26.357
12	1:23.501	+0.964	14:31:49.858
13	1:22.537		14:33:12.395
14	1:24.333	+1.796	14:34:36.728

(#71) Andrew Wickline

1	2:11.700	+47.381	14:16:07.441
2	1:33.886	+9.567	14:17:41.327
3	1:24.968	+0.649	14:19:06.295
4	1:25.381	+1.062	14:20:31.676
5	1:27.247	+2.928	14:21:58.923
6	1:25.236	+0.917	14:23:24.159
7	1:24.424	+0.105	14:24:48.583
8	1:24.683	+0.364	14:26:13.266
9	1:24.319		14:27:37.585
10	1:27.318	+2.999	14:29:04.903
11	1:25.850	+1.531	14:30:30.753
12	1:24.737	+0.418	14:31:55.490
13	1:25.353	+1.034	14:33:20.843
14	1:25.213	+0.894	14:34:46.056

(#27) Donald Blunt

Joshua Underwood, Chief of Timing & Scoring

Bob Introne, Chief Steward / Jack Hanifan, Chairman SOM

Joshua Underwood

www.mylaps.com
Licensed to: NEDIV



New England Region NERRC Memorial Day Weekend Official Race Result



Memorial Day Weekend Regionals and CRE

Grp 3 - ITA, IT7, ITC, E-F-HP, GTL, ITEZ

New Hampshire Mtr Spdway S/F 1.600 miles

Race 1 #16-R-4239-S

2016-05-28 13:50

Race (19:00 and 1 Laps) started at 14:13:47

Lap	Lap Tm	Diff	Time of Day
1	2:11.614	+45.168	14:16:08.649
2	1:34.841	+8.395	14:17:43.490
3	1:28.417	+1.971	14:19:11.907
4	1:28.130	+1.684	14:20:40.037
5	1:28.216	+1.770	14:22:08.253
6	1:27.231	+0.785	14:23:35.484
7	1:28.408	+1.962	14:25:03.892
8	1:28.541	+2.095	14:26:32.433
9	1:27.027	+0.581	14:27:59.460
10	1:28.309	+1.863	14:29:27.769
11	1:28.011	+1.565	14:30:55.780
12	1:26.446		14:32:22.226
13	1:27.265	+0.819	14:33:49.491
14	1:27.772	+1.326	14:35:17.263

(#70) Eric Maynard

1	2:12.129	+45.913	14:16:07.109
2	1:33.892	+7.676	14:17:41.001
3	1:27.379	+1.163	14:19:08.380
4	1:26.953	+0.737	14:20:35.333
5	1:27.649	+1.433	14:22:02.982
6	1:26.216		14:23:29.198
7	1:28.743	+2.527	14:24:57.941
8	1:27.663	+1.447	14:26:25.604
9	1:28.466	+2.250	14:27:54.070
10	1:27.409	+1.193	14:29:21.479
11	1:30.146	+3.930	14:30:51.625
12	1:29.277	+3.061	14:32:20.902
13	1:30.084	+3.868	14:33:50.986
14	1:29.819	+3.603	14:35:20.805

(#4) Donald Barron

1	2:12.599	+43.647	14:16:05.896
2	1:39.155	+10.203	14:17:45.051
3	1:32.996	+4.044	14:19:18.047
4	1:32.213	+3.261	14:20:50.260
5	1:28.952		14:22:19.212
6	1:29.975	+1.023	14:23:49.187
7	1:30.380	+1.428	14:25:19.567
8	1:32.023	+3.071	14:26:51.590
9	1:29.290	+0.338	14:28:20.880
10	1:31.424	+2.472	14:29:52.304
11	1:32.685	+3.733	14:31:24.989
12	1:31.046	+2.094	14:32:56.035
13	1:33.649	+4.697	14:34:29.684

(#49) Michael Collier

1	1:42.696	+19.131	14:20:51.075
2	1:27.772	+4.207	14:22:18.847
3	1:25.650	+2.085	14:23:44.497
4	1:28.428	+4.863	14:25:12.925
5	1:25.545	+1.980	14:26:38.470
6	1:23.726	+0.161	14:28:02.196
7	1:23.565		14:29:25.761
8	1:27.854	+4.289	14:30:53.615
9	1:24.286	+0.721	14:32:17.901
10	1:24.636	+1.071	14:33:42.537
11	1:24.682	+1.117	14:35:07.219

(#39) Fred White

1	2:12.593	+49.637	14:16:07.677
---	----------	---------	--------------

Lap	Lap Tm	Diff	Time of Day
2	1:32.223	+9.267	14:17:39.900
3	1:24.015	+1.059	14:19:03.915
4	1:22.956		14:20:26.871
5	1:24.500	+1.544	14:21:51.371
6	1:23.521	+0.565	14:23:14.892
7	1:30.978	+8.022	14:24:45.870
p8	1:44.753	+21.797	14:26:30.623

(#84) John Branscombe

1	2:14.888	+54.730	14:16:03.125
2	1:23.303	+3.145	14:17:26.428
3	1:20.534	+0.376	14:18:46.962
4	1:20.158		14:20:07.120
p5	1:40.458	+20.300	14:21:47.578

Lap	Lap Tm	Diff	Time of Day
-----	--------	------	-------------

Joshua Underwood, Chief of Timing & Scoring

Orbits

Bob Introne, Chief Steward / Jack Hanifan, Chairman SOM

Joshua Underwood

www.mylaps.com
Licensed to: NEDiv



New England Region NERRC Memorial Day Weekend Official Race Result



Memorial Day Weekend Regionals and CRE

Sorted on Best Lap time

Grp 3 - ITA, IT7, ITC, E-F-HP, GTL, ITEZ

New Hampshire Mtr Spdway S/F 1.600 miles

Race 1 #16-R-4239-S

2016-05-28 13:50

Race (19:00 and 1 Laps) started at 14:13:47

Pos	No.	Name	Class	Best Tm	Diff	Best Speed	In Lap	Make-Model	Sponsor
EP									
1	#47	A. Sterling Cole	EP	1:17.052		74.755	3	Mazda RX3/yellow	Wankel Works Rac
HP									
1	#98	Jorge Santos	HP	1:21.407		70.756	8	Datsun 1200/white	
2	#39	Fred White	HP	1:22.956	1.549	69.434	4	Honda CRX/red/wh	Hoosier
IT7									
1	#77	Daniel Sheppard	IT7	1:20.729		71.350	9	Mazda RX7/purple	it7racing.com
2	#35	Paul DeYeso	IT7	1:22.537	1.808	69.787	13	Mazda RX-7/White	Kid's Inheritance
3	#3	Serge Lentz	IT7	1:22.762	2.033	69.597	11	Mazda RX7/Bl/yl/re	Belgo-Am Racing
4	#15	Richard Patullo	IT7	1:23.274	2.545	69.169	4	Mazda RX7/Ice blu	
5	#81	JB Swan	IT7	1:24.190	3.461	68.417	13	Mazda RX-7/blue	R&S Redco
6	#27	Donald Blunt	IT7	1:26.446	5.717	66.631	12	Mazda rx7/white	
ITA									
1	#10	Brenton Piekarski	ITA	1:16.148		75.642	3	Mazda Miata/Black,	Gate City Collision
2	#08	Jeff Wasilko	ITA	1:16.792	0.644	75.008	3	Mazda Miata/Black,	
3	#78	Peter Fail	ITA	1:19.207	3.059	72.721	6	Mazda Miata/white	mopydick
4	#87	Stephen Pope	ITA	1:19.225	3.077	72.704	13	Mazda Miata/red/bl	Pope Design Group
5	#96	Matt Rowe	ITA	1:19.469	3.321	72.481	3	Plymouth Neon/wh	M Squared Racing
6	#84	John Branscombe	ITA	1:20.158	4.010	71.858	4	Acura integra/red t	Pipe Dreams Metal
7	#43	Kyle Colbey	ITA	1:20.711	4.563	71.366	14	Honda CRX Si/Yellc	Like Father Like So
8	#86	Mark Wheatley	ITA	1:21.117	4.969	71.009	3	Mazda Miata/Silver	
9	#9	Sandy Stevens	ITA	1:21.747	5.599	70.461	7	Mazda Miata/black	SkidSchool
10	#90	David Colbey	ITA	1:22.265	6.117	70.018	13	Honda CRX Si/Red	Like Father Like So
11	#19	Andrew Osbrink	ITA	1:22.424	6.276	69.883	13	Mazda Miata/Red	
12	#88	Bill Spargo	ITA	1:22.621	6.473	69.716	8	Ford Escort/green	Spargo Machine Pr
13	#50	Christopher Milton-Hall	ITA	1:22.761	6.613	69.598	9	Mazda Miata/green	Automaster Collisic
14	#71	Andrew Wickline	ITA	1:24.319	8.171	68.312	9	Mazda miata/white	
15	#70	Eric Maynard	ITA	1:26.216	10.068	66.809	6	Plymouth Laser/rec	Stick it to'em Grapl
16	#4	Donald Barron	ITA	1:28.952	12.804	64.754	5	Mazda Miata/blue	Deja Vu Motorspor
ITEZ									
1	#28	Jacob van Gelder	ITEZ	1:19.372		72.570	11	Subaru WRX STI/W	American Express
2	#147	John Tirrell	ITEZ	1:22.356	2.984	69.940	11	Fiat 500 Abarth/Wf	Independent Ferrai

Announcements

Time Prov 1440 Time Final 1510

Joshua Underwood, Chief of Timing & Scoring

Orbits

Bob Introne, Chief Steward / Jack Hanifan, Chairman SOM

www.mylaps.com
Licensed to: NEDiv



**New England Region
NERRC Memorial Day Weekend
Official Race Result**



Memorial Day Weekend Regionals and CRE

Sorted on Best Lap time

Grp 3 - ITA, IT7, ITC, E-F-HP, GTL, ITEZ

New Hampshire Mtr Spdway S/F 1.600 miles

Race 1 #16-R-4239-S

2016-05-28 13:50

Race (19:00 and 1 Laps) started at 14:13:47

Pos	No.	Name	Class	Best Tm	Diff	Best Speed	In Lap	Make-Model	Sponsor
3	#49	Michael Collier	ITEZ	1:23.565	4.193	68.928	7	Porsche 944/White	Northeast Track Da

Announcements

Time Prov 1440 Time Final 1510

Joshua Underwood, Chief of Timing & Scoring

Orbits

Bob Introne, Chief Steward / Jack Hanifan, Chairman SOM

www.mylaps.com
Licensed to: NEDiv



New England Region NERRC Memorial Day Weekend Official Race Result



Memorial Day Weekend Regionals and CRE

Sorted on Laps

Grp 4 - FA-B-C-E-F-M, CFC, NCF, FS, P1-2

New Hampshire Mtr Spdway S/F 1.600 miles

Race 1 #16-R-4239-S

2016-05-28 14:15

Race (19:00 and 1 Laps) started at 14:47:11

Pos	No.	Name	Class	Laps	Diff	Total Tm	Best Tm	Make-Model	Sponsor
1	#15	Mark McDonough	FA	18		20:17.037	1:06.040	Swift 008a / L	Snapdragon Engineerir
2	#115	Paul Omichinski	P2	18	6.388	20:23.425	1:06.806	Stohr 04D/Wh	
3	#88	Mark Spyvee	FE	18	34.959	20:51.996	1:08.485	Van Diemen F	RexChem Research / M
4	#81	Jerry Streckert	FE	18	35.265	20:52.302	1:07.491	VanDiemen/gr	MICROsystems
5	#48	Alex Tollefsen	FC	18	49.678	21:06.715	1:09.620	Van Diemen R	Tollefsen Racing
6	#27	Charles Foster	FF	18	1:06.645	21:23.682	1:10.348	Piper DF5/Red	Foster & Company
7	#32	Raymond Boyer	FF	17	1 Lap	20:28.958	1:10.632	Van Diemen R	PixMix Video Services
8	#37	Christopher Kierce	FF	17	1 Lap	20:47.226	1:12.200	Van Diemen/g	
9	#4	Griffin Bjerke	FF	11	7 Laps	16:57.342	1:13.646	Honda Van Dic	Primus
Not classified									
DNS	#59	Alex Vorrilas	CFC		DNS			Van Diemen rf	

Announcements

Time Prov 1509 Time Final 1539

New Track Record (1:06.040) for FA by Mark McDonough.

New Track Record (1:06.806) for P2 by Paul Omichinski.

Margin of Victory	Avg. Speed	Best Lap Tm	Best Speed	Best Lap by
6.388	85.191	1:06.040	87.220	#15 - Mark McDonough

Joshua Underwood, Chief of Timing & Scoring

Orbits

Bob Introne, Chief Steward / Jack Hanifan, Chairman SOM

www.mylaps.com

Licensed to: NEDiv



New England Region NERRC Memorial Day Weekend Official Race Result



Memorial Day Weekend Regionals and CRE

Sorted on Laps

Grp 4 - FA-B-C-E-F-M, CFC, NCF, FS, P1-2

New Hampshire Mtr Spdway S/F 1.600 miles

Race 1 #16-R-4239-S

2016-05-28 14:15

Race (19:00 and 1 Laps) started at 14:47:11

Pos	No.	Name	Class	Laps	Diff	Total Tm	Best Tm	Make-Model	Sponsor
Not classified									
DNS	#59	Alex Vorrilas	CFC		DNS			Van Diemen rf	
FA									
1	#15	Mark McDonough	FA	18		20:17.037	1:06.040	Swift 008a / L	Snapdragon Engineerir
FC									
1	#48	Alex Tollefsen	FC	18		21:06.715	1:09.620	Van Diemen R	Tollefsen Racing
FE									
1	#88	Mark Spyvee	FE	18		20:51.996	1:08.485	Van Diemen F	RexChem Research / M
2	#81	Jerry Streckert	FE	18	0.306	20:52.302	1:07.491	VanDiemen/gr	MICROsystems
FF									
1	#27	Charles Foster	FF	18		21:23.682	1:10.348	Piper DF5/Red	Foster & Company
2	#32	Raymond Boyer	FF	17	1 Lap	20:28.958	1:10.632	Van Diemen R	PixMix Video Services
3	#37	Christopher Kierce	FF	17	1 Lap	20:47.226	1:12.200	Van Diemen/g	
4	#4	Griffin Bjerke	FF	11	7 Laps	16:57.342	1:13.646	Honda Van Die	Primus
P2									
1	#115	Paul Omichinski	P2	18		20:23.425	1:06.806	Stohr 04D/Wh	

Announcements

Time Prov 1509 Time Final 1539

New Track Record (1:06.040) for FA by Mark McDonough.

New Track Record (1:06.806) for P2 by Paul Omichinski.

Margin of Victory	Avg. Speed	Best Lap Tm	Best Speed	Best Lap by
6.388	85.191	1:06.040	87.220	#15 - Mark McDonough

Joshua Underwood, Chief of Timing & Scoring

Orbits

Bob Introne, Chief Steward / Jack Hanifan, Chairman SOM

www.mylaps.com

Licensed to: NEDiv

Memorial Day Weekend Regionals and CRE

Lapchart


Grp 4 - FA-B-C-E-F-M, CFC, NCF, FS, P1-2

New Hampshire Mtr Spdway S/F 1.600 miles

Race 1 #16-R-4239-S

2016-05-28 14:15

Race (19:00 and 1 Laps) started at 14:47:11



Competitors	Laps																		
	0	1	2	3	4	5	6	7	8	9	10	11	12	13	14	15	16	17	18
Mark McDonough (#15)	1	#15	#15	#15	#15	#15	#15	#15	#15	#15	#15	#15	#15	#15	#15	#15	#15	#15	#15
Mark Spyvee (#88)	2	#88	#115	#115	#115	#115	#115	#115	#115	#115	#115	#115	#115	#115	#115	#115	#115	#115	#115
Alex Tollefsen (#48)	3	#48	#88	#88	#88	#88	#88	#88	#88	#88	#88	#88	#88	#88	#88	#88	#88	#88	#88
Paul Omichinski (#115)	4	#115	#48	#48	#48	#48	#48	#48	#48	#48	#48	#48	#81	#81	#81	#81	#81	#81	#81
Charles Foster (#27)	5	#27	#32	#32	#32	#32	#32	#81	#81	#81	#81	#81	#48	#48	#48	#48	#48	#48	#48
Raymond Boyer (#32)	6	#32	#27	#27	#27	#27	#81	#32	#32	#32	#32	#32	#27	#27	#27	#27	#27	#27	#27
Christopher Kierce (#37)	7	#37	#37	#81	#81	#81	#27	#27	#27	#27	#27	#27	#32	#32	#32	#32	#32	#32	#32
Jerry Streckert (#81)	8	#81	#81	#37	#37	#37	#37	#37	#37	#37	#37	#37	#37	#37	#37	#37	#37	#37	#37
Griffin Bjerke (#4)	9	#4	#4	#4	#4	#4	#4	#4	#4	#4	#4	#4							
-	10																		



New England Region NERRC Memorial Day Weekend Official Race Result



Memorial Day Weekend Regionals and CRE

Grp 4 - FA-B-C-E-F-M, CFC, NCF, FS, P1-2

New Hampshire Mtr Spdway S/F 1.600 miles

Race 1 #16-R-4239-S

2016-05-28 14:15

Race (19:00 and 1 Laps) started at 14:47:11

Lap	Lap Tm	Diff	Time of Day
(#15) Mark McDonough			
1	1:12.072	+6.032	14:48:23.561
2	1:08.519	+2.479	14:49:32.080
3	1:09.030	+2.990	14:50:41.110
4	1:08.185	+2.145	14:51:49.295
5	1:08.651	+2.611	14:52:57.946
6	1:08.018	+1.978	14:54:05.964
7	1:08.073	+2.033	14:55:14.037
8	1:07.630	+1.590	14:56:21.667
9	1:08.310	+2.270	14:57:29.977
10	1:06.375	+0.335	14:58:36.352
11	1:07.037	+0.997	14:59:43.389
12	1:06.351	+0.311	15:00:49.740
13	1:06.040		15:01:55.780
14	1:06.154	+0.114	15:03:01.934
15	1:06.077	+0.037	15:04:08.011
16	1:06.511	+0.471	15:05:14.522
17	1:06.980	+0.940	15:06:21.502
18	1:07.024	+0.984	15:07:28.526

Lap	Lap Tm	Diff	Time of Day
(#115) Paul Omichinski			
1	1:11.988	+5.182	14:48:24.004
2	1:08.869	+2.063	14:49:32.873
3	1:08.952	+2.146	14:50:41.825
4	1:08.130	+1.324	14:51:49.955
5	1:08.692	+1.886	14:52:58.647
6	1:07.838	+1.032	14:54:06.485
7	1:07.901	+1.095	14:55:14.386
8	1:07.523	+0.717	14:56:21.909
9	1:07.331	+0.525	14:57:29.240
10	1:07.775	+0.969	14:58:37.015
11	1:07.311	+0.505	14:59:44.326
12	1:06.806		15:00:51.132
13	1:06.899	+0.093	15:01:58.031
14	1:08.079	+1.273	15:03:06.110
15	1:06.877	+0.071	15:04:12.987
16	1:07.093	+0.287	15:05:20.080
17	1:07.236	+0.430	15:06:27.316
18	1:07.598	+0.792	15:07:34.914

Lap	Lap Tm	Diff	Time of Day
(#88) Mark Spyyee			
1	1:13.547	+5.062	14:48:25.315
2	1:09.831	+1.346	14:49:35.146
3	1:08.936	+0.451	14:50:44.082
4	1:09.018	+0.533	14:51:53.100
5	1:08.771	+0.286	14:53:01.871
6	1:08.556	+0.071	14:54:10.427
7	1:09.630	+1.145	14:55:20.057
8	1:09.195	+0.710	14:56:29.252
9	1:09.055	+0.570	14:57:38.307
10	1:09.482	+0.997	14:58:47.789
11	1:08.485		14:59:56.274
12	1:10.869	+2.384	15:01:07.143
13	1:10.049	+1.564	15:02:17.192
14	1:09.419	+0.934	15:03:26.611
15	1:09.363	+0.878	15:04:35.974
16	1:09.300	+0.815	15:05:45.274
17	1:09.283	+0.798	15:06:54.557
18	1:08.928	+0.443	15:08:03.485

Lap	Lap Tm	Diff	Time of Day
(#81) Jerry Streckert			
1	1:16.594	+9.103	14:48:29.817
2	1:12.384	+4.893	14:49:42.201
3	1:10.417	+2.926	14:50:52.618
4	1:10.824	+3.333	14:52:03.442
5	1:10.129	+2.638	14:53:13.571
6	1:09.382	+1.891	14:54:22.953
7	1:09.311	+1.820	14:55:32.264
8	1:08.672	+1.181	14:56:40.936
9	1:07.822	+0.331	14:57:48.758
10	1:09.370	+1.879	14:58:58.128
11	1:07.979	+0.488	15:00:06.107
12	1:08.217	+0.726	15:01:14.324
13	1:08.238	+0.747	15:02:22.562
14	1:07.702	+0.211	15:03:30.264
15	1:07.491		15:04:37.755
16	1:07.948	+0.457	15:05:45.703
17	1:09.613	+2.122	15:06:55.316
18	1:08.475	+0.984	15:08:03.791

Lap	Lap Tm	Diff	Time of Day
(#48) Alex Tollefsen			
1	1:13.826	+4.206	14:48:25.629
2	1:10.507	+0.887	14:49:36.136
3	1:09.695	+0.075	14:50:45.831
4	1:10.165	+0.545	14:51:55.996
5	1:10.181	+0.561	14:53:06.177
6	1:09.841	+0.221	14:54:16.018
7	1:09.906	+0.286	14:55:25.924
8	1:09.821	+0.201	14:56:35.745
9	1:10.265	+0.645	14:57:46.010
10	1:09.937	+0.317	14:58:55.947
11	1:09.905	+0.285	15:00:05.852
12	1:10.672	+1.052	15:01:16.524
13	1:09.912	+0.292	15:02:26.436
14	1:10.557	+0.937	15:03:36.993
15	1:09.620		15:04:46.613
16	1:10.072	+0.452	15:05:56.685
17	1:10.692	+1.072	15:07:07.377
18	1:10.827	+1.207	15:08:18.204

Lap	Lap Tm	Diff	Time of Day
(#27) Charles Foster			
1	1:16.795	+6.447	14:48:29.062
2	1:12.292	+1.944	14:49:41.354
3	1:10.709	+0.361	14:50:52.063
4	1:10.940	+0.592	14:52:03.003
5	1:10.803	+0.455	14:53:13.806
6	1:11.739	+1.391	14:54:25.545
7	1:10.882	+0.534	14:55:36.427
8	1:11.026	+0.678	14:56:47.453
9	1:11.272	+0.924	14:57:58.725
10	1:10.837	+0.489	14:59:09.562
11	1:11.472	+1.124	15:00:21.034
12	1:10.515	+0.167	15:01:31.549
13	1:10.569	+0.221	15:02:42.118
14	1:10.348		15:03:52.466
15	1:10.607	+0.259	15:05:03.073
16	1:10.440	+0.092	15:06:13.513
17	1:10.896	+0.548	15:07:24.409
18	1:10.762	+0.414	15:08:35.171

Lap	Lap Tm	Diff	Time of Day
(#32) Raymond Boyer			

Lap	Lap Tm	Diff	Time of Day
1	1:16.215	+5.583	14:48:28.765
2	1:12.217	+1.585	14:49:40.982
3	1:10.712	+0.080	14:50:51.694
4	1:10.936	+0.304	14:52:02.630
5	1:10.632		14:53:13.262
6	1:12.040	+1.408	14:54:25.302
7	1:10.778	+0.146	14:55:36.080
8	1:11.084	+0.452	14:56:47.164
9	1:11.270	+0.638	14:57:58.434
10	1:10.736	+0.104	14:59:09.170
11	1:11.500	+0.868	15:00:20.670
12	1:12.150	+1.518	15:01:32.820
13	1:11.822	+1.190	15:02:44.642
14	1:12.622	+1.990	15:03:57.264
15	1:13.065	+2.433	15:05:10.329
16	1:14.772	+4.140	15:06:25.101
17	1:15.346	+4.714	15:07:40.447

Lap	Lap Tm	Diff	Time of Day
(#37) Christopher Kierce			
1	1:16.854	+4.654	14:48:29.716
2	1:14.086	+1.886	14:49:43.802
3	1:12.763	+0.563	14:50:56.565
4	1:13.670	+1.470	14:52:10.235
5	1:12.530	+0.330	14:53:22.765
6	1:12.519	+0.319	14:54:35.284
7	1:12.624	+0.424	14:55:47.908
8	1:12.378	+0.178	14:57:00.286
9	1:12.446	+0.246	14:58:12.732
10	1:12.200		14:59:24.932
11	1:13.265	+1.065	15:00:38.197
12	1:14.235	+2.035	15:01:52.432
13	1:13.641	+1.441	15:03:06.073
14	1:13.158	+0.958	15:04:19.231
15	1:12.822	+0.622	15:05:32.053
16	1:13.430	+1.230	15:06:45.483
17	1:13.232	+1.032	15:07:58.715

Lap	Lap Tm	Diff	Time of Day
(#4) Griffin Bjerke			
1	1:19.464	+5.818	14:48:33.090
2	1:14.518	+0.872	14:49:47.608
3	1:15.248	+1.602	14:51:02.856
4	1:14.714	+1.068	14:52:17.570
5	1:14.794	+1.148	14:53:32.364
6	1:15.501	+1.855	14:54:47.865
7	1:14.377	+0.731	14:56:02.242
8	1:13.758	+0.112	14:57:16.000
9	1:13.646		14:58:29.646
10	1:13.914	+0.268	14:59:43.560
p11	4:25.271	+3:11.625	15:04:08.831

Joshua Underwood, Chief of Timing & Scoring

Orbits

Bob Introne, Chief Steward / Jack Hanifan, Chairman SOM

Joshua Underwood

www.mylaps.com
Licensed to: NEDiv



New England Region NERRC Memorial Day Weekend Official Race Result



Memorial Day Weekend Regionals and CRE

Sorted on Best Lap time

Grp 4 - FA-B-C-E-F-M, CFC, NCF, FS, P1-2

New Hampshire Mtr Spdway S/F 1.600 miles

Race 1 #16-R-4239-S

2016-05-28 14:15

Race (19:00 and 1 Laps) started at 14:47:11

Pos	No.	Name	Class	Best Tm	Diff	Best Speed	In Lap	Make-Model	Sponsor
Not classified									
DNS	#59	Alex Vorrilas	CFC			-	0	Van Diemen rf95/b	
FA									
1	#15	Mark McDonough	FA	1:06.040		87.220	13	Swift 008a / Loynir	Snapdragon Engine
FC									
1	#48	Alex Tollefsen	FC	1:09.620		82.735	15	Van Diemen RF99/i	Tollefsen Racing
FE									
1	#81	Jerry Streckert	FE	1:07.491		85.345	15	VanDiemen/green/	MICROsystems
2	#88	Mark Spyvee	FE	1:08.485	0.994	84.106	11	Van Diemen Formu	RexChem Research
FF									
1	#27	Charles Foster	FF	1:10.348		81.879	14	Piper DF5/Red	Foster & Company
2	#32	Raymond Boyer	FF	1:10.632	0.284	81.549	5	Van Diemen RF 92)	PixMix Video Servic
3	#37	Christopher Kierce	FF	1:12.200	1.852	79.778	10	Van Diemen/gray/t	
4	#4	Griffin Bjerke	FF	1:13.646	3.298	78.212	9	Honda Van Diemen	Primus
P2									
1	#115	Paul Omichinski	P2	1:06.806		86.220	12	Stohr 04D/White /	

Announcements

Time Prov 1509 Time Final 1539

New Track Record (1:06.040) for FA by Mark McDonough.

New Track Record (1:06.806) for P2 by Paul Omichinski.

Joshua Underwood, Chief of Timing & Scoring

Orbits

Bob Introne, Chief Steward / Jack Hanifan, Chairman SOM

www.mylaps.com

Licensed to: NEDiv



New England Region NERRC Memorial Day Weekend Official Race Result



Memorial Day Weekend Regionals and CRE

Sorted on Laps

Grp 5 - SSM, SM2, STU, STL

New Hampshire Mtr Spdwy S/F 1.600 miles

Race 1 #16-R-4239-S

2016-05-28 14:40

Race (19:00 and 1 Laps) started at 15:20:38

Pos	No.	Name	Class	Laps	Diff	Total Tm	Best Tm	Make-Model	Sponsor
1	#10	Brenton Piekarski	STL	16		20:31.071	1:15.664	Mazda Miata/E	Gate City Collision Cent
2	#16	Rob Sturgis	STL	16	10.575	20:41.646	1:16.440	Mazda Miata/C	G&M Services/Lowrider
3	#67	Hugh McHaffie	STL	16	22.233	20:53.304	1:16.439	Mazda Miata M	
4	#30	Tom Bogar	SM2	16	35.869	21:06.940	1:18.035	Mazda Miata/E	AUTEX MAZDA KEENE
5	#70	Jimmy Locke	SM2	16	38.748	21:09.819	1:18.340	Mazda Miata/r	NorthEast Earth Mecha
6	#05	Dwayne Bennett	STU	16	40.330	21:11.401	1:18.152	Mazda Miata/E	LTD Racing
7	#13	Robert Reed	STU	16	41.746	21:12.817	1:17.739	Mazda Miata/C	LTD Racing
8	#73	Xiang Li	SM2	16	42.049	21:13.120	1:18.559	Mazda Spec M	
9	#19	Shelby Churchill	SM2	16	52.326	21:23.397	1:19.067	Mazda Miata/E	
10	#101	Evan Karl	SM2	16	54.675	21:25.746	1:18.975	Mazda Miata/v	BK Motorsports
11	#14	Keith Knickerbocker	SM2	16	56.244	21:27.315	1:19.576	Mazda Miata/t	Knickerbocker by Desig
12	#08	Robert Karl Jr.	SM2	16	1:00.086	21:31.157	1:19.415	Mazda Miata/y	BK Motorsports
13	#121	Gregory Pecora	STU	16	1:00.388	21:31.459	1:18.464	Mazda Mx 5 cu	Pecora Motorsports No
14	#06	Jeff Longo	SM2	16	1:02.236	21:33.307	1:19.900	Mazda Miata/r	LTD Racing / Marbledal
15	#144	Dave Kuchrawy	STL	16	1:02.813	21:33.884	1:19.452	Mazda Miata/E	
16	#181	Marc Ulan	SM2	16	1:03.393	21:34.464	1:19.604	Mazda Miata/v	
17	#02	Gary Hiniker	STU	16	1:06.625	21:37.696	1:18.863	BMW E36/Mar	TheAutoBlonde.com
18	#78	Peter Fail	SSM	16	1:07.799	21:38.870	1:19.393	Mazda Miata/v	mopydick
19	#61	Wieslaw Gronek	STU	16	1:14.294	21:45.365	1:19.727	Mazda Miata/s	
20	#86	Mark Wheatley	SSM	16	1:20.759	21:51.830	1:20.673	Mazda Miata/s	
21	#91	Anthony Vaccaro	SM2	15	1 Lap	20:39.355	1:21.211	Mazda Miata/E	Flatout Motorsports
22	#20	Robert Karl	SM2	15	1 Lap	20:39.767	1:20.895	Mazda Miata/v	BK Motorsports
23	#35	Dominic Karl	SM2	15	1 Lap	20:41.645	1:21.112	Mazda Miata/F	BK Motorsports
24	#12	Brandon Kristel	SM2	15	1 Lap	20:51.552	1:21.673	Mazda miata/r	
25	#00	Kent Vaccaro	SM2	15	1 Lap	21:01.646	1:22.003	Mazda Miata/E	Flatout Motorsports
26	#33	Rebecca Harvey	SM2	15	1 Lap	21:10.991	1:22.740	Mazda Miata/E	Road Rebels
27	#53	Alan Dunklee	SSM	15	1 Lap	21:13.169	1:23.135	Mazda Miata/F	Dunklee Excavation
28	#71	Andrew Wickline	SSM	15	1 Lap	21:15.831	1:23.527	Mazda miata/v	
29	#89	Wendy Cappola	STL	14	2 Laps	20:35.123	1:25.576	Mazda Miata/E	She Racing
30	#7	Isaac Miskoe	SM2	14	2 Laps	21:01.469	1:26.906	Mazda Miata/y	WhoopAss Race Fuel
31	#18	Dave Valliere	SM2	11	5 Laps	15:45.269	1:22.136	Mazda Miata/t	northeast foreign cars i
32	#8	Daniel Meade	SM2	8	8 Laps	11:14.925	1:19.818	Mazda Miata/v	
33	#50	Christopher Milton-Hall	SSM	4	12 Laps	8:11.916	1:26.248	Mazda Miata/c	Automaster Collision C

Announcements

Time Prov 1543 Time Final 1613

Margin of Victory	Avg. Speed	Best Lap Tm	Best Speed	Best Lap by
10.575	74.862	1:15.664	76.126	#10 - Brenton Piekarski

Joshua Underwood, Chief of Timing & Scoring

Orbits

Bob Introne, Chief Steward / Jack Hanifan, Chairman SOM

www.mylaps.com

Licensed to: NEDiv

Page 1/2



**New England Region
NERRC Memorial Day Weekend
Official Race Result**



Memorial Day Weekend Regionals and CRE

Sorted on Laps


Grp 5 - SSM, SM2, STU, STL

New Hampshire Mtr Spdwy S/F 1.600 miles

Race 1 #16-R-4239-S

2016-05-28 14:40

Race (19:00 and 1 Laps) started at 15:20:38



Pos	No.	Name	Class	Laps	Diff	Total Tm	Best Tm	Make-Model	Sponsor
-----	-----	------	-------	------	------	----------	---------	------------	---------

Not classified									
DNS	#77	Mark Gregory	STL		DNS			Mazda Miata/F	Rosmar Racing
DNS	#4	Peter Morrison	STL		DNS			Mazda Miata/t	Deja Vu Motorsports

Announcements
Time Prov 1543 Time Final 1613

Margin of Victory	Avg. Speed	Best Lap Tm	Best Speed	Best Lap by
10.575	74.862	1:15.664	76.126	#10 - Brenton Piekarski

Joshua Underwood, Chief of Timing & Scoring

Orbits

Bob Introne, Chief Steward / Jack Hanifan, Chairman SOM

www.mylaps.com

Licensed to: NEDiv

Page 2/2



New England Region NERRC Memorial Day Weekend Official Race Result



Memorial Day Weekend Regionals and CRE

Sorted on Laps

Grp 5 - SSM, SM2, STU, STL

New Hampshire Mtr Spdway S/F 1.600 miles

Race 1 #16-R-4239-S

2016-05-28 14:40

Race (19:00 and 1 Laps) started at 15:20:38

Pos	No.	Name	Class	Laps	Diff	Total Tm	Best Tm	Make-Model	Sponsor
SM2									
1	#30	Tom Bogar	SM2	16		21:06.940	1:18.035	Mazda Miata/E	AUTEX MAZDA KEENE
2	#70	Jimmy Locke	SM2	16	2.879	21:09.819	1:18.340	Mazda Miata/r	NorthEast Earth Mecha
3	#73	Xiang Li	SM2	16	6.180	21:13.120	1:18.559	Mazda Spec M	
4	#19	Shelby Churchill	SM2	16	16.457	21:23.397	1:19.067	Mazda Miata/E	
5	#101	Evan Karl	SM2	16	18.806	21:25.746	1:18.975	Mazda Miata/v	BK Motorsports
6	#14	Keith Knickerbocker	SM2	16	20.375	21:27.315	1:19.576	Mazda Miata/t	Knickerbocker by Desig
7	#08	Robert Karl Jr.	SM2	16	24.217	21:31.157	1:19.415	Mazda Miata/y	BK Motorsports
8	#06	Jeff Longo	SM2	16	26.367	21:33.307	1:19.900	Mazda Miata/r	LTD Racing / Marbledal
9	#181	Marc Ulan	SM2	16	27.524	21:34.464	1:19.604	Mazda Miata/v	
10	#91	Anthony Vaccaro	SM2	15	1 Lap	20:39.355	1:21.211	Mazda Miata/E	Flatout Motorsports
11	#20	Robert Karl	SM2	15	1 Lap	20:39.767	1:20.895	Mazda Miata/v	BK Motorsports
12	#35	Dominic Karl	SM2	15	1 Lap	20:41.645	1:21.112	Mazda Miata/F	BK Motorsports
13	#12	Brandon Kristel	SM2	15	1 Lap	20:51.552	1:21.673	Mazda miata/r	
14	#00	Kent Vaccaro	SM2	15	1 Lap	21:01.646	1:22.003	Mazda Miata/E	Flatout Motorsports
15	#33	Rebecca Harvey	SM2	15	1 Lap	21:10.991	1:22.740	Mazda Miata/E	Road Rebels
16	#7	Isaac Miskoe	SM2	14	2 Laps	21:01.469	1:26.906	Mazda Miata/y	WhoopAss Race Fuel
17	#18	Dave Valliere	SM2	11	5 Laps	15:45.269	1:22.136	Mazda Miata/t	northeast foreign cars i
18	#8	Daniel Meade	SM2	8	8 Laps	11:14.925	1:19.818	Mazda Miata/v	
SSM									
1	#78	Peter Faill	SSM	16		21:38.870	1:19.393	Mazda Miata/v	mopydick
2	#86	Mark Wheatley	SSM	16	12.960	21:51.830	1:20.673	Mazda Miata/c	
3	#53	Alan Dunklee	SSM	15	1 Lap	21:13.169	1:23.135	Mazda Miata/F	Dunklee Excavation
4	#71	Andrew Wickline	SSM	15	1 Lap	21:15.831	1:23.527	Mazda miata/v	
5	#50	Christopher Milton-Hall	SSM	4	12 Laps	8:11.916	1:26.248	Mazda Miata/c	Automaster Collision C
STL									
1	#10	Brenton Piekarski	STL	16		20:31.071	1:15.664	Mazda Miata/E	Gate City Collision Cent
2	#16	Rob Sturgis	STL	16	10.575	20:41.646	1:16.440	Mazda Miata/C	G&M Services/Lowrider
3	#67	Hugh McHaffie	STL	16	22.233	20:53.304	1:16.439	Mazda Miata M	
4	#144	Dave Kuchrawy	STL	16	1:02.813	21:33.884	1:19.452	Mazda Miata/E	

Announcements

Time Prov 1543 Time Final 1613

Margin of Victory	Avg. Speed	Best Lap Tm	Best Speed	Best Lap by
10.575	74.862	1:15.664	76.126	#10 - Brenton Piekarski

Joshua Underwood, Chief of Timing & Scoring

Orbits

Bob Introne, Chief Steward / Jack Hanifan, Chairman SOM

www.mylaps.com

Licensed to: NEDiv

Page 1/2



New England Region NERRC Memorial Day Weekend Official Race Result



Memorial Day Weekend Regionals and CRE

Sorted on Laps

Grp 5 - SSM, SM2, STU, STL

New Hampshire Mtr Spdway S/F 1.600 miles

Race 1 #16-R-4239-S

2016-05-28 14:40

Race (19:00 and 1 Laps) started at 15:20:38

Pos	No.	Name	Class	Laps	Diff	Total Tm	Best Tm	Make-Model	Sponsor
5	#89	Wendy Cappola	STL	14	2 Laps	20:35.123	1:25.576	Mazda Miata/E	She Racing
Not classified									
DNS	#77	Mark Gregory	STL		DNS			Mazda Miata/F	Rosmar Racing
DNS	#4	Peter Morrison	STL		DNS			Mazda Miata/t	Deja Vu Motorsports
STU									
1	#05	Dwayne Bennett	STU	16		21:11.401	1:18.152	Mazda Miata/E	LTD Racing
2	#13	Robert Reed	STU	16	1.416	21:12.817	1:17.739	Mazda Miata/C	LTD Racing
3	#121	Gregory Pecora	STU	16	20.058	21:31.459	1:18.464	Mazda Mx 5 c	Pecora Motorsports No
4	#02	Gary Hiniker	STU	16	26.295	21:37.696	1:18.863	BMW E36/Mar	TheAutoBlonde.com
5	#61	Wieslaw Gronek	STU	16	33.964	21:45.365	1:19.727	Mazda Miata/S	

Announcements

Time Prov 1543 Time Final 1613

Margin of Victory	Avg. Speed	Best Lap Tm	Best Speed	Best Lap by
10.575	74.862	1:15.664	76.126	#10 - Brenton Piekarski

Joshua Underwood, Chief of Timing & Scoring

Orbits

Bob Introne, Chief Steward / Jack Hanifan, Chairman SOM

www.mylaps.com

Licensed to: NEDiv

Page 2/2

Memorial Day Weekend Regionals and CRE

Lapchart


Grp 5 - SSM, SM2, STU, STL

New Hampshire Mtr Spdway S/F 1.600 miles

Race 1 #16-R-4239-S

2016-05-28 14:40

Race (19:00 and 1 Laps) started at 15:20:38



Competitors	Laps																
	0	1	2	3	4	5	6	7	8	9	10	11	12	13	14	15	16
Hugh McHaffie (#67)	1	#67	#10	#10	#10	#10	#10	#10	#10	#10	#10	#10	#10	#10	#10	#10	#10
Brenton Piekarski (#10)	2	#10	#67	#67	#67	#67	#67	#67	#67	#67	#67	#67	#67	#16	#16	#16	#16
Xiang Li (#73)	3	#73	#16	#16	#16	#16	#16	#16	#16	#16	#16	#16	#16	#67	#67	#67	#67
Robert Reed (#13)	4	#13	#13	#13	#13	#30	#30	#30	#30	#30	#30	#30	#30	#30	#30	#30	#30
Tom Bogar (#30)	5	#30	#30	#30	#30	#05	#05	#05	#05	#05	#05	#05	#05	#05	#05	#70	#70
Rob Sturgis (#16)	6	#16	#05	#05	#05	#73	#73	#73	#73	#73	#73	#73	#73	#73	#70	#05	#05
Dwayne Bennett (#05)	7	#05	#70	#70	#70	#70	#70	#70	#70	#70	#70	#70	#70	#70	#73	#73	#13
Jimmy Locke (#70)	8	#70	#73	#73	#73	#13	#13	#13	#13	#13	#13	#13	#13	#13	#13	#13	#73
Evan Karl (#101)	9	#101	#101	#101	#06	#06	#06	#06	#06	#19	#19	#19	#19	#19	#19	#19	#19
Gregory Pecora (#121)	10	#121	#06	#06	#8	#8	#8	#14	#19	#06	#14	#14	#14	#14	#101	#101	#101
Daniel Meade (#8)	11	#8	#8	#8	#14	#14	#14	#19	#14	#14	#06	#101	#101	#101	#14	#14	#14
Jeff Longo (#06)	12	#06	#08	#14	#101	#19	#19	#8	#101	#101	#101	#06	#06	#06	#06	#08	#08
Robert Karl Jr. (#08)	13	#08	#14	#08	#19	#101	#101	#101	#144	#144	#144	#144	#144	#144	#08	#121	#06
Dave Kuchrawy (#144)	14	#144	#121	#121	#121	#121	#144	#144	#121	#121	#121	#08	#08	#08	#144	#06	#121
Keith Knickerbocker (#14)	15	#14	#19	#19	#144	#144	#121	#121	#08	#08	#08	#121	#121	#121	#121	#144	#144
Marc Ulan (#181)	16	#181	#144	#144	#08	#08	#08	#08	#181	#181	#181	#181	#181	#181	#181	#181	#181
Gary Hiniker (#02)	17	#02	#181	#181	#181	#181	#181	#181	#8	#78	#78	#78	#78	#78	#78	#78	#02
Anthony Vaccaro (#91)	18	#91	#02	#86	#86	#86	#86	#86	#86	#86	#02	#02	#02	#02	#02	#02	#78
Wieslaw Groniek (#61)	19	#61	#86	#02	#02	#02	#02	#78	#78	#02	#86	#61	#61	#61	#61	#61	#61
Mark Wheatley (#86)	20	#86	#61	#61	#78	#78	#78	#02	#02	#61	#61	#86	#86	#86	#86	#86	#86
Shelby Churchill (#19)	21	#19	#78	#78	#61	#61	#61	#61	#61	#91	#91	#91	#91	#91	#91	#91	#91
Rebecca Harvey (#33)	22	#33	#91	#91	#91	#91	#91	#91	#91	#20	#20	#20	#20	#20	#20	#20	#20
Peter Fail (#78)	23	#78	#33	#20	#20	#20	#20	#20	#20	#35	#35	#35	#35	#35	#35	#35	#35
Dave Valliere (#18)	24	#18	#20	#18	#18	#18	#35	#35	#35	#12	#12	#12	#12	#12	#12	#12	#12
Robert Karl (#20)	25	#20	#18	#33	#35	#35	#18	#18	#18	#8	#18	#18	#00	#00	#00	#00	#00
Brandon Kristel (#12)	26	#12	#12	#12	#33	#33	#33	#33	#12	#18	#33	#00	#33	#33	#33	#33	#33
Kent Vaccaro (#00)	27	#00	#71	#35	#12	#12	#12	#12	#33	#33	#00	#33	#53	#53	#53	#53	#53
Andrew Wickline (#71)	28	#71	#00	#71	#00	#00	#00	#00	#00	#00	#53	#53	#71	#71	#71	#71	#71
Wendy Cappola (#89)	29	#89	#35	#00	#71	#71	#53	#53	#53	#53	#71	#71	#18	#89	#89	#89	#89
Alan Dunklee (#53)	30	#53	#89	#53	#53	#53	#71	#71	#71	#71	#89	#89	#89	#7	#7	#7	#7

Joshua Underwood, Chief of Timing & Scoring

Bob Introne, Chief Steward / Jack Hanifan, Chairman SOM

Orbits

www.mylaps.com
Licensed to: NEDiv



New England Region NERRC Memorial Day Weekend Official Race Result



Memorial Day Weekend Regionals and CRE

Grp 5 - SSM, SM2, STU, STL

New Hampshire Mtr Spdway S/F 1.600 miles

Race 1 #16-R-4239-S

2016-05-28 14:40

Race (19:00 and 1 Laps) started at 15:20:38

Lap	Lap Tm	Diff	Time of Day
7	1:26.201	+6.383	15:30:11.418
p8	1:41.970	+22.152	15:31:53.388

(#50) Christopher Milton-Hall

p1	3:20.520	+1:54.272	15:24:12.928
2	1:30.538	+4.290	15:25:43.466
3	1:26.248		15:27:09.714
p4	1:40.665	+14.417	15:28:50.379

Lap Lap Tm Diff Time of Day

Lap Lap Tm Diff Time of Day

Joshua Underwood, Chief of Timing & Scoring

Orbits

Bob Introne, Chief Steward / Jack Hanifan, Chairman SOM

Joshua Underwood

www.mylaps.com
Licensed to: NEDiv



New England Region NERRC Memorial Day Weekend Official Race Result



Memorial Day Weekend Regionals and CRE

Sorted on Best Lap time

Grp 5 - SSM, SM2, STU, STL

New Hampshire Mtr Spdway S/F 1.600 miles

Race 1 #16-R-4239-S

2016-05-28 14:40

Race (19:00 and 1 Laps) started at 15:20:38

Pos	No.	Name	Class	Best Tm	Diff	Best Speed	In Lap	Make-Model	Sponsor
SM2									
1	#30	Tom Bogar	SM2	1:18.035		73.813	2	Mazda Miata/Black	AUTEX MAZDA KEE
2	#70	Jimmy Locke	SM2	1:18.340	0.305	73.526	12	Mazda Miata/rusty	NorthEast Earth M
3	#73	Xiang Li	SM2	1:18.559	0.524	73.321	3	Mazda Spec Miata/	
4	#101	Evan Karl	SM2	1:18.975	0.940	72.934	2	Mazda Miata/White	BK Motorsports
5	#19	Shelby Churchill	SM2	1:19.067	1.032	72.850	7	Mazda Miata/Black	
6	#08	Robert Karl Jr.	SM2	1:19.415	1.380	72.530	8	Mazda Miata/Yellov	BK Motorsports
7	#14	Keith Knickerbocker	SM2	1:19.576	1.541	72.384	15	Mazda Miata/black	Knickerbocker by D
8	#181	Marc Ulan	SM2	1:19.604	1.569	72.358	11	Mazda Miata/white,	
9	#8	Daniel Meade	SM2	1:19.818	1.783	72.164	2	Mazda Miata/white	
10	#06	Jeff Longo	SM2	1:19.900	1.865	72.090	7	Mazda Miata/red	LTD Racing / Marbl
11	#20	Robert Karl	SM2	1:20.895	2.860	71.203	2	Mazda Miata/White	BK Motorsports
12	#35	Dominic Karl	SM2	1:21.112	3.077	71.013	12	Mazda Miata/Red V	BK Motorsports
13	#91	Anthony Vaccaro	SM2	1:21.211	3.176	70.926	5	Mazda Miata/Blue (Flatout Motorsport:
14	#12	Brandon Kristel	SM2	1:21.673	3.638	70.525	10	Mazda miata/red	
15	#00	Kent Vaccaro	SM2	1:22.003	3.968	70.241	11	Mazda Miata/Blue (Flatout Motorsport:
16	#18	Dave Valliere	SM2	1:22.136	4.101	70.128	3	Mazda Miata/blue	northeast foreign c
17	#33	Rebecca Harvey	SM2	1:22.740	4.705	69.616	6	Mazda Miata/Blue	Road Rebels
18	#7	Isaac Miskoe	SM2	1:26.906	8.871	66.279	14	Mazda Miata/Yellow	WhoopAss Race Fu
SSM									
1	#78	Peter Faill	SSM	1:19.393		72.550	14	Mazda Miata/white	mopydick
2	#86	Mark Wheatley	SSM	1:20.673	1.280	71.399	3	Mazda Miata/Silver	
3	#53	Alan Dunklee	SSM	1:23.135	3.742	69.285	11	Mazda Miata/Purple	Dunklee Excavator
4	#71	Andrew Wickline	SSM	1:23.527	4.134	68.960	11	Mazda miata/white	
5	#50	Christopher Milton-Hall	SSM	1:26.248	6.855	66.784	3	Mazda Miata/green	Automaster Collisic
STL									
1	#10	Brenton Piekarski	STL	1:15.664		76.126	2	Mazda Miata/Black,	Gate City Collision
2	#67	Hugh McHaffie	STL	1:16.439	0.775	75.354	10	Mazda Miata MX5/r	
3	#16	Rob Sturgis	STL	1:16.440	0.776	75.353	8	Mazda Miata/Grey/	G&M Services/Low
4	#144	Dave Kuchrawy	STL	1:19.452	3.788	72.497	8	Mazda Miata/Black	
5	#89	Wendy Cappola	STL	1:25.576	9.912	67.309	3	Mazda Miata/Blue	She Racing
Not classified									
DNS	#77	Mark Gregory	STL				0	Mazda Miata/Red/v	Rosmar Racing

Announcements

Time Prov 1543 Time Final 1613

Joshua Underwood, Chief of Timing & Scoring

Orbits

Bob Introne, Chief Steward / Jack Hanifan, Chairman SOM

www.mylaps.com
Licensed to: NEDiv



**New England Region
NERRC Memorial Day Weekend
Official Race Result**



Memorial Day Weekend Regionals and CRE

Sorted on Best Lap time

Grp 5 - SSM, SM2, STU, STL

New Hampshire Mtr Spdway S/F 1.600 miles

Race 1 #16-R-4239-S

2016-05-28 14:40

Race (19:00 and 1 Laps) started at 15:20:38

Pos	No.	Name	Class	Best Tm	Diff	Best Speed	In Lap	Make-Model	Sponsor
DNS	#4	Peter Morrison	STL			-	0	Mazda Miata/blue	Deja Vu Motorspor
STU									
1	#13	Robert Reed	STU	1:17.739		74.094	2	Mazda Miata/Greer	LTD Racing
2	#05	Dwayne Bennett	STU	1:18.152	0.413	73.703	3	Mazda Miata/Black	LTD Racing
3	#121	Gregory Pecora	STU	1:18.464	0.725	73.409	16	Mazda Mx 5 cup ca	Pecora Motorsports
4	#02	Gary Hiniker	STU	1:18.863	1.124	73.038	9	BMW E36/Maroon	TheAutoBlonde.cor
5	#61	Wieslaw Gronek	STU	1:19.727	1.988	72.247	12	Mazda Miata/Silver	

Announcements

Time Prov 1543 Time Final 1613

Joshua Underwood, Chief of Timing & Scoring

Orbits

Bob Introne, Chief Steward / Jack Hanifan, Chairman SOM

www.mylaps.com
Licensed to: NEDiv



New England Region NERRC Memorial Day Weekend Official Race Result



Memorial Day Weekend Regionals and CRE

Sorted on Laps

Grp 6 - SRF, SRF3, EVSR, SPU

New Hampshire Mtr Spdway S/F 1.600 miles

Race 1 #16-R-4239-S

2016-05-28 15:05

Race (19:00 and 1 Laps) started at 15:50:40

Pos	No.	Name	Class	Laps	Diff	Total Tm	Best Tm	Make-Model	Sponsor
1	#8	David Ferguson	SRF3	17		21:04.047	1:13.296	Spec Racer Fo	
2	#16	Roger Feghali	SRF3	17	12.761	21:16.808	1:14.266	Ford spec race	na
3	#13	Thomas Riley	SRF	17	19.810	21:23.857	1:14.743	Spec Racer Fo	TRAC Consulting
4	#25	Ed Tisdale	SRF3	17	23.640	21:27.687	1:15.049	SCCA Enterpri:	OTT Communications
5	#20	Steve Owens	SRF	17	31.228	21:35.275	1:14.993	SCCA SRF/Yell	Finish Line Product Dev
6	#17	Steven Spano	SRF	17	31.537	21:35.584	1:14.810	Ford SRF/Whit	Black Flag Racing
7	#69	Mark Saviet	SRF	17	48.429	21:52.476	1:15.666	Spec Racer Fo	DADDYLUBE - 'Service
8	#31	Leslie Kurz	SRF	17	1:01.899	22:05.946	1:16.741	Spec Racer Fo	
9	#62	Thomas Kirchman	SRF	17	1:07.396	22:11.443	1:16.337	SCCA Enterpri:	
10	#4	Scott James	SRF	16	1 Lap	21:48.562	1:15.540	SCCA Enterpri:	Chicane Racing/Motion

Announcements

Time Prov 1613 Time Final 1643

Margin of Victory	Avg. Speed	Best Lap Tm	Best Speed	Best Lap by
12.761	77.465	1:13.296	78.585	#8 - David Ferguson

Joshua Underwood, Chief of Timing & Scoring

Orbits

Bob Introne, Chief Steward / Jack Hanifan, Chairman SOM

www.mylaps.com

Licensed to: NEDiv



**New England Region
NERRC Memorial Day Weekend
Official Race Result**



Memorial Day Weekend Regionals and CRE

Sorted on Laps


Grp 6 - SRF, SRF3, EVSR, SPU

New Hampshire Mtr Spdway S/F 1.600 miles

Race 1 #16-R-4239-S

2016-05-28 15:05

Race (19:00 and 1 Laps) started at 15:50:40



Pos	No.	Name	Class	Laps	Diff	Total Tm	Best Tm	Make-Model	Sponsor
SRF									
1	#13	Thomas Riley	SRF	17		21:23.857	1:14.743	Spec Racer Fo	TRAC Consulting
2	#20	Steve Owens	SRF	17	11.418	21:35.275	1:14.993	SCCA SRF/Yell	Finish Line Product Dev
3	#17	Steven Spano	SRF	17	11.727	21:35.584	1:14.810	Ford SRF/Whit	Black Flag Racing
4	#69	Mark Saviet	SRF	17	28.619	21:52.476	1:15.666	Spec Racer Fo	DADDYLUBE - 'Service
5	#31	Leslie Kurz	SRF	17	42.089	22:05.946	1:16.741	Spec Racer Fo	
6	#62	Thomas Kirchman	SRF	17	47.586	22:11.443	1:16.337	SCCA Enterpri:	
7	#4	Scott James	SRF	16	1 Lap	21:48.562	1:15.540	SCCA Enterpri:	Chicane Racing/Motion
SRF3									
1	#8	David Ferguson	SRF3	17		21:04.047	1:13.296	Spec Racer Fo	
2	#16	Roger Feghali	SRF3	17	12.761	21:16.808	1:14.266	Ford spec race	na
3	#25	Ed Tisdale	SRF3	17	23.640	21:27.687	1:15.049	SCCA Enterpri:	OTT Communications

Announcements

Time Prov 1613 Time Final 1643

Margin of Victory	Avg. Speed	Best Lap Tm	Best Speed	Best Lap by
12.761	77.465	1:13.296	78.585	#8 - David Ferguson

Joshua Underwood, Chief of Timing & Scoring

Orbits

Bob Introne, Chief Steward / Jack Hanifan, Chairman SOM

www.mylaps.com

Licensed to: NEDiv

Memorial Day Weekend Regionals and CRE

Lapchart


Grp 6 - SRF, SRF3, EVSR, SPU

New Hampshire Mtr Spdway S/F 1.600 miles

Race 1 #16-R-4239-S

2016-05-28 15:05

Race (19:00 and 1 Laps) started at 15:50:40



Competitors	Laps																		
	0	1	2	3	4	5	6	7	8	9	10	11	12	13	14	15	16	17	
Roger Feghali (#16)	1	#16	#16	#16	#16	#16	#16	#16	#16	#8	#8	#8	#8	#8	#8	#8	#8	#8	
David Ferguson (#8)	2	#8	#8	#8	#8	#8	#8	#8	#8	#16	#16	#16	#16	#16	#16	#16	#16	#16	
Thomas Riley (#13)	3	#13	#13	#13	#13	#13	#13	#13	#13	#13	#13	#13	#13	#13	#13	#13	#13	#13	
Ed Tisdale (#25)	4	#25	#69	#25	#25	#25	#25	#25	#25	#25	#25	#25	#25	#25	#25	#25	#25	#25	
Scott James (#4)	5	#4	#25	#69	#69	#69	#69	#69	#69	#69	#69	#69	#69	#69	#69	#69	#20	#20	
Mark Saviet (#69)	6	#69	#62	#62	#62	#62	#17	#17	#17	#17	#20	#20	#20	#20	#20	#20	#20	#17	#17
Steve Owens (#20)	7	#20	#17	#17	#17	#17	#20	#20	#20	#20	#17	#17	#17	#17	#17	#17	#17	#69	#69
Thomas Kirchman (#62)	8	#62	#4	#4	#4	#20	#4	#4	#4	#4	#4	#31	#31	#31	#31	#31	#31	#31	#31
Steven Spano (#17)	9	#17	#20	#20	#20	#4	#31	#31	#31	#31	#31	#62	#62	#62	#62	#62	#62	#62	#62
Leslie Kurz (#31)	10	#31	#31	#31	#31	#31	#62	#62	#62	#62	#62	#4	#4	#4	#4	#4	#4	#4	#4



New England Region NERRC Memorial Day Weekend Official Race Result



Memorial Day Weekend Regionals and CRE

Grp 6 - SRF, SRF3, EVSR, SPU

New Hampshire Mtr Spdwy S/F 1.600 miles

Race 1 #16-R-4239-S

2016-05-28 15:05

Race (19:00 and 1 Laps) started at 15:50:40

Lap	Lap Tm	Diff	Time of Day
(#8) David Ferguson			
1	1:17.116	+3.820	15:51:57.281
2	1:14.423	+1.127	15:53:11.704
3	1:14.618	+1.322	15:54:26.322
4	1:15.019	+1.723	15:55:41.341
5	1:14.932	+1.636	15:56:56.273
6	1:13.911	+0.615	15:58:10.184
7	1:14.250	+0.954	15:59:24.434
8	1:13.393	+0.097	16:00:37.827
9	1:13.886	+0.590	16:01:51.713
10	1:14.218	+0.922	16:03:05.931
11	1:13.687	+0.391	16:04:19.618
12	1:13.844	+0.548	16:05:33.462
13	1:14.426	+1.130	16:06:47.888
14	1:14.323	+1.027	16:08:02.211
15	1:13.296		16:09:15.507
16	1:13.801	+0.505	16:10:29.308
17	1:14.753	+1.457	16:11:44.061

Lap	Lap Tm	Diff	Time of Day
(#16) Roger Feghali			
1	1:16.807	+2.541	15:51:56.821
2	1:14.695	+0.429	15:53:11.516
3	1:14.635	+0.369	15:54:26.151
4	1:14.866	+0.600	15:55:41.017
5	1:14.787	+0.521	15:56:55.804
6	1:14.272	+0.006	15:58:10.076
7	1:14.350	+0.084	15:59:24.426
8	1:15.490	+1.224	16:00:39.916
9	1:14.266		16:01:54.182
10	1:14.286	+0.020	16:03:08.468
11	1:14.304	+0.038	16:04:22.772
12	1:16.476	+2.210	16:05:39.248
13	1:15.543	+1.277	16:06:54.791
14	1:16.137	+1.871	16:08:10.928
15	1:15.256	+0.990	16:09:26.184
16	1:15.080	+0.814	16:10:41.264
17	1:15.558	+1.292	16:11:56.822

Lap	Lap Tm	Diff	Time of Day
(#13) Thomas Riley			
1	1:17.575	+2.832	15:51:58.007
2	1:14.816	+0.073	15:53:12.823
3	1:14.743		15:54:27.566
4	1:15.151	+0.408	15:55:42.717
5	1:14.843	+0.100	15:56:57.560
6	1:15.052	+0.309	15:58:12.612
7	1:15.310	+0.567	15:59:27.922
8	1:15.538	+0.795	16:00:43.460
9	1:15.505	+0.762	16:01:58.965
10	1:15.440	+0.697	16:03:14.405
11	1:15.070	+0.327	16:04:29.475
12	1:15.541	+0.798	16:05:45.016
13	1:15.197	+0.454	16:07:00.213
14	1:15.262	+0.519	16:08:15.475
15	1:15.157	+0.414	16:09:30.632
16	1:15.200	+0.457	16:10:45.832
17	1:18.039	+3.296	16:12:03.871

Lap	Lap Tm	Diff	Time of Day
(#25) Ed Tisdale			
1	1:18.893	+3.844	15:51:59.337
2	1:15.279	+0.230	15:53:14.616

Lap	Lap Tm	Diff	Time of Day
3	1:15.587	+0.538	15:54:30.203
4	1:15.396	+0.347	15:55:45.599
5	1:15.697	+0.648	15:57:01.296
6	1:15.548	+0.499	15:58:16.844
7	1:15.859	+0.810	15:59:32.703
8	1:15.310	+0.261	16:00:48.013
9	1:15.110	+0.061	16:02:03.123
10	1:15.049		16:03:18.172
11	1:15.303	+0.254	16:04:33.475
12	1:15.317	+0.268	16:05:48.792
13	1:15.135	+0.086	16:07:03.927
14	1:16.133	+1.084	16:08:20.060
15	1:15.734	+0.685	16:09:35.794
16	1:15.775	+0.726	16:10:51.569
17	1:16.132	+1.083	16:12:07.701

Lap	Lap Tm	Diff	Time of Day
(#20) Steve Owens			
1	1:20.768	+5.775	15:52:01.436
2	1:16.503	+1.510	15:53:17.939
3	1:16.266	+1.273	15:54:34.205
4	1:15.909	+0.916	15:55:50.114
5	1:16.888	+1.895	15:57:07.002
6	1:15.986	+0.993	15:58:22.988
7	1:15.631	+0.638	15:59:38.619
8	1:15.893	+0.900	16:00:54.512
9	1:16.534	+1.541	16:02:11.046
10	1:14.993		16:03:26.039
11	1:15.747	+0.754	16:04:41.786
12	1:15.396	+0.403	16:05:57.182
13	1:15.493	+0.500	16:07:12.675
14	1:15.431	+0.438	16:08:28.106
15	1:15.484	+0.491	16:09:43.590
16	1:15.973	+0.980	16:10:59.563
17	1:15.726	+0.733	16:12:15.289

Lap	Lap Tm	Diff	Time of Day
(#17) Steven Spano			
1	1:19.717	+4.907	15:52:00.524
2	1:16.583	+1.773	15:53:17.107
3	1:16.407	+1.597	15:54:33.514
4	1:16.205	+1.395	15:55:49.719
5	1:16.665	+1.855	15:57:06.384
6	1:16.354	+1.544	15:58:22.738
7	1:15.622	+0.812	15:59:38.360
8	1:15.888	+1.078	16:00:54.248
9	1:17.522	+2.712	16:02:11.770
10	1:15.391	+0.581	16:03:27.161
11	1:15.350	+0.540	16:04:42.511
12	1:15.250	+0.440	16:05:57.761
13	1:15.869	+1.059	16:07:13.630
14	1:15.569	+0.759	16:08:29.199
15	1:14.810		16:09:44.009
16	1:16.322	+1.512	16:11:00.331
17	1:15.267	+0.457	16:12:15.598

Lap	Lap Tm	Diff	Time of Day
(#69) Mark Saviet			
1	1:18.434	+2.768	15:51:58.962
2	1:16.584	+0.918	15:53:15.546
3	1:16.133	+0.467	15:54:31.679
4	1:16.250	+0.584	15:55:47.929
5	1:16.025	+0.359	15:57:03.954
6	1:15.971	+0.305	15:58:19.925

Lap	Lap Tm	Diff	Time of Day
7	1:15.816	+0.150	15:59:35.741
8	1:15.666		16:00:51.407
9	1:16.146	+0.480	16:02:07.553
10	1:15.968	+0.302	16:03:23.521
11	1:15.850	+0.184	16:04:39.371
12	1:15.806	+0.140	16:05:55.177
13	1:15.847	+0.181	16:07:11.024
14	1:16.080	+0.414	16:08:27.104
15	1:16.249	+0.583	16:09:43.353
16	1:31.119	+15.453	16:11:14.472
17	1:18.018	+2.352	16:12:32.490

Lap	Lap Tm	Diff	Time of Day
(#31) Leslie Kurz			
1	1:21.327	+4.586	15:52:02.427
2	1:18.031	+1.290	15:53:20.458
3	1:18.141	+1.400	15:54:38.599
4	1:18.474	+1.733	15:55:57.073
5	1:18.210	+1.469	15:57:15.283
6	1:18.190	+1.449	15:58:33.473
7	1:17.539	+0.798	15:59:51.012
8	1:17.170	+0.429	16:01:08.182
9	1:17.002	+0.261	16:02:25.184
10	1:17.141	+0.400	16:03:42.325
11	1:16.970	+0.229	16:04:59.295
12	1:17.246	+0.505	16:06:16.541
13	1:18.302	+1.561	16:07:34.843
14	1:16.741		16:08:51.584
15	1:18.075	+1.334	16:10:09.659
16	1:17.502	+0.761	16:11:27.161
17	1:18.799	+2.058	16:12:45.960

Lap	Lap Tm	Diff	Time of Day
(#62) Thomas Kirchman			
1	1:19.142	+2.805	15:51:59.852
2	1:16.821	+0.484	15:53:16.673
3	1:16.337		15:54:33.010
4	1:16.495	+0.158	15:55:49.505
5	1:35.238	+18.901	15:57:24.743
6	1:17.651	+1.314	15:58:42.394
7	1:17.651	+1.314	16:00:00.045
8	1:16.985	+0.648	16:01:17.030
9	1:17.115	+0.778	16:02:34.145
10	1:16.948	+0.611	16:03:51.093
11	1:17.258	+0.921	16:05:08.351
12	1:17.085	+0.748	16:06:25.436
13	1:16.775	+0.438	16:07:42.211
14	1:16.770	+0.433	16:08:58.981
15	1:18.305	+1.968	16:10:17.286
16	1:17.144	+0.807	16:11:34.430
17	1:17.027	+0.690	16:12:51.457

Lap	Lap Tm	Diff	Time of Day
(#4) Scott James			
1	1:20.327	+4.787	15:52:00.844
2	1:16.675	+1.135	15:53:17.519
3	1:16.384	+0.844	15:54:33.903
4	1:16.694	+1.154	15:55:50.597
5	1:16.961	+1.421	15:57:07.558
6	1:15.817	+0.277	15:58:23.375
7	1:15.540		15:59:38.915
8	1:16.421	+0.881	16:00:55.336
9	1:16.771	+1.231	16:02:12.107
p10	2:05.462	+49.922	16:04:17.569

Joshua Underwood, Chief of Timing & Scoring

Bob Introne, Chief Steward / Jack Hanifan, Chairman SOM

Orbits

www.mylaps.com
Licensed to: NEDIV



**New England Region
NERRC Memorial Day Weekend
Official Race Result**



Memorial Day Weekend Regionals and CRE


Grp 6 - SRF, SRF3, EVSR, SPU

New Hampshire Mtr Spdway S/F 1.600 miles

Race 1 #16-R-4239-S

2016-05-28 15:05

Race (19:00 and 1 Laps) started at 15:50:40



Lap	Lap Tm	Diff	Time of Day
11	1:29.998	+14.458	16:05:47.567
12	1:22.339	+6.799	16:07:09.906
13	1:23.473	+7.933	16:08:33.379
14	1:18.944	+3.404	16:09:52.323
15	1:18.496	+2.956	16:11:10.819
16	1:17.757	+2.217	16:12:28.576

Lap	Lap Tm	Diff	Time of Day
-----	--------	------	-------------

Lap	Lap Tm	Diff	Time of Day
-----	--------	------	-------------

Joshua Underwood, Chief of Timing & Scoring

Orbits

Bob Introne, Chief Steward / Jack Hanifan, Chairman SOM

Joshua Underwood

www.mylaps.com
Licensed to: NEDiv



New England Region NERRC Memorial Day Weekend Official Race Result



Memorial Day Weekend Regionals and CRE

Sorted on Best Lap time

Grp 6 - SRF, SRF3, EVSR, SPU

New Hampshire Mtr Spdway S/F 1.600 miles

Race 1 #16-R-4239-S

2016-05-28 15:05

Race (19:00 and 1 Laps) started at 15:50:40

Pos	No.	Name	Class	Best Tm	Diff	Best Speed	In Lap	Make-Model	Sponsor
SRF									
1	#13	Thomas Riley	SRF	1:14.743		77.064	3	Spec Racer Ford/bl	TRAC Consulting
2	#17	Steven Spano	SRF	1:14.810	0.067	76.995	15	Ford SRF/White an	Black Flag Racing
3	#20	Steve Owens	SRF	1:14.993	0.250	76.807	10	SCCA SRF/Yellow/E	Finish Line Product
4	#4	Scott James	SRF	1:15.540	0.797	76.251	7	SCCA Enterprises S	Chicane Racing/Mc
5	#69	Mark Saviet	SRF	1:15.666	0.923	76.124	8	Spec Racer Ford/bl	DADDYLUBE - 'Sen
6	#62	Thomas Kirchman	SRF	1:16.337	1.594	75.455	3	SCCA Enterprises S	
7	#31	Leslie Kurz	SRF	1:16.741	1.998	75.058	14	Spec Racer Ford/pi	
SRF3									
1	#8	David Ferguson	SRF3	1:13.296		78.585	15	Spec Racer Ford/Bl	
2	#16	Roger Feghali	SRF3	1:14.266	0.970	77.559	9	Ford spec racer for	na
3	#25	Ed Tisdale	SRF3	1:15.049	1.753	76.750	10	SCCA Enterprises S	OTT Communicatio

Announcements

Time Prov 1613 Time Final 1643

Joshua Underwood, Chief of Timing & Scoring

Orbits

Bob Introne, Chief Steward / Jack Hanifan, Chairman SOM

www.mylaps.com
Licensed to: NEDiv



New England Region NERRC Memorial Day Weekend Official Race Result



Memorial Day Weekend Regionals and CRE

Sorted on Laps

Grp 7 - SM, SM5, SMT, T3-4, B-Spec, ITB

New Hampshire Mtr Spdway S/F 1.600 miles

Race 1 #16-R-4239-S

2016-05-28 15:30

Race (19:00 and 1 Laps) started at 16:22:05

Pos	No.	Name	Class	Laps	Diff	Total Tm	Best Tm	Make-Model	Sponsor
1	#95	Kenneth Payson	T4	15		20:40.396	1:17.519	Mazda Miata/r	Hoosier Red Line Oil I
2	#30	Tom Bogar	SM	15	2.005	20:42.401	1:18.135	Mazda Miata/E	AUTEX MAZDA KEENE
3	#17	J T Coupal	SM	15	2.670	20:43.066	1:17.436	Mazda Miata/E	Flatout Motorsports Mi
4	#05	Dwayne Bennett	SM	15	10.715	20:51.111	1:18.557	Mazda Miata/E	LTD Racing
5	#73	Xiang Li	SM	15	12.290	20:52.686	1:18.278	Mazda Spec M	
6	#63	Hugh McHaffie	SM	15	17.977	20:58.373	1:18.709	Mazda Miata/t	
7	#52	Raymond Blethen	T4	15	20.228	21:00.624	1:19.572	Mazda RX8/Blu	RST Performsnce Tacin
8	#121	Gregory Pecora	T3	15	20.490	21:00.886	1:18.704	Mazda Mx 5 cu	Pecora Motorsports No
9	#13	Robert Reed	SM	15	21.437	21:01.833	1:18.990	Mazda Miata/C	LTD Racing
10	#19	Shelby Churchill	SM	15	21.677	21:02.073	1:18.921	Mazda Miata/E	
11	#144	Dave Kuchrawy	SM	15	29.179	21:09.575	1:19.927	Mazda Miata/E	
12	#181	Marc Ulan	SM	15	32.312	21:12.708	1:20.126	Mazda Miata/v	
13	#06	Jeff Longo	SM	15	33.294	21:13.690	1:20.297	Mazda Miata/r	LTD Racing / Marbledal
14	#91	Anthony Vaccaro	SM	15	47.693	21:28.089	1:21.236	Mazda Miata/E	Flatout Motorsports
15	#15	Jody Leverone	SM	15	52.699	21:33.095	1:21.088	Mazda Miata/E	Father-Daughter Racin
16	#12	Brandon Kristel	SM	15	54.188	21:34.584	1:21.092	Mazda miata/r	
17	#2	Nat Wentworth	ITB	15	1:01.961	21:42.357	1:22.187	Volkswagen G	Eriksson Industries
18	#33	Rebecca Harvey	SM	15	1:08.881	21:49.277	1:22.129	Mazda Miata/E	Road Rebels
19	#70	Jimmy Locke	SM	14	1 Lap	19:47.861	1:18.591	Mazda Miata/r	NorthEast Earth Mecha
20	#98	Jerry Rigoli	SM	14	1 Lap	19:50.669	1:18.496	Mazda Miata/S	Rigoli.com
21	#00	Kent Vaccaro	SM	14	1 Lap	20:45.936	1:23.601	Mazda Miata/E	Flatout Motorsports
22	#87	Jim Carlson	ITB	14	1 Lap	20:47.018	1:22.793	Volvo 142E/ye	Swedish Pit
23	#35	Christian Blake	ITB	14	1 Lap	20:54.582	1:23.549	Volkswagen G	Precision Motorsports/f
24	#83	Jim Bucci	T4	14	1 Lap	20:58.256	1:24.108	Honda Civic/Bl	Thanks Trish LYLOMH
25	#169	CJ Danek	T4	14	1 Lap	21:34.070	1:26.691	Mini cooper S/	
26	#6	James Elder	T3	14	1 Lap	21:38.074	1:24.847	Nissan 350Z/R	
27	#89	Wendy Cappola	SM	13	2 Laps	21:09.221	1:25.800	Mazda Miata/E	She Racing
28	#39	David Celani	ITB	12	3 Laps	21:07.327	1:27.011	Volkswagen G	

Announcements

Time Prov 1645 Time Final 1715

Margin of Victory	Avg. Speed	Best Lap Tm	Best Speed	Best Lap by
2.005	69.655	1:17.436	74.384	#17 - J T Coupal

Joshua Underwood, Chief of Timing & Scoring

Orbits

Bob Introne, Chief Steward / Jack Hanifan, Chairman SOM

www.mylaps.com

Licensed to: NEDiv



New England Region NERRC Memorial Day Weekend Official Race Result



Memorial Day Weekend Regionals and CRE

Sorted on Laps

Grp 7 - SM, SM5, SMT, T3-4, B-Spec, ITB

New Hampshire Mtr Spdway S/F 1.600 miles

Race 1 #16-R-4239-S

2016-05-28 15:30

Race (19:00 and 1 Laps) started at 16:22:05

Pos	No.	Name	Class	Laps	Diff	Total Tm	Best Tm	Make-Model	Sponsor
ITB									
1	#2	Nat Wentworth	ITB	15		21:42.357	1:22.187	Volkswagen G	Eriksson Industries
2	#87	Jim Carlson	ITB	14	1 Lap	20:47.018	1:22.793	Volvo 142E/ye	Swedish Pit
3	#35	Christian Blake	ITB	14	1 Lap	20:54.582	1:23.549	Volkswagen G	Precision Motorsports/f
4	#39	David Celani	ITB	12	3 Laps	21:07.327	1:27.011	Volkswagen G	
SM									
1	#30	Tom Bogar	SM	15		20:42.401	1:18.135	Mazda Miata/E	AUTEX MAZDA KEENE
2	#17	J T Coupal	SM	15	0.665	20:43.066	1:17.436	Mazda Miata/E	Flatout Motorsports Mi
3	#05	Dwayne Bennett	SM	15	8.710	20:51.111	1:18.557	Mazda Miata/E	LTD Racing
4	#73	Xiang Li	SM	15	10.285	20:52.686	1:18.278	Mazda Spec M	
5	#63	Hugh McHaffie	SM	15	15.972	20:58.373	1:18.709	Mazda Miata/t	
6	#13	Robert Reed	SM	15	19.432	21:01.833	1:18.990	Mazda Miata/C	LTD Racing
7	#19	Shelby Churchill	SM	15	19.672	21:02.073	1:18.921	Mazda Miata/E	
8	#144	Dave Kuchrawy	SM	15	27.174	21:09.575	1:19.927	Mazda Miata/E	
9	#181	Marc Ulan	SM	15	30.307	21:12.708	1:20.126	Mazda Miata/v	
10	#06	Jeff Longo	SM	15	31.289	21:13.690	1:20.297	Mazda Miata/r	LTD Racing / Marbledal
11	#91	Anthony Vaccaro	SM	15	45.688	21:28.089	1:21.236	Mazda Miata/E	Flatout Motorsports
12	#15	Jody Leverone	SM	15	50.694	21:33.095	1:21.088	Mazda Miata/E	Father-Daughter Racin
13	#12	Brandon Kristel	SM	15	52.183	21:34.584	1:21.092	Mazda miata/r	
14	#33	Rebecca Harvey	SM	15	1:06.876	21:49.277	1:22.129	Mazda Miata/E	Road Rebels
15	#70	Jimmy Locke	SM	14	1 Lap	19:47.861	1:18.591	Mazda Miata/r	NorthEast Earth Mecha
16	#98	Jerry Rigoli	SM	14	1 Lap	19:50.669	1:18.496	Mazda Miata/s	Rigoli.com
17	#00	Kent Vaccaro	SM	14	1 Lap	20:45.936	1:23.601	Mazda Miata/E	Flatout Motorsports
18	#89	Wendy Cappola	SM	13	2 Laps	21:09.221	1:25.800	Mazda Miata/E	She Racing
T3									
1	#121	Gregory Pecora	T3	15		21:00.886	1:18.704	Mazda Mx 5 c	Pecora Motorsports No
2	#6	James Elder	T3	14	1 Lap	21:38.074	1:24.847	Nissan 350Z/R	
T4									
1	#95	Kenneth Payson	T4	15		20:40.396	1:17.519	Mazda Miata/r	Hoosier Red Line Oil f

Announcements

Time Prov 1645 Time Final 1715

Margin of Victory	Avg. Speed	Best Lap Tm	Best Speed	Best Lap by
2.005	69.655	1:17.436	74.384	#17 - J T Coupal

Joshua Underwood, Chief of Timing & Scoring

Orbits

Bob Introne, Chief Steward / Jack Hanifan, Chairman SOM

www.mylaps.com

Licensed to: NEDiv

Page 1/2



**New England Region
NERRC Memorial Day Weekend
Official Race Result**



Memorial Day Weekend Regionals and CRE

Sorted on Laps

Grp 7 - SM, SM5, SMT, T3-4, B-Spec, ITB

New Hampshire Mtr Spdway S/F 1.600 miles

Race 1 #16-R-4239-S

2016-05-28 15:30

Race (19:00 and 1 Laps) started at 16:22:05

Pos	No.	Name	Class	Laps	Diff	Total Tm	Best Tm	Make-Model	Sponsor
2	#52	Raymond Blethen	T4	15	20.228	21:00.624	1:19.572	Mazda RX8/Bl	RST Performsnce Tacin
3	#83	Jim Bucci	T4	14	1 Lap	20:58.256	1:24.108	Honda Civic/Bl	Thanks Trish LYLOMH
4	#169	CJ Danek	T4	14	1 Lap	21:34.070	1:26.691	Mini cooper S/	

Announcements

Time Prov 1645 Time Final 1715

Margin of Victory	Avg. Speed	Best Lap Tm	Best Speed	Best Lap by
2.005	69.655	1:17.436	74.384	#17 - J T Coupal

Joshua Underwood, Chief of Timing & Scoring

Orbits

Bob Introne, Chief Steward / Jack Hanifan, Chairman SOM

www.mylaps.com

Licensed to: NEDiv

Page 2/2

Memorial Day Weekend Regionals and CRE

Lapchart

Grp 7 - SM, SM5, SMT, T3-4, B-Spec, ITB

New Hampshire Mtr Spdway S/F 1.600 miles

Race 1 #16-R-4239-S

2016-05-28 15:30

Race (19:00 and 1 Laps) started at 16:22:05

Competitors	Laps																
		0	1	2	3	4	5	6	7	8	9	10	11	12	13	14	15
Kenneth Payson (#95)	1	#95	#95	#95	#95	#95	#95	#95	#95	#95	#95	#95	#95	#95	#95	#95	#95
Jerry Rigoli (#98)	2	#98	#30	#30	#30	#30	#30	#30	#30	#30	#30	#30	#30	#30	#30	#30	#30
Tom Bogar (#30)	3	#30	#70	#73	#73	#73	#73	#73	#73	#73	#17	#17	#17	#17	#17	#17	#17
Jimmy Locke (#70)	4	#70	#63	#70	#70	#70	#70	#70	#17	#70	#17	#98	#98	#98	#98	#05	#05
J T Coupal (#17)	5	#17	#73	#52	#98	#17	#17	#17	#70	#17	#98	#73	#70	#70	#70	#73	#73
Hugh McHaffie (#63)	6	#63	#17	#98	#17	#98	#98	#98	#98	#98	#70	#70	#73	#73	#05	#63	#63
Dwayne Bennett (#05)	7	#05	#98	#17	#52	#121	#05	#05	#05	#05	#05	#05	#05	#05	#73	#52	#52
Xiang Li (#73)	8	#73	#52	#06	#121	#52	#52	#52	#52	#52	#52	#52	#52	#63	#63	#121	#121
Robert Reed (#13)	9	#13	#05	#121	#05	#05	#121	#121	#121	#121	#121	#63	#63	#52	#52	#19	#13
Jeff Longo (#06)	10	#06	#06	#05	#63	#63	#63	#63	#63	#63	#63	#121	#121	#121	#121	#13	#19
Raymond Blethen (#52)	11	#52	#13	#63	#06	#06	#13	#13	#13	#13	#13	#19	#19	#19	#19	#70	#144
Anthony Vaccaro (#91)	12	#91	#121	#181	#13	#13	#19	#19	#19	#19	#19	#13	#13	#13	#13	#144	#181
Gregory Pecora (#121)	13	#121	#181	#13	#181	#181	#06	#06	#06	#06	#06	#06	#06	#144	#144	#98	#06
Brandon Kristel (#12)	14	#12	#144	#144	#144	#144	#144	#144	#144	#144	#144	#144	#144	#06	#06	#181	#91
Marc Ulan (#181)	15	#181	#33	#91	#19	#19	#181	#181	#181	#181	#181	#181	#181	#181	#181	#06	#15
Dave Kuchrawy (#144)	16	#144	#91	#2	#91	#91	#91	#91	#91	#91	#91	#91	#91	#91	#91	#91	#12
Rebecca Harvey (#33)	17	#33	#2	#19	#15	#15	#2	#2	#2	#2	#2	#15	#15	#15	#15	#15	#2
Nat Wentworth (#2)	18	#2	#12	#15	#2	#2	#15	#15	#15	#15	#15	#12	#12	#12	#12	#12	#33
Jim Carlson (#87)	19	#87	#15	#33	#87	#87	#87	#87	#12	#12	#12	#2	#2	#2	#2	#2	#2
Kent Vaccaro (#00)	20	#00	#87	#87	#12	#12	#12	#12	#87	#87	#33	#33	#33	#33	#33	#33	#33
Jody Leverone (#15)	21	#15	#00	#12	#33	#33	#33	#33	#33	#33	#87	#87	#87	#87	#00	#00	#00
Wendy Cappola (#89)	22	#89	#89	#83	#83	#83	#83	#83	#00	#00	#00	#00	#00	#00	#87	#87	#87
David Celani (#39)	23	#39	#83	#00	#00	#00	#00	#00	#83	#83	#83	#83	#83	#83	#35	#35	#35
Christian Blake (#35)	24	#35	#6	#89	#89	#35	#35	#35	#35	#35	#35	#35	#35	#35	#83	#83	#83
James Elder (#6)	25	#6	#35	#35	#35	#39	#39	#169	#169	#169	#169	#169	#169	#169	#169	#169	#169
Jim Bucci (#83)	26	#83	#19	#39	#39	#89	#89	#6	#6	#6	#6	#6	#6	#6	#6	#6	#6
CJ Danek (#169)	27	#169	#169	#169	#169	#169	#169	#89	#89	#89	#89	#89	#89	#89	#89	#89	#89
Shelby Churchill (#19)	28	#19	#39	#6	#6	#6	#6	#39	#39	#39	#39	#39	#39	#39	#39	#39	#39



New England Region NERRC Memorial Day Weekend Official Race Result



Memorial Day Weekend Regionals and CRE

Grp 7 - SM, SM5, SMT, T3-4, B-Spec, ITB

New Hampshire Mtr Spdway S/F 1.600 miles

Race 1 #16-R-4239-S

2016-05-28 15:30

Race (19:00 and 1 Laps) started at 16:22:05

Lap	Lap Tm	Diff	Time of Day
11	1:25.848	+3.055	16:38:36.385
12	1:25.777	+2.984	16:40:02.162
13	1:25.701	+2.908	16:41:27.863
14	1:24.537	+1.744	16:42:52.400

(#35) Christian Blake

1	2:12.506	+48.957	16:24:23.489
2	1:30.741	+7.192	16:25:54.230
3	1:26.315	+2.766	16:27:20.545
4	1:27.728	+4.179	16:28:48.273
5	1:24.481	+0.932	16:30:12.754
6	1:23.549		16:31:36.303
7	1:24.794	+1.245	16:33:01.097
8	1:24.038	+0.489	16:34:25.135
9	1:27.284	+3.735	16:35:52.419
10	1:26.679	+3.130	16:37:19.098
11	1:27.362	+3.813	16:38:46.460
12	1:24.474	+0.925	16:40:10.934
13	1:24.139	+0.590	16:41:35.073
14	1:24.891	+1.342	16:42:59.964

(#83) Jim Buccia

1	2:11.676	+47.568	16:24:23.084
2	1:29.165	+5.057	16:25:52.249
3	1:25.378	+1.270	16:27:17.627
4	1:25.014	+0.906	16:28:42.641
5	1:25.453	+1.345	16:30:08.094
6	1:25.435	+1.327	16:31:33.529
7	1:26.867	+2.759	16:33:00.396
8	1:24.108		16:34:24.504
9	1:26.555	+2.447	16:35:51.059
10	1:25.120	+1.012	16:37:16.179
11	1:26.475	+2.367	16:38:42.654
12	1:27.368	+3.260	16:40:10.022
13	1:28.142	+4.034	16:41:38.164
14	1:25.474	+1.366	16:43:03.638

(#169) CJ Danek

1	2:12.150	+45.459	16:24:23.988
2	1:33.344	+6.653	16:25:57.332
3	1:27.785	+1.094	16:27:25.117
4	1:28.898	+2.207	16:28:54.015
5	1:28.263	+1.572	16:30:22.278
6	1:33.403	+6.712	16:31:55.681
7	1:28.281	+1.590	16:33:23.962
8	1:29.035	+2.344	16:34:52.997
9	1:28.624	+1.933	16:36:21.621
10	1:28.916	+2.225	16:37:50.537
11	1:27.789	+1.098	16:39:18.326
12	1:26.691		16:40:45.017
13	1:27.146	+0.455	16:42:12.163
14	1:27.289	+0.598	16:43:39.452

(#6) James Elder

1	2:12.158	+47.311	16:24:23.278
2	1:36.316	+11.469	16:25:59.594
3	1:30.712	+5.865	16:27:30.306
4	1:29.106	+4.259	16:28:59.412
5	1:28.741	+3.894	16:30:28.153
6	1:28.426	+3.579	16:31:56.579
7	1:30.433	+5.586	16:33:27.012

Lap	Lap Tm	Diff	Time of Day
8	1:32.726	+7.879	16:34:59.738
9	1:29.362	+4.515	16:36:29.100
10	1:28.345	+3.498	16:37:57.445
11	1:28.981	+4.134	16:39:26.426
12	1:24.847		16:40:51.273
13	1:26.831	+1.984	16:42:18.104
14	1:25.352	+0.505	16:43:43.456

(#89) Wendy Cappola

1	2:12.428	+46.628	16:24:23.025
2	1:30.471	+4.671	16:25:53.496
3	1:26.096	+0.296	16:27:19.592
4	1:30.536	+4.736	16:28:50.128
5	1:30.921	+5.121	16:30:21.049
p6	2:25.257	+59.457	16:32:46.306
7	1:37.253	+11.453	16:34:23.559
8	1:28.278	+2.478	16:35:51.837
9	1:26.885	+1.085	16:37:18.722
10	1:25.800		16:38:44.522
11	1:33.920	+8.120	16:40:18.442
12	1:30.155	+4.355	16:41:48.597
13	1:26.006	+0.206	16:43:14.603

(#39) David Celani

1	2:13.812	+46.801	16:24:24.746
2	1:30.315	+3.304	16:25:55.061
3	1:27.011		16:27:22.072
4	1:27.611	+0.600	16:28:49.683
5	1:27.820	+0.809	16:30:17.503
p6	3:52.429	+2:25.418	16:34:09.932
7	1:39.735	+12.724	16:35:49.667
8	1:28.508	+1.497	16:37:18.175
9	1:28.089	+1.078	16:38:46.264
10	1:29.573	+2.562	16:40:15.837
11	1:27.553	+0.542	16:41:43.390
12	1:29.319	+2.308	16:43:12.709

Joshua Underwood, Chief of Timing & Scoring

Orbits

Bob Introne, Chief Steward / Jack Hanifan, Chairman SOM

Joshua Underwood

www.mylaps.com
Licensed to: NEDIV



New England Region NERRC Memorial Day Weekend Official Race Result



Memorial Day Weekend Regionals and CRE

Sorted on Best Lap time

Grp 7 - SM, SM5, SMT, T3-4, B-Spec, ITB

New Hampshire Mtr Spdway S/F 1.600 miles

Race 1 #16-R-4239-S

2016-05-28 15:30

Race (19:00 and 1 Laps) started at 16:22:05

Pos	No.	Name	Class	Best Tm	Diff	Best Speed	In Lap	Make-Model	Sponsor
ITB									
1	#2	Nat Wentworth	ITB	1:22.187		70.084	6	Volkswagen Golf/Bl	Eriksson Industries
2	#87	Jim Carlson	ITB	1:22.793	0.606	69.571	4	Volvo 142E/yellow/	Swedish Pit
3	#35	Christian Blake	ITB	1:23.549	1.362	68.942	6	Volkswagen Golf/W	Precision Motorspo
4	#39	David Celani	ITB	1:27.011	4.824	66.199	3	Volkswagen Golf/Ye	
SM									
1	#17	J T Coupal	SM	1:17.436		74.384	5	Mazda Miata/Blu/Bl	Flatout Motorsport:
2	#30	Tom Bogar	SM	1:18.135	0.699	73.719	6	Mazda Miata/Black	AUTEX MAZDA KEE
3	#73	Xiang Li	SM	1:18.278	0.842	73.584	3	Mazda Spec Miata/	
4	#98	Jerry Rigoli	SM	1:18.496	1.060	73.380	5	Mazda Miata/Silver	Rigoli.com
5	#05	Dwayne Bennett	SM	1:18.557	1.121	73.323	8	Mazda Miata/Black	LTD Racing
6	#70	Jimmy Locke	SM	1:18.591	1.155	73.291	11	Mazda Miata/rusty	NorthEast Earth Me
7	#63	Hugh McHaffie	SM	1:18.709	1.273	73.181	13	Mazda Miata/blue	
8	#19	Shelby Churchill	SM	1:18.921	1.485	72.984	9	Mazda Miata/Black	
9	#13	Robert Reed	SM	1:18.990	1.554	72.921	8	Mazda Miata/Greer	LTD Racing
10	#144	Dave Kuchrawy	SM	1:19.927	2.491	72.066	10	Mazda Miata/Black	
11	#181	Marc Ulan	SM	1:20.126	2.690	71.887	11	Mazda Miata/white,	
12	#06	Jeff Longo	SM	1:20.297	2.861	71.734	10	Mazda Miata/red	LTD Racing / Marbl
13	#15	Jody Leverone	SM	1:21.088	3.652	71.034	12	Mazda Miata/Blue	Father-Daughter Ri
14	#12	Brandon Kristel	SM	1:21.092	3.656	71.030	14	Mazda miata/red	
15	#91	Anthony Vaccaro	SM	1:21.236	3.800	70.905	4	Mazda Miata/Blue	Flatout Motorsport:
16	#33	Rebecca Harvey	SM	1:22.129	4.693	70.134	12	Mazda Miata/Blue	Road Rebels
17	#00	Kent Vaccaro	SM	1:23.601	6.165	68.899	10	Mazda Miata/Blue	Flatout Motorsport:
18	#89	Wendy Cappola	SM	1:25.800	8.364	67.133	10	Mazda Miata/Blue	She Racing
T3									
1	#121	Gregory Pecora	T3	1:18.704		73.186	7	Mazda Mx 5 cup ca	Pecora Motorsports
2	#6	James Elder	T3	1:24.847	6.143	67.887	12	Nissan 350Z/Red	
T4									
1	#95	Kenneth Payson	T4	1:17.519		74.304	3	Mazda Miata/red	Hoosier Red Line
2	#52	Raymond Blethen	T4	1:19.572	2.053	72.387	7	Mazda RX8/Blue/Ye	RST Performsnce T
3	#83	Jim Bucci	T4	1:24.108	6.589	68.483	8	Honda Civic/Black	Thanks Trish LYLO
4	#169	CJ Danek	T4	1:26.691	9.172	66.443	12	Mini cooper S/red	

Announcements

Time Prov 1645 Time Final 1715

Joshua Underwood, Chief of Timing & Scoring

Orbits

Bob Introne, Chief Steward / Jack Hanifan, Chairman SOM

www.mylaps.com
Licensed to: NEDiv



New England Region NERRC Memorial Day Weekend Official Race Result



Memorial Day Weekend Regionals and CRE

Sorted on Laps

Grp 1 - GT1-2-3, AS, T1-2, ITE-R-S

New Hampshire Mtr Spdway S/F 1.600 miles

Race 2 #16-R-4239-S

2016-05-29 08:15

Race (18:00 and 1 Laps) started at 8:23:29

Pos	No.	Name	Class	Laps	Diff	Total Tm	Best Tm	Make-Model	Sponsor
1	#38	John Branscombe	GT1	12		14:54.605	1:05.782	Chevrolet Corv	Colony Used Auto Parts
2	#18	Dave Maynard	GT2	12	2.585	14:57.190	1:09.906	BMW 330/orar	3D Auto Works Inc
3	#24	Tony Lewis	T2	12	1:34.399	16:29.004	1:13.084	Chevrolet Carr	Taknology. M+A Auto S
4	#64	Robert Tucker	ITE	12	1:44.149	16:38.754	1:14.201	Porsche 911/G	
5	#27	Anthony Serra	ITR	12	1:49.328	16:43.933	1:12.676	BMW 328i/Blu	Autotechnic/Meccanic S
6	#9	Mark Wheaton	AS	12	1:53.119	16:47.724	1:14.864	Ford Mustang/	Vortex Motors
7	#56	Mike Frost	ITR	12	1:56.613	16:51.218	1:15.880	BMW 328i/Gre	Vermont Eco Floors
8	#51	Raymond Blethen	ITR	12	2:24.350	17:18.955	1:15.348	Mazda RX8/Bl	RST Performance Racir
9	#50	Stephen Blethen	ITR	12	2:24.850	17:19.455	1:14.970	Mazda RX8/Bl	RSTPerformance.com
10	#74	Chris Jurkiewicz	ITE	11	1 Lap	14:55.619	1:15.829	BMW 325i/whi	Race Developments/Ca
11	#14	Glenn Lawton	ITS	11	1 Lap	14:56.543	1:16.641	Mazda RX-7/w	Granite State Manufact
12	#10	Matt Miskoe	ITS	11	1 Lap	14:58.027	1:17.179	Mazda Miata/E	WhoopAss Race Fuel
13	#17	J T Coupal	ITS	11	1 Lap	14:58.942	1:17.018	Mazda Miata/E	Flatout Motorsports Mi
14	#44	Joe Stadelmann	ITS	11	1 Lap	15:00.671	1:18.119	Porsche 944S/	
15	#3	Brian Bagnall	ITR	11	1 Lap	15:04.338	1:16.414	Chevrolet Corv	Brian Bagnall Construct
16	#40	Mark Gregory	ITS	11	1 Lap	15:04.814	1:18.223	Mazda Miata/c	Rosmar Racing
17	#127	David Burke	GT3	11	1 Lap	16:26.165	1:19.171	Porsche 944/B	Marty's Buick GMC
18	#02	Suzy Hiniker	ITR	11	1 Lap	16:33.512	1:20.128	BMW E36/Mar	TheAutoBlonde.com
19	#81	Zachary Slater	ITE	10	2 Laps	14:56.972	1:14.436	Porsche 944 Ti	
20	#29	Domenic Crugnale	ITR	9	3 Laps	11:46.810	1:16.825	BMW 325is/wf	Scuderia GTJ Motorspo
21	#73	Mark Ketenci	ITR	7	5 Laps	8:37.186	1:13.002	BMW 328 ci/bl	3D Autoworks
22	#80	Maurizio Cerasoli	GT2	7	5 Laps	11:44.271	1:13.379	Porsche 944 Ti	MCRacing

Not classified

DNS	#46	Russ Jones	ITR		DNS			Porsche 944S2	
DNS	#5	Bob Demers	T2		DNS			Pontiac Solstic	MidWay Buick GMC

Announcements

Time Prov 0842 Time Final 0917

New Track Record (1:12.676) for ITR by Anthony Serra.

New Track Record (1:05.782) for GT1 by John Branscombe.

Early checker due to on-track incident

Margin of Victory	Avg. Speed	Best Lap Tm	Best Speed	Best Lap by
2.585	77.263	1:05.782	87.562	#38 - John Branscombe

Joshua Underwood, Chief of Timing & Scoring

Orbits

Bob Introne, Chief Steward / Jack Hanifan, Chairman SOM

www.mylaps.com

Licensed to: NEDiv



New England Region NERRC Memorial Day Weekend Official Race Result



Memorial Day Weekend Regionals and CRE

Sorted on Laps

Grp 1 - GT1-2-3, AS, T1-2, ITE-R-S

New Hampshire Mtr Spdwy S/F 1.600 miles

Race 2 #16-R-4239-S

2016-05-29 08:15

Race (18:00 and 1 Laps) started at 8:23:29

Pos	No.	Name	Class	Laps	Diff	Total Tm	Best Tm	Make-Model	Sponsor
AS									
1	#9	Mark Wheaton	AS	12		16:47.724	1:14.864	Ford Mustang/	Vortex Motors
GT1									
1	#38	John Branscombe	GT1	12		14:54.605	1:05.782	Chevrolet Cor	Colony Used Auto Parts
GT2									
1	#18	Dave Maynard	GT2	12		14:57.190	1:09.906	BMW 330/orar	3D Auto Works Inc
2	#80	Maurizio Cerasoli	GT2	7	5 Laps	11:44.271	1:13.379	Porsche 944 T	MCRacing
GT3									
1	#127	David Burke	GT3	11		16:26.165	1:19.171	Porsche 944/B	Marty's Buick GMC
ITE									
1	#64	Robert Tucker	ITE	12		16:38.754	1:14.201	Porsche 911/C	
2	#74	Chris Jurkiewicz	ITE	11	1 Lap	14:55.619	1:15.829	BMW 325i/whi	Race Developments/Ca
3	#81	Zachary Slater	ITE	10	2 Laps	14:56.972	1:14.436	Porsche 944 T	
ITR									
1	#27	Anthony Serra	ITR	12		16:43.933	1:12.676	BMW 328i/Blu	Autotechnic/Meccanic
2	#56	Mike Frost	ITR	12	7.285	16:51.218	1:15.880	BMW 328i/Gre	Vermont Eco Floors
3	#51	Raymond Blethen	ITR	12	35.022	17:18.955	1:15.348	Mazda RX8/Blu	RST Performance Racir
4	#50	Stephen Blethen	ITR	12	35.522	17:19.455	1:14.970	Mazda RX8/Blu	RSTPerformance.com
5	#3	Brian Bagnall	ITR	11	1 Lap	15:04.338	1:16.414	Chevrolet Cor	Brian Bagnall Construc
6	#02	Suzu Hiniker	ITR	11	1 Lap	16:33.512	1:20.128	BMW E36/Mar	TheAutoBlonde.com
7	#29	Domenic Crugnale	ITR	9	3 Laps	11:46.810	1:16.825	BMW 325is/wf	Scuderia GTJ Motorspo
8	#73	Mark Ketenci	ITR	7	5 Laps	8:37.186	1:13.002	BMW 328 ci/bl	3D Autoworks
Not classified									
DNS	#46	Russ Jones	ITR		DNS			Porsche 944S2	
ITS									

Announcements

Time Prov 0842 Time Final 0917
 New Track Record (1:12.676) for ITR by Anthony Serra.
 New Track Record (1:05.782) for GT1 by John Branscombe.
 Early checker due to on-track incident

Margin of Victory	Avg. Speed	Best Lap Tm	Best Speed	Best Lap by
2.585	77.263	1:05.782	87.562	#38 - John Branscombe

Joshua Underwood, Chief of Timing & Scoring

Orbits

Bob Introne, Chief Steward / Jack Hanifan, Chairman SOM

www.mylaps.com

Licensed to: NEDiv

Page 1/2



New England Region NERRC Memorial Day Weekend Official Race Result



Memorial Day Weekend Regionals and CRE

Sorted on Laps

Grp 1 - GT1-2-3, AS, T1-2, ITE-R-S

New Hampshire Mtr Spdway S/F 1.600 miles

Race 2 #16-R-4239-S

2016-05-29 08:15

Race (18:00 and 1 Laps) started at 8:23:29

Pos	No.	Name	Class	Laps	Diff	Total Tm	Best Tm	Make-Model	Sponsor
1	#14	Glenn Lawton	ITS	11		14:56.543	1:16.641	Mazda RX-7/w	Granite State Manufact
2	#10	Matt Miskoe	ITS	11	1.484	14:58.027	1:17.179	Mazda Miata/E	WhoopAss Race Fuel
3	#17	J T Coupal	ITS	11	2.399	14:58.942	1:17.018	Mazda Miata/E	Flatout Motorsports MI
4	#44	Joe Stadelmann	ITS	11	4.128	15:00.671	1:18.119	Porsche 944S/	
5	#40	Mark Gregory	ITS	11	8.271	15:04.814	1:18.223	Mazda Miata/c	Rosmar Racing

T2

1	#24	Tony Lewis	T2	12		16:29.004	1:13.084	Chevrolet Carr	Taknology. M+A Auto S
---	-----	------------	----	----	--	-----------	----------	----------------	-----------------------

Not classified

DNS	#5	Bob Demers	T2		DNS			Pontiac Solstic	MidWay Buick GMC
-----	----	------------	----	--	-----	--	--	-----------------	------------------

Announcements

Time Prov 0842 Time Final 0917

New Track Record (1:12.676) for ITR by Anthony Serra.

New Track Record (1:05.782) for GT1 by John Branscombe.

Early checker due to on-track incident

Margin of Victory	Avg. Speed	Best Lap Tm	Best Speed	Best Lap by
2.585	77.263	1:05.782	87.562	#38 - John Branscombe

Joshua Underwood, Chief of Timing & Scoring

Orbits

Bob Introne, Chief Steward / Jack Hanifan, Chairman SOM

www.mylaps.com

Licensed to: NEDiv

Page 2/2

Memorial Day Weekend Regionals and CRE

Lapchart


Grp 1 - GT1-2-3, AS, T1-2, ITE-R-S

New Hampshire Mtr Spdway S/F 1.600 miles

Race 2 #16-R-4239-S

2016-05-29 08:15

Race (18:00 and 1 Laps) started at 8:23:29



Competitors	Laps												
	0	1	2	3	4	5	6	7	8	9	10	11	12
Mark Ketenci (#73)	1	#73	#18	#18	#18	#18	#18	#38	#38	#38	#38	#38	#38
Maurizio Cerasoli (#80)	2	#80	#73	#73	#73	#38	#38	#18	#18	#18	#18	#18	#18
Tony Lewis (#24)	3	#24	#24	#24	#24	#38	#73	#73	#73	#24	#24	#24	#24
Robert Tucker (#64)	4	#64	#27	#27	#38	#24	#24	#24	#24	#64	#64	#64	#64
Anthony Serra (#27)	5	#27	#64	#64	#64	#64	#64	#64	#64	#27	#27	#27	#27
Chris Jurkiewicz (#74)	6	#74	#74	#74	#74	#56	#56	#27	#27	#56	#9	#9	#9
Zachary Slater (#81)	7	#81	#56	#56	#56	#74	#74	#56	#56	#9	#56	#56	#56
Stephen Blethen (#50)	8	#50	#14	#14	#14	#51	#27	#74	#74	#51	#51	#51	#51
Glenn Lawton (#14)	9	#14	#50	#51	#51	#14	#51	#9	#9	#50	#50	#50	#50
Mike Frost (#56)	10	#56	#51	#50	#50	#9	#14	#51	#51	#74	#74	#74	#74
Raymond Blethen (#51)	11	#51	#10	#38	#9	#50	#9	#14	#50	#14	#14	#14	#14
Mark Wheaton (#9)	12	#9	#44	#10	#10	#27	#50	#50	#14	#10	#10	#10	#10
Matt Miskoe (#10)	13	#10	#9	#9	#27	#10	#10	#10	#10	#29	#29	#17	#17
Domenic Crugnale (#29)	14	#29	#38	#44	#44	#44	#29	#29	#29	#44	#44	#44	#44
Dave Maynard (#18)	15	#18	#29	#29	#3	#29	#44	#44	#44	#17	#17	#3	#3
Joe Stadelmann (#44)	16	#44	#3	#3	#29	#3	#3	#3	#3	#3	#3	#40	#40
J T Coupal (#17)	17	#17	#40	#17	#17	#17	#81	#81	#17	#40	#40	#127	#127
Suzy Hiniker (#02)	18	#02	#17	#81	#81	#81	#17	#17	#40	#127	#127	#02	#02
David Burke (#127)	19	#127	#81	#40	#40	#40	#40	#40	#40	#127	#02	#02	#81
Brian Bagnall (#3)	20	#3	#127	#127	#127	#127	#127	#127	#02	#81	#81		
John Branscombe (#38)	21	#38	#02	#02	#02	#02	#02	#02	#81				
Mark Gregory (#40)	22	#40	#80	#80	#80	#80	#80	#80					
-	23												
-	24												



New England Region NERRC Memorial Day Weekend Official Race Result



Memorial Day Weekend Regionals and CRE

Grp 1 - GT1-2-3, AS, T1-2, ITE-R-S

New Hampshire Mtr Spdwy S/F 1.600 miles

Race 2 #16-R-4239-S

2016-05-29 08:15

Race (18:00 and 1 Laps) started at 8:23:29

Lap	Lap Tm	Diff	Time of Day
4	1:18.119		8:28:49.256
5	1:19.169	+1.050	8:30:08.425
6	1:18.173	+0.054	8:31:26.598
7	1:19.092	+0.973	8:32:45.690
8	1:19.897	+1.778	8:34:05.587
9	1:19.020	+0.901	8:35:24.607
10	1:22.074	+3.955	8:36:46.681
11	1:43.038	+24.919	8:38:29.719

(#3) Brian Bagnall

Lap	Lap Tm	Diff	Time of Day
1	1:25.483	+9.069	8:24:57.408
2	1:18.416	+2.002	8:26:15.824
3	1:16.414		8:27:32.238
4	1:19.696	+3.282	8:28:51.934
5	1:17.688	+1.274	8:30:09.622
6	1:18.374	+1.960	8:31:27.996
7	1:19.772	+3.358	8:32:47.768
8	1:21.946	+5.532	8:34:09.714
9	1:21.303	+4.889	8:35:31.017
10	1:22.868	+6.454	8:36:53.885
11	1:39.501	+23.087	8:38:33.386

(#40) Mark Gregory

Lap	Lap Tm	Diff	Time of Day
1	1:27.522	+9.299	8:25:00.677
2	1:21.855	+3.632	8:26:22.532
3	1:18.845	+0.622	8:27:41.377
4	1:18.810	+0.587	8:29:00.187
5	1:18.223		8:30:18.410
6	1:18.544	+0.321	8:31:36.954
7	1:18.905	+0.682	8:32:55.859
8	1:18.559	+0.336	8:34:14.418
9	1:18.806	+0.583	8:35:33.224
10	1:22.266	+4.043	8:36:55.490
11	1:38.372	+20.149	8:38:33.862

(#127) David Burke

Lap	Lap Tm	Diff	Time of Day
1	1:31.727	+12.556	8:25:03.597
2	1:20.076	+0.905	8:26:23.673
3	1:19.171		8:27:42.844
4	1:19.615	+0.444	8:29:02.459
5	1:20.181	+1.010	8:30:22.640
6	1:20.273	+1.102	8:31:42.913
7	1:20.512	+1.341	8:33:03.425
8	1:20.382	+1.211	8:34:23.807
9	1:19.243	+0.072	8:35:43.050
10	1:27.204	+8.033	8:37:10.254
11	2:44.959	+1:25.788	8:39:55.213

(#02) Suzy Hiniker

Lap	Lap Tm	Diff	Time of Day
1	1:32.341	+12.213	8:25:04.057
2	1:22.350	+2.222	8:26:26.407
3	1:20.599	+0.471	8:27:47.006
4	1:20.128		8:29:07.134
5	1:20.774	+0.646	8:30:27.908
6	1:22.790	+2.662	8:31:50.698
7	1:20.974	+0.846	8:33:11.672
8	1:20.341	+0.213	8:34:32.013
9	1:22.314	+2.186	8:35:54.327
10	1:27.068	+6.940	8:37:21.395
11	2:41.165	+1:21.037	8:40:02.560

Lap	Lap Tm	Diff	Time of Day
(#81) Zachary Slater			
1	1:31.412	+16.976	8:25:01.291
2	1:21.023	+6.587	8:26:22.314
3	1:17.084	+2.648	8:27:39.398
4	1:16.449	+2.013	8:28:55.847
5	1:14.436		8:30:10.283
6	1:17.873	+3.437	8:31:28.156
7	2:33.453	+1:19.017	8:34:01.609
8	1:17.465	+3.029	8:35:19.074
9	1:20.004	+5.568	8:36:39.078
10	1:46.942	+32.506	8:38:26.020

(#29) Domenic Crugnale

Lap	Lap Tm	Diff	Time of Day
1	1:26.336	+9.511	8:24:57.190
2	1:18.442	+1.617	8:26:15.632
3	1:17.553	+0.728	8:27:33.185
4	1:17.055	+0.230	8:28:50.240
5	1:17.091	+0.266	8:30:07.331
6	1:17.008	+0.183	8:31:24.339
7	1:16.943	+0.118	8:32:41.282
8	1:16.825		8:33:58.107
9	1:17.751	+0.926	8:35:15.858

(#73) Mark Ketenci

Lap	Lap Tm	Diff	Time of Day
1	1:16.463	+3.461	8:24:45.511
2	1:13.321	+0.319	8:25:58.832
3	1:13.512	+0.510	8:27:12.344
4	1:13.002		8:28:25.346
5	1:13.583	+0.581	8:29:38.929
6	1:13.641	+0.639	8:30:52.570
7	1:13.664	+0.662	8:32:06.234

(#80) Maurizio Cerasoli

Lap	Lap Tm	Diff	Time of Day
p1	2:57.534	+1:44.155	8:26:26.604
p2	2:08.022	+54.643	8:28:34.626
3	1:29.794	+16.415	8:30:04.420
4	1:15.529	+2.150	8:31:19.949
5	1:13.379		8:32:33.328
6	1:15.847	+2.468	8:33:49.175
p7	1:24.144	+10.765	8:35:13.319

Joshua Underwood, Chief of Timing & Scoring

Orbits

Bob Introne, Chief Steward / Jack Hanifan, Chairman SOM

www.mylaps.com
Licensed to: NEDIV



New England Region NERRC Memorial Day Weekend Official Race Result



Memorial Day Weekend Regionals and CRE

Sorted on Best Lap time

Grp 1 - GT1-2-3, AS, T1-2, ITE-R-S

New Hampshire Mtr Spdway S/F 1.600 miles

Race 2 #16-R-4239-S

2016-05-29 08:15

Race (18:00 and 1 Laps) started at 8:23:29

Pos	No.	Name	Class	Best Tm	Diff	Best Speed	In Lap	Make-Model	Sponsor
AS									
1	#9	Mark Wheaton	AS	1:14.864		76.940	8	Ford Mustang/Orar	Vortex Motors
GT1									
1	#38	John Branscombe	GT1	1:05.782		87.562	6	Chevrolet Corvette,	Colony Used Auto I
GT2									
1	#18	Dave Maynard	GT2	1:09.906		82.396	8	BMW 330/orange	3D Auto Works Inc
2	#80	Maurizio Cerasoli	GT2	1:13.379	3.473	78.497	5	Porsche 944 Turbo,	MCRacing
GT3									
1	#127	David Burke	GT3	1:19.171		72.754	3	Porsche 944/Blue	Marty's Buick GMC
ITE									
1	#64	Robert Tucker	ITE	1:14.201		77.627	2	Porsche 911/Green	
2	#81	Zachary Slater	ITE	1:14.436	0.235	77.382	5	Porsche 944 Turbo,	
3	#74	Chris Jurkiewicz	ITE	1:15.829	1.628	75.960	2	BMW 325i/white	Race Development
ITR									
1	#27	Anthony Serra	ITR	1:12.676		79.256	7	BMW 328i/Blue	Autotechnic/Mecca
2	#73	Mark Ketenci	ITR	1:13.002	0.326	78.902	4	BMW 328 ci/blue	3D Autoworks
3	#50	Stephen Blethen	ITR	1:14.970	2.294	76.831	10	Mazda RX8/Blue/Gi	RSTPerformance.cc
4	#51	Raymond Blethen	ITR	1:15.348	2.672	76.445	10	Mazda RX8/Blue/Oi	RST Performance F
5	#56	Mike Frost	ITR	1:15.880	3.204	75.909	8	BMW 328i/Green	Vermont Eco Floor
6	#3	Brian Bagnall	ITR	1:16.414	3.738	75.379	3	Chevrolet Corvette,	Brian Bagnall Cons
7	#29	Domenic Crugnale	ITR	1:16.825	4.149	74.976	8	BMW 325is/white	Scuderia GTJ Moto
8	#02	Suzy Hiniker	ITR	1:20.128	7.452	71.885	4	BMW E36/Maroon	TheAutoBlonde.cor
Not classified									
DNS	#46	Russ Jones	ITR				0	Porsche 944S2/red	
ITS									
1	#14	Glenn Lawton	ITS	1:16.641		75.156	3	Mazda RX-7/white/	Granite State Manu
2	#17	J T Coupal	ITS	1:17.018	0.377	74.788	6	Mazda Miata/Blu/Bl	Flatout Motorsport
3	#10	Matt Miskoe	ITS	1:17.179	0.538	74.632	7	Mazda Miata/Blue/!	WhoopAss Race Fu
4	#44	Joe Stadelmann	ITS	1:18.119	1.478	73.734	4	Porsche 944S/Oran	

Announcements

Time Prov 0842 Time Final 0917

New Track Record (1:12.676) for ITR by Anthony Serra.

New Track Record (1:05.782) for GT1 by John Branscombe.

Early checker due to on-track incident

Joshua Underwood, Chief of Timing & Scoring

Orbits

Bob Introne, Chief Steward / Jack Hanifan, Chairman SOM

www.mylaps.com
Licensed to: NEDiv



**New England Region
NERRC Memorial Day Weekend
Official Race Result**



Memorial Day Weekend Regionals and CRE

Sorted on Best Lap time

Grp 1 - GT1-2-3, AS, T1-2, ITE-R-S

New Hampshire Mtr Spdwy S/F 1.600 miles

Race 2 #16-R-4239-S

2016-05-29 08:15

Race (18:00 and 1 Laps) started at 8:23:29

Pos	No.	Name	Class	Best Tm	Diff	Best Speed	In Lap	Make-Model	Sponsor
5	#40	Mark Gregory	ITS	1:18.223	1.582	73.636	5	Mazda Miata/green	Rosmar Racing
T2									
1	#24	Tony Lewis	T2	1:13.084		78.813	6	Chevrolet Camaro/I	Taknology. M+A Al
Not classified									
DNS	#5	Bob Demers	T2			-	0	Pontiac Solstice/yel	MidWay Buick GMC

Announcements

Time Prov 0842 Time Final 0917

New Track Record (1:12.676) for ITR by Anthony Serra.

New Track Record (1:05.782) for GT1 by John Branscombe.

Early checker due to on-track incident

Joshua Underwood, Chief of Timing & Scoring

Orbits

Bob Introne, Chief Steward / Jack Hanifan, Chairman SOM

www.mylaps.com

Licensed to: NEDiv



New England Region NERRC Memorial Day Weekend Official Race Result



Memorial Day Weekend Regionals and CRE

Sorted on Laps

Grp 2 - FV, F5, FST, F6

New Hampshire Mtr Spdway S/F 1.600 miles

Race 2 #16-R-4239-S

2016-05-29 08:40

Race (18:00 and 1 Laps) started at 8:54:50

Pos	No.	Name	Class	Laps	Diff	Total Tm	Best Tm	Make-Model	Sponsor
1	#22	Michael Hinkle	FV	15		19:55.912	1:18.524	BRD AFV02/Ye	Yes Please
2	#23	Christopher Zarzycki	FV	15	4.318	20:00.230	1:17.793	Citation 93V/Y	
3	#61	Walter Popiak	FV	15	6.963	20:02.875	1:18.017	CITATION 95V	LANGLAIS GROUP
4	#4	Paul Faford	FV	15	11.684	20:07.596	1:17.845	Mysterian M2/	
5	#71	Jeffrey Adams	FV	15	14.680	20:10.592	1:19.161	campbell motc	napa auto parts of sou
6	#15	John Ferreira	FV	15	18.994	20:14.906	1:18.504	SpeedSport/bl	
7	#72	David Cardillo	FV	15	34.432	20:30.344	1:19.434	Vortech/Red	
8	#96	John Melican	FV	15	54.907	20:50.819	1:20.513	mysterian m3	
9	#27	David Saggio	FV	15	1:26.207	21:22.119	1:19.133	Mysterian M2/	
10	#17	Jennifer Ferreira	FV	12	3 Laps	16:27.377	1:19.726	Protoform P1/	

Announcements

Time Prov 0918 Time Final 0948

Margin of Victory	Avg. Speed	Best Lap Tm	Best Speed	Best Lap by
4.318	72.246	1:17.793	74.043	#23 - Christopher Zarzycki

Joshua Underwood, Chief of Timing & Scoring

Orbits

Bob Introne, Chief Steward / Jack Hanifan, Chairman SOM

www.mylaps.com

Licensed to: NEDiv



**New England Region
NERRC Memorial Day Weekend
Official Race Result**



Memorial Day Weekend Regionals and CRE

Sorted on Laps

Grp 2 - FV, F5, FST, F6

New Hampshire Mtr Spdway S/F 1.600 miles

Race 2 #16-R-4239-S

2016-05-29 08:40

Race (18:00 and 1 Laps) started at 8:54:50

Pos	No.	Name	Class	Laps	Diff	Total Tm	Best Tm	Make-Model	Sponsor
FV									
1	#22	Michael Hinkle	FV	15		19:55.912	1:18.524	BRD AFV02/Ye	Yes Please
2	#23	Christopher Zarzycki	FV	15	4.318	20:00.230	1:17.793	Citation 93V/Y	
3	#61	Walter Popiak	FV	15	6.963	20:02.875	1:18.017	CITATION 95V	LANGLAIS GROUP
4	#4	Paul Faford	FV	15	11.684	20:07.596	1:17.845	Mysterian M2/	
5	#71	Jeffrey Adams	FV	15	14.680	20:10.592	1:19.161	campbell motc	napa auto parts of sou'
6	#15	John Ferreira	FV	15	18.994	20:14.906	1:18.504	SpeedSport/bl	
7	#72	David Cardillo	FV	15	34.432	20:30.344	1:19.434	Vortech/Red	
8	#96	John Melican	FV	15	54.907	20:50.819	1:20.513	mysterian m3	
9	#27	David Saggio	FV	15	1:26.207	21:22.119	1:19.133	Mysterian M2/	
10	#17	Jennifer Ferreira	FV	12	3 Laps	16:27.377	1:19.726	Protoform P1/	

Announcements

Time Prov 0918 Time Final 0948

Margin of Victory	Avg. Speed	Best Lap Tm	Best Speed	Best Lap by
4.318	72.246	1:17.793	74.043	#23 - Christopher Zarzycki

Joshua Underwood, Chief of Timing & Scoring

Orbits

Bob Introne, Chief Steward / Jack Hanifan, Chairman SOM

www.mylaps.com

Licensed to: NEDiv

Memorial Day Weekend Regionals and CRE

Lapchart


Grp 2 - FV, F5, FST, F6

New Hampshire Mtr Spdway S/F 1.600 miles

Race 2 #16-R-4239-S

2016-05-29 08:40


Race (18:00 and 1 Laps) started at 8:54:50



Competitors	Laps																
	0	1	2	3	4	5	6	7	8	9	10	11	12	13	14	15	
Michael Hinkle (#22)	1	#22	#22	#22	#22	#22	#22	#22	#22	#22	#22	#22	#22	#22	#22	#22	#22
Christopher Zarzycki (#23)	2	#23	#96	#71	#71	#71	#71	#71	#23	#23	#23	#23	#23	#23	#23	#23	#23
John Melican (#96)	3	#96	#71	#23	#23	#23	#23	#23	#71	#71	#71	#61	#61	#61	#61	#61	#61
Walter Popiak (#61)	4	#61	#23	#15	#61	#61	#61	#61	#61	#61	#61	#15	#15	#15	#15	#4	#4
John Ferreira (#15)	5	#15	#61	#61	#15	#15	#15	#15	#15	#15	#15	#71	#4	#4	#4	#71	#71
David Saggio (#27)	6	#27	#15	#27	#27	#27	#4	#4	#4	#4	#4	#4	#4	#71	#71	#27	#15
Jeffrey Adams (#71)	7	#71	#27	#4	#4	#4	#27	#27	#27	#27	#27	#27	#27	#27	#27	#71	#72
Paul Faford (#4)	8	#4	#4	#72	#72	#72	#72	#72	#72	#72	#72	#72	#72	#72	#72	#72	#96
Jennifer Ferreira (#17)	9	#17	#72	#17	#17	#17	#17	#17	#17	#17	#17	#17	#17	#17	#96	#96	#27
David Cardillo (#72)	10	#72	#17	#96	#96	#96	#96	#96	#96	#96	#96	#96	#96	#96	#96	#96	#96



New England Region NERRC Memorial Day Weekend Official Race Result



Memorial Day Weekend Regionals and CRE

Grp 2 - FV, F5, FST, F6

New Hampshire Mtr Spdwy S/F 1.600 miles

Race 2 #16-R-4239-S

2016-05-29 08:40

Race (18:00 and 1 Laps) started at 8:54:50

Lap	Lap Tm	Diff	Time of Day
(#22) Michael Hinkle			
1	1:20.567	+2.043	8:56:10.816
2	1:18.746	+0.222	8:57:29.562
3	1:18.884	+0.360	8:58:48.446
4	1:19.472	+0.948	9:00:07.918
5	1:19.448	+0.924	9:01:27.366
6	1:19.812	+1.288	9:02:47.178
7	1:19.472	+0.948	9:04:06.650
8	1:20.254	+1.730	9:05:26.904
9	1:20.434	+1.910	9:06:47.338
10	1:20.762	+2.238	9:08:08.100
11	1:21.012	+2.488	9:09:29.112
12	1:19.630	+1.106	9:10:48.742
13	1:18.524		9:12:07.266
14	1:18.552	+0.028	9:13:25.818
15	1:20.343	+1.819	9:14:46.161

(#23) Christopher Zarzycki			
1	1:24.226	+6.433	8:56:14.497
2	1:22.322	+4.529	8:57:36.819
3	1:21.158	+3.365	8:58:57.977
4	1:20.344	+2.551	9:00:18.321
5	1:21.174	+3.381	9:01:39.495
6	1:20.311	+2.518	9:02:59.806
7	1:19.532	+1.739	9:04:19.338
8	1:19.843	+2.050	9:05:39.181
9	1:18.778	+0.985	9:06:57.959
10	1:18.884	+1.091	9:08:16.843
11	1:19.279	+1.486	9:09:36.122
12	1:18.244	+0.451	9:10:54.366
13	1:18.886	+1.093	9:12:13.252
14	1:19.434	+1.641	9:13:32.686
15	1:17.793		9:14:50.479

(#61) Walter Popiak			
1	1:24.513	+6.496	8:56:14.957
2	1:23.752	+5.735	8:57:38.709
3	1:20.455	+2.438	8:58:59.164
4	1:20.754	+2.737	9:00:19.918
5	1:20.557	+2.540	9:01:40.475
6	1:19.735	+1.718	9:03:00.210
7	1:20.002	+1.985	9:04:20.212
8	1:19.809	+1.792	9:05:40.021
9	1:19.412	+1.395	9:06:59.433
10	1:19.164	+1.147	9:08:18.597
11	1:18.017		9:09:36.614
12	1:18.809	+0.792	9:10:55.423
13	1:18.572	+0.555	9:12:13.995
14	1:19.242	+1.225	9:13:33.237
15	1:19.887	+1.870	9:14:53.124

(#4) Paul Faford			
1	1:26.252	+8.407	8:56:17.285
2	1:22.830	+4.985	8:57:40.115
3	1:20.806	+2.961	8:59:00.921
4	1:20.699	+2.854	9:00:21.620
5	1:19.942	+2.097	9:01:41.562
6	1:19.557	+1.712	9:03:01.119
7	1:19.838	+1.993	9:04:20.957
8	1:20.032	+2.187	9:05:40.989

(#71) Jeffrey Adams			
1	1:23.458	+4.297	8:56:14.261
2	1:20.501	+1.340	8:57:34.762
3	1:20.663	+1.502	8:58:55.425
4	1:21.515	+2.354	9:00:16.940
5	1:21.690	+2.529	9:01:38.630
6	1:20.466	+1.305	9:02:59.096
7	1:19.905	+0.744	9:04:19.001
8	1:20.607	+1.446	9:05:39.608
9	1:19.161		9:06:58.769
10	1:19.481	+0.320	9:08:18.250
11	1:21.059	+1.898	9:09:39.309
12	1:19.962	+0.801	9:10:59.271
13	1:19.786	+0.625	9:12:19.057
14	1:20.675	+1.514	9:13:39.732
15	1:21.109	+1.948	9:15:00.841

(#15) John Ferreira			
1	1:25.127	+6.623	8:56:15.782
2	1:22.785	+4.281	8:57:38.567
3	1:21.724	+3.220	8:59:00.291
4	1:20.265	+1.761	9:00:20.556
5	1:20.167	+1.663	9:01:40.723
6	1:20.056	+1.552	9:03:00.779
7	1:19.729	+1.225	9:04:20.508
8	1:20.386	+1.882	9:05:40.894
9	1:19.292	+0.788	9:07:00.186
10	1:19.153	+0.649	9:08:19.339
11	1:19.591	+1.087	9:09:38.930
12	1:18.673	+0.169	9:10:57.603
13	1:18.504		9:12:16.107
14	1:18.515	+0.011	9:13:34.622
15	1:30.533	+12.029	9:15:05.155

(#72) David Cardillo			
1	1:26.985	+7.551	8:56:18.393
2	1:24.724	+5.290	8:57:43.117
3	1:22.807	+3.373	8:59:05.924
4	1:22.295	+2.861	9:00:28.219
5	1:22.255	+2.821	9:01:50.474
6	1:21.886	+2.452	9:03:12.360
7	1:22.332	+2.898	9:04:34.692
8	1:21.108	+1.674	9:05:55.800
9	1:21.011	+1.577	9:07:16.811
10	1:20.497	+1.063	9:08:37.308
11	1:19.434		9:09:56.742
12	1:20.463	+1.029	9:11:17.205
13	1:20.857	+1.423	9:12:38.062
14	1:20.990	+1.556	9:13:59.052
15	1:21.541	+2.107	9:15:20.593

(#96) John Melican			
1	1:23.438	+2.925	8:56:13.857

(#27) David Saggio			
2	1:41.114	+20.601	8:57:54.971
3	1:23.070	+2.557	8:59:18.041
4	1:22.023	+1.510	9:00:40.064
5	1:22.476	+1.963	9:02:02.540
6	1:22.087	+1.574	9:03:24.627
7	1:21.464	+0.951	9:04:46.091
8	1:21.733	+1.220	9:06:07.824
9	1:22.100	+1.587	9:07:29.924
10	1:22.189	+1.676	9:08:52.113
11	1:21.228	+0.715	9:10:13.341
12	1:20.513		9:11:33.854
13	1:22.149	+1.636	9:12:56.003
14	1:21.859	+1.346	9:14:17.862
15	1:23.206	+2.693	9:15:41.068

(#17) Jennifer Ferreira			
1	1:26.186	+7.053	8:56:16.941
2	1:22.721	+3.588	8:57:39.662
3	1:20.942	+1.809	8:59:00.604
4	1:20.678	+1.545	9:00:21.282
5	1:20.900	+1.767	9:01:42.182
6	1:19.510	+0.377	9:03:01.692
7	1:19.694	+0.561	9:04:21.386
8	1:20.748	+1.615	9:05:42.134
9	1:19.651	+0.518	9:07:01.785
10	1:19.177	+0.044	9:08:20.962
11	1:19.133		9:09:40.095
12	1:19.616	+0.483	9:10:59.711
13	1:20.030	+0.897	9:12:19.741
14	1:19.266	+0.133	9:13:39.007
p15	2:33.361	+1:14.228	9:16:12.368

Joshua Underwood, Chief of Timing & Scoring

Orbits

Bob Introne, Chief Steward / Jack Hanifan, Chairman SOM

www.mylaps.com
Licensed to: NEDiv



**New England Region
NERRC Memorial Day Weekend
Official Race Result**



Memorial Day Weekend Regionals and CRE

Sorted on Best Lap time

Grp 2 - FV, F5, FST, F6

New Hampshire Mtr Spdway S/F 1.600 miles

Race 2 #16-R-4239-S

2016-05-29 08:40

Race (18:00 and 1 Laps) started at 8:54:50

Pos	No.	Name	Class	Best Tm	Diff	Best Speed	In Lap	Make-Model	Sponsor
FV									
1	#23	Christopher Zarzycki	FV	1:17.793		74.043	15	Citation 93V/Yellow	
2	#4	Paul Faford	FV	1:17.845	0.052	73.993	14	Mysterian M2/Blue	
3	#61	Walter Popiak	FV	1:18.017	0.224	73.830	11	CITATION 95V/REI	LANGLAIS GROUP
4	#15	John Ferreira	FV	1:18.504	0.711	73.372	13	SpeedSport/black/)	
5	#22	Michael Hinkle	FV	1:18.524	0.731	73.353	13	BRD AFV02/Yellow	Yes Please
6	#27	David Saggio	FV	1:19.133	1.340	72.789	11	Mysterian M2/Blue	
7	#71	Jeffrey Adams	FV	1:19.161	1.368	72.763	9	campbell motorspo	napa auto parts of
8	#72	David Cardillo	FV	1:19.434	1.641	72.513	11	Vortech/Red	
9	#17	Jennifer Ferreira	FV	1:19.726	1.933	72.247	11	Protoform P1/Blue	
10	#96	John Melican	FV	1:20.513	2.720	71.541	12	mysterian m3 fv/re	

Announcements

Time Prov 0918 Time Final 0948

Joshua Underwood, Chief of Timing & Scoring

Orbits

Bob Introne, Chief Steward / Jack Hanifan, Chairman SOM

www.mylaps.com

Licensed to: NEDiv



New England Region NERRC Memorial Day Weekend Official Race Result



Memorial Day Weekend Regionals and CRE

Sorted on Laps

Grp 3 - ITA, IT7, ITC, E-F-HP, GTL, ITEZ

New Hampshire Mtr Spdway S/F 1.600 miles

Race 2 #16-R-4239-S

2016-05-29 09:05

Race (18:00 and 1 Laps) started at 9:25:58

Pos	No.	Name	Class	Laps	Diff	Total Tm	Best Tm	Make-Model	Sponsor
1	#08	Jeff Wasilko	ITA	15		19:30.810	1:16.596	Mazda Miata/E	
2	#84	John Branscombe	ITA	15	7.188	19:37.998	1:16.903	Acura integra/	Pipe Dreams Metal fab
3	#87	Stephen Pope	ITA	15	7.353	19:38.163	1:16.691	Mazda Miata/r	Pope Design Group
4	#47	A. Sterling Cole	EP	15	25.153	19:55.963	1:16.166	Mazda RX3/ye	Wankel Works Racetele
5	#77	Daniel Sheppard	IT7	15	31.493	20:02.303	1:18.636	Mazda RX7/pu	it7racing.com
6	#78	Peter Fail	ITA	15	45.302	20:16.112	1:19.908	Mazda Miata/v	mopydick
7	#9	Sandy Stevens	ITA	15	54.075	20:24.885	1:19.404	Mazda Miata/t	SkidSchool
8	#43	Kyle Colbey	ITA	15	54.788	20:25.598	1:20.019	Honda CRX Si	Like Father Like Son Ra
9	#90	David Colbey	ITA	15	1:02.020	20:32.830	1:20.635	Honda CRX Si	Like Father Like Son Ra
10	#98	Jorge Santos	HP	15	1:13.437	20:44.247	1:19.740	Datsun 1200/v	
11	#3	Serge Lentz	IT7	14	1 Lap	19:34.321	1:22.742	Mazda RX7/Bl	Belgo-Am Racing
12	#50	Christopher Milton-Hall	ITA	14	1 Lap	19:35.633	1:22.115	Mazda Miata/c	Automaster Collision C
13	#49	Michael Collier	ITEZ	14	1 Lap	19:36.606	1:20.320	Porsche 944/V	Northeast Track Days
14	#35	Paul DeYeso	IT7	14	1 Lap	19:37.541	1:22.437	Mazda RX-7/M	Kid's Inheritance
15	#15	Richard Patullo	IT7	14	1 Lap	19:39.109	1:21.807	Mazda RX7/Ice	
16	#19	Andrew Osbrink	ITA	14	1 Lap	19:45.181	1:20.920	Mazda Miata/F	
17	#81	JB Swan	IT7	14	1 Lap	20:01.750	1:24.461	Mazda RX-7/bl	R&S Redco
18	#85	William Goodale	GTL	14	1 Lap	20:09.900	1:23.675	Mazda mx3/bl	goodale racing
19	#27	Donald Blunt	IT7	14	1 Lap	20:24.626	1:25.747	Mazda rx7/wh	
20	#71	Andrew Wickline	ITA	12	3 Laps	17:29.439	1:23.101	Mazda miata/v	
21	#147	John Tirrell	ITEZ	6	9 Laps	10:44.407	1:20.696	Fiat 500 Abart	Independent Ferrari Se
22	#01	Brian Mushnick	HP	5	10 Laps	8:54.594	1:37.625	Volkswagen Go	
23	#39	Fred White	HP	4	11 Laps	6:16.258	1:23.314	Honda CRX/re	Hoosier
24	#86	Mark Wheatley	ITA	3	12 Laps	4:32.409	1:24.180	Mazda Miata/c	
25	#70	Eric Maynard	ITA	2	13 Laps	3:35.350	1:34.340	Plymouth Lase	Stick it to'em Graphics

Not classified

DNS	#96	Matt Rowe	ITA		DNS			Plymouth Neo	M Squared Racing
DNS	#28	Jacob van Gelder	ITEZ		DNS			Subaru WRX S	American Express
DNS	#88	Bill Spargo	ITA		DNS			Ford Escort/gr	Spargo Machine Produ
DNS	#4	Donald Barron	ITA		DNS			Mazda Miata/t	Deja Vu Motorsports

Announcements

Time Prov 0947 Time Final 1017

Margin of Victory	Avg. Speed	Best Lap Tm	Best Speed	Best Lap by
7.188	73.795	1:16.166	75.624	#47 - A. Sterling Cole

Joshua Underwood, Chief of Timing & Scoring

Orbits

Bob Introne, Chief Steward / Jack Hanifan, Chairman SOM

www.mylaps.com

Licensed to: NEDiv



New England Region NERRC Memorial Day Weekend Official Race Result



Memorial Day Weekend Regionals and CRE

Sorted on Laps

Grp 3 - ITA, IT7, ITC, E-F-HP, GTL, ITEZ

New Hampshire Mtr Spdway S/F 1.600 miles

Race 2 #16-R-4239-S

2016-05-29 09:05

Race (18:00 and 1 Laps) started at 9:25:58

Pos	No.	Name	Class	Laps	Diff	Total Tm	Best Tm	Make-Model	Sponsor
EP									
1	#47	A. Sterling Cole	EP	15		19:55.963	1:16.166	Mazda RX3/ye	Wankel Works Racetel
GTL									
1	#85	William Goodale	GTL	14		20:09.900	1:23.675	Mazda mx3/bl	goodale racing
HP									
1	#98	Jorge Santos	HP	15		20:44.247	1:19.740	Datsun 1200/v	
2	#01	Brian Mushnick	HP	5	10 Laps	8:54.594	1:37.625	Volkswagen Go	
3	#39	Fred White	HP	4	11 Laps	6:16.258	1:23.314	Honda CRX/re	Hoosier
IT7									
1	#77	Daniel Sheppard	IT7	15		20:02.303	1:18.636	Mazda RX7/pu	it7racing.com
2	#3	Serge Lentz	IT7	14	1 Lap	19:34.321	1:22.742	Mazda RX7/Bl	Belgo-Am Racing
3	#35	Paul DeYeso	IT7	14	1 Lap	19:37.541	1:22.437	Mazda RX-7/M	Kid's Inheritance
4	#15	Richard Patullo	IT7	14	1 Lap	19:39.109	1:21.807	Mazda RX7/Ic	
5	#81	JB Swan	IT7	14	1 Lap	20:01.750	1:24.461	Mazda RX-7/bl	R&S Redco
6	#27	Donald Blunt	IT7	14	1 Lap	20:24.626	1:25.747	Mazda rx7/wh	
ITA									
1	#08	Jeff Wasilko	ITA	15		19:30.810	1:16.596	Mazda Miata/E	
2	#84	John Branscombe	ITA	15	7.188	19:37.998	1:16.903	Acura integra/	Pipe Dreams Metal fab
3	#87	Stephen Pope	ITA	15	7.353	19:38.163	1:16.691	Mazda Miata/r	Pope Design Group
4	#78	Peter Fail	ITA	15	45.302	20:16.112	1:19.908	Mazda Miata/v	mopydick
5	#9	Sandy Stevens	ITA	15	54.075	20:24.885	1:19.404	Mazda Miata/t	SkidSchool
6	#43	Kyle Colbey	ITA	15	54.788	20:25.598	1:20.019	Honda CRX Si	Like Father Like Son R
7	#90	David Colbey	ITA	15	1:02.020	20:32.830	1:20.635	Honda CRX Si	Like Father Like Son R
8	#50	Christopher Milton-Hall	ITA	14	1 Lap	19:35.633	1:22.115	Mazda Miata/c	Automaster Collision C
9	#19	Andrew Osbrink	ITA	14	1 Lap	19:45.181	1:20.920	Mazda Miata/F	
10	#71	Andrew Wickline	ITA	12	3 Laps	17:29.439	1:23.101	Mazda miata/v	
11	#86	Mark Wheatley	ITA	3	12 Laps	4:32.409	1:24.180	Mazda Miata/S	
12	#70	Eric Maynard	ITA	2	13 Laps	3:35.350	1:34.340	Plymouth Lase	Stick it to'em Graphics

Announcements

Time Prov 0947 Time Final 1017

Margin of Victory	Avg. Speed	Best Lap Tm	Best Speed	Best Lap by
7.188	73.795	1:16.166	75.624	#47 - A. Sterling Cole

Joshua Underwood, Chief of Timing & Scoring

Orbits

Bob Introne, Chief Steward / Jack Hanifan, Chairman SOM

www.mylaps.com

Licensed to: NEDiv

Page 1/2



New England Region NERRC Memorial Day Weekend Official Race Result



Memorial Day Weekend Regionals and CRE

Sorted on Laps

Grp 3 - ITA, IT7, ITC, E-F-HP, GTL, ITEZ

New Hampshire Mtr Spdway S/F 1.600 miles

Race 2 #16-R-4239-S

2016-05-29 09:05

Race (18:00 and 1 Laps) started at 9:25:58

Pos	No.	Name	Class	Laps	Diff	Total Tm	Best Tm	Make-Model	Sponsor
Not classified									
DNS	#96	Matt Rowe	ITA		DNS			Plymouth Neo	M Squared Racing
DNS	#88	Bill Spargo	ITA		DNS			Ford Escort/gr	Spargo Machine Produ
DNS	#4	Donald Barron	ITA		DNS			Mazda Miata/t	Deja Vu Motorsports
ITEZ									
1	#49	Michael Collier	ITEZ	14		19:36.606	1:20.320	Porsche 944/V	Northeast Track Days
2	#147	John Tirrell	ITEZ	6	8 Laps	10:44.407	1:20.696	Fiat 500 Abart	Independent Ferrari Se
Not classified									
DNS	#28	Jacob van Gelder	ITEZ		DNS			Subaru WRX S	American Express

Announcements

Time Prov 0947 Time Final 1017

Margin of Victory	Avg. Speed	Best Lap Tm	Best Speed	Best Lap by
7.188	73.795	1:16.166	75.624	#47 - A. Sterling Cole

Joshua Underwood, Chief of Timing & Scoring

Orbits

Bob Introne, Chief Steward / Jack Hanifan, Chairman SOM

www.mylaps.com

Licensed to: NEDiv

Page 2/2

Memorial Day Weekend Regionals and CRE

Lapchart


Grp 3 - ITA, IT7, ITC, E-F-HP, GTL, ITEZ

New Hampshire Mtr Spdway S/F 1.600 miles

Race 2 #16-R-4239-S

2016-05-29 09:05

Race (18:00 and 1 Laps) started at 9:25:58



Competitors	Laps	Laps															
		0	1	2	3	4	5	6	7	8	9	10	11	12	13	14	15
A. Sterling Cole (#47)	1	#47	#47	#08	#08	#08	#08	#08	#08	#08	#08	#08	#08	#08	#08	#08	#08
Jeff Wasilko (#08)	2	#08	#08	#87	#87	#87	#87	#87	#47	#47	#47	#47	#47	#47	#87	#87	#84
Stephen Pope (#87)	3	#87	#87	#84	#84	#84	#47	#47	#87	#87	#87	#87	#87	#87	#84	#84	#87
Peter Faill (#78)	4	#78	#84	#47	#47	#47	#84	#84	#84	#84	#84	#84	#84	#84	#47	#47	#47
John Branscombe (#84)	5	#84	#77	#77	#77	#77	#77	#77	#77	#77	#77	#77	#77	#77	#77	#77	#77
Kyle Colbey (#43)	6	#43	#78	#9	#9	#9	#9	#9	#9	#78	#78	#78	#78	#78	#78	#78	#78
Daniel Sheppard (#77)	7	#77	#9	#78	#98	#98	#78	#78	#78	#9	#9	#9	#9	#9	#9	#9	#9
Mark Wheatley (#86)	8	#86	#98	#98	#78	#78	#98	#98	#98	#98	#98	#98	#98	#98	#98	#43	#43
Jorge Santos (#98)	9	#98	#43	#43	#43	#90	#90	#90	#90	#43	#43	#43	#43	#43	#43	#98	#90
John Tirrell (#147)	10	#147	#19	#90	#90	#43	#19	#43	#43	#90	#90	#90	#90	#90	#90	#90	#98
Sandy Stevens (#9)	11	#9	#90	#19	#19	#19	#43	#19	#19	#19	#19	#19	#19	#19	#3	#3	
Andrew Osbrink (#19)	12	#19	#147	#147	#147	#147	#147	#50	#3	#3	#3	#3	#3	#3	#50	#50	
David Colbey (#90)	13	#90	#50	#50	#50	#50	#50	#3	#15	#50	#50	#50	#50	#50	#35	#49	
Paul DeYeso (#35)	14	#35	#35	#3	#3	#3	#3	#15	#50	#35	#35	#35	#35	#35	#15	#35	
Christopher Milton-Hall (#50)	15	#50	#3	#35	#35	#35	#15	#35	#35	#15	#15	#15	#15	#15	#49	#15	
Fred White (#39)	16	#39	#15	#15	#15	#15	#35	#71	#71	#71	#71	#49	#49	#49	#19	#19	
Serge Lentz (#3)	17	#3	#39	#71	#71	#71	#71	#49	#49	#49	#49	#71	#71	#81	#81	#81	
Richard Patullo (#15)	18	#15	#71	#81	#81	#49	#49	#81	#81	#81	#81	#81	#81	#81	#85	#85	#85
Andrew Wickline (#71)	19	#71	#81	#27	#49	#81	#81	#85	#85	#85	#85	#85	#85	#85	#71	#27	#27
Eric Maynard (#70)	20	#70	#27	#49	#27	#27	#27	#27	#27	#27	#27	#27	#27	#27	#27	#27	
JB Swan (#81)	21	#81	#85	#85	#85	#85	#85	#147									
Donald Blunt (#27)	22	#27	#49	#86	#39	#39	#01										
William Goodale (#85)	23	#85	#70	#39	#86	#01											
Michael Collier (#49)	24	#49	#86	#70	#01												
Brian Mushnick (#01)	25	#01	#01	#01													
-	26																
-	27																
-	28																
-	29																



New England Region NERRC Memorial Day Weekend Official Race Result



Memorial Day Weekend Regionals and CRE

Grp 3 - ITA, IT7, ITC, E-F-HP, GTL, ITEZ

New Hampshire Mtr Spdwy S/F 1.600 miles

Race 2 #16-R-4239-S

2016-05-29 09:05

Race (18:00 and 1 Laps) started at 9:25:58

Lap	Lap Tm	Diff	Time of Day
(#08) Jeff Wasilko			
1	1:19.632	+3.036	9:27:18.246
2	1:17.235	+0.639	9:28:35.481
3	1:16.596		9:29:52.077
4	1:16.603	+0.007	9:31:08.680
5	1:16.647	+0.051	9:32:25.327
6	1:16.912	+0.316	9:33:42.239
7	1:16.945	+0.349	9:34:59.184
8	1:17.931	+1.335	9:36:17.115
9	1:18.724	+2.128	9:37:35.839
10	1:17.597	+1.001	9:38:53.436
11	1:17.511	+0.915	9:40:10.947
12	1:18.675	+2.079	9:41:29.622
13	1:19.276	+2.680	9:42:48.898
14	1:20.932	+4.336	9:44:09.830
15	1:19.116	+2.520	9:45:28.946

(#84) John Branscombe			
1	1:20.417	+3.514	9:27:19.430
2	1:17.661	+0.758	9:28:37.091
3	1:17.661	+0.758	9:29:54.752
4	1:17.607	+0.704	9:31:12.359
5	1:17.884	+0.981	9:32:30.243
6	1:16.903		9:33:47.146
7	1:17.785	+0.882	9:35:04.931
8	1:18.603	+1.700	9:36:23.534
9	1:18.380	+1.477	9:37:41.914
10	1:19.507	+2.604	9:39:01.421
11	1:17.915	+1.012	9:40:19.336
12	1:17.357	+0.454	9:41:36.693
13	1:21.749	+4.846	9:42:58.442
14	1:18.262	+1.359	9:44:16.704
15	1:19.430	+2.527	9:45:36.134

(#87) Stephen Pope			
1	1:19.729	+3.038	9:27:18.628
2	1:18.200	+1.509	9:28:36.828
3	1:16.691		9:29:53.519
4	1:17.049	+0.358	9:31:10.568
5	1:17.046	+0.355	9:32:27.614
6	1:16.950	+0.259	9:33:44.564
7	1:19.497	+2.806	9:35:04.061
8	1:19.179	+2.488	9:36:23.240
9	1:18.174	+1.483	9:37:41.414
10	1:19.857	+3.166	9:39:01.271
11	1:17.729	+1.038	9:40:19.000
12	1:17.383	+0.692	9:41:36.383
13	1:18.432	+1.741	9:42:54.815
14	1:19.906	+3.215	9:44:14.721
15	1:21.578	+4.887	9:45:36.299

(#47) A. Sterling Cole			
1	1:19.123	+2.957	9:27:17.259
2	1:20.092	+3.926	9:28:37.351
3	1:18.137	+1.971	9:29:55.488
4	1:17.078	+0.912	9:31:12.566
5	1:16.518	+0.352	9:32:29.084
6	1:16.166		9:33:45.250
7	1:18.727	+2.561	9:35:03.977
8	1:17.762	+1.596	9:36:21.739

(#77) Daniel Sheppard			
1	1:21.487	+2.851	9:27:20.800
2	1:18.886	+0.250	9:28:39.686
3	1:18.636		9:29:58.322
4	1:19.301	+0.665	9:31:17.623
5	1:19.585	+0.949	9:32:37.208
6	1:19.245	+0.609	9:33:56.453
7	1:19.556	+0.920	9:35:16.009
8	1:19.861	+1.225	9:36:35.870
9	1:19.671	+1.035	9:37:55.541
10	1:20.064	+1.428	9:39:15.605
11	1:19.231	+0.595	9:40:34.836
12	1:19.599	+0.963	9:41:54.435
13	1:22.330	+3.694	9:43:16.765
14	1:19.821	+1.185	9:44:36.586
15	1:23.853	+5.217	9:46:00.439

(#78) Peter Faili			
1	1:22.680	+2.772	9:27:21.676
2	1:20.753	+0.845	9:28:42.429
3	1:22.395	+2.487	9:30:04.824
4	1:20.015	+0.107	9:31:24.839
5	1:20.561	+0.653	9:32:45.400
6	1:19.908		9:34:05.308
7	1:20.824	+0.916	9:35:26.132
8	1:21.067	+1.159	9:36:47.199
9	1:20.731	+0.823	9:38:07.930
10	1:20.765	+0.857	9:39:28.695
11	1:20.472	+0.564	9:40:49.167
12	1:20.812	+0.904	9:42:09.979
13	1:21.478	+1.570	9:43:31.457
14	1:20.931	+1.023	9:44:52.388
15	1:21.860	+1.952	9:46:14.248

(#9) Sandy Stevens			
1	1:22.378	+2.974	9:27:22.220
2	1:19.404		9:28:41.624
3	1:19.785	+0.381	9:30:01.409
4	1:20.493	+1.089	9:31:21.902
5	1:19.760	+0.356	9:32:41.662
6	1:22.076	+2.672	9:34:03.738
7	1:21.658	+2.254	9:35:25.396
8	1:22.428	+3.024	9:36:47.824
9	1:20.740	+1.336	9:38:08.564
10	1:23.174	+3.770	9:39:31.738
11	1:25.811	+6.407	9:40:57.549
12	1:22.741	+3.337	9:42:20.290
13	1:21.410	+2.006	9:43:41.700
14	1:21.216	+1.812	9:45:02.916
15	1:20.105	+0.701	9:46:23.021

(#43) Kyle Colbey			
1	1:27.629	+7.610	9:27:26.939

(#90) David Colbey			
1	1:27.337	+6.702	9:27:27.723
2	1:21.775	+1.140	9:28:49.498
3	1:20.713	+0.078	9:30:10.211
4	1:20.635		9:31:30.846
5	1:21.383	+0.748	9:32:52.229
6	1:21.701	+1.066	9:34:13.930
7	1:21.321	+0.686	9:35:35.251
8	1:22.675	+2.040	9:36:57.926
9	1:21.761	+1.126	9:38:19.687
10	1:21.438	+0.803	9:39:41.125
11	1:22.642	+2.007	9:41:03.767
12	1:21.762	+1.127	9:42:25.529
13	1:21.471	+0.836	9:43:47.000
14	1:21.245	+0.610	9:45:08.245
15	1:22.721	+2.086	9:46:30.966

(#98) Jorge Santos			
1	1:23.681	+3.941	9:27:23.336
2	1:19.740		9:28:43.076
3	1:21.233	+1.493	9:30:04.309
4	1:19.749	+0.009	9:31:24.058
5	1:22.490	+2.750	9:32:46.548
6	1:21.968	+2.228	9:34:08.516
7	1:21.325	+1.585	9:35:29.841
8	1:22.482	+2.742	9:36:52.323
9	1:21.324	+1.584	9:38:13.647
10	1:22.164	+2.424	9:39:35.811
11	1:22.021	+2.281	9:40:57.832
12	1:23.545	+3.805	9:42:21.377
13	1:21.521	+1.781	9:43:42.898
14	1:22.588	+2.848	9:45:05.486
15	1:36.897	+17.157	9:46:42.383

(#3) Serge Lentz			
1	1:29.189	+6.447	9:27:30.515
2	1:24.342	+1.600	9:28:54.857
3	1:22.798	+0.056	9:30:17.655
4	1:23.047	+0.305	9:31:40.702
5	1:23.034	+0.292	9:33:03.736
6	1:23.065	+0.323	9:34:26.801
7	1:23.136	+0.394	9:35:49.937
8	1:22.762	+0.020	9:37:12.699
9	1:22.742		9:38:35.441
10	1:23.500	+0.758	9:39:58.944
11	1:23.207	+0.465	9:41:22.148

Joshua Underwood, Chief of Timing & Scoring

Bob Introne, Chief Steward / Jack Hanifan, Chairman SOM

Orbits

www.mylaps.com
Licensed to: NEDIV



New England Region NERRC Memorial Day Weekend Official Race Result



Memorial Day Weekend Regionals and CRE

Sorted on Best Lap time

Grp 3 - ITA, IT7, ITC, E-F-HP, GTL, ITEZ

New Hampshire Mtr Spdway S/F 1.600 miles

Race 2 #16-R-4239-S

2016-05-29 09:05

Race (18:00 and 1 Laps) started at 9:25:58

Pos	No.	Name	Class	Best Tm	Diff	Best Speed	In Lap	Make-Model	Sponsor
EP									
1	#47	A. Sterling Cole	EP	1:16.166		75.624	6	Mazda RX3/yellow	Wankel Works Rac
GTL									
1	#85	William Goodale	GTL	1:23.675		68.838	10	Mazda mx3/blue/y	goodale racing
HP									
1	#98	Jorge Santos	HP	1:19.740		72.235	2	Datsun 1200/white	
2	#39	Fred White	HP	1:23.314	3.574	69.136	3	Honda CRX/red/wh	Hoosier
3	#01	Brian Mushnick	HP	1:37.625	17.885	59.001	3	Volkswagen Golf/wh	
IT7									
1	#77	Daniel Sheppard	IT7	1:18.636		73.249	3	Mazda RX7/purple	it7racing.com
2	#15	Richard Patullo	IT7	1:21.807	3.171	70.410	12	Mazda RX7/Ice blu	
3	#35	Paul DeYeso	IT7	1:22.437	3.801	69.872	13	Mazda RX-7/White	Kid's Inheritance
4	#3	Serge Lentz	IT7	1:22.742	4.106	69.614	9	Mazda RX7/Bl/yl/re	Belgo-Am Racing
5	#81	JB Swan	IT7	1:24.461	5.825	68.197	4	Mazda RX-7/blue	R&S Redco
6	#27	Donald Blunt	IT7	1:25.747	7.111	67.174	5	Mazda rx7/white	
ITA									
1	#08	Jeff Wasilko	ITA	1:16.596		75.200	3	Mazda Miata/Black,	
2	#87	Stephen Pope	ITA	1:16.691	0.095	75.107	3	Mazda Miata/red/bl	Pope Design Group
3	#84	John Branscombe	ITA	1:16.903	0.307	74.900	6	Acura integra/red t	Pipe Dreams Metal
4	#9	Sandy Stevens	ITA	1:19.404	2.808	72.540	2	Mazda Miata/black	SkidSchool
5	#78	Peter Faill	ITA	1:19.908	3.312	72.083	6	Mazda Miata/white	mopydick
6	#43	Kyle Colbey	ITA	1:20.019	3.423	71.983	15	Honda CRX Si/Yellc	Like Father Like So
7	#90	David Colbey	ITA	1:20.635	4.039	71.433	4	Honda CRX Si/Red	Like Father Like So
8	#19	Andrew Osbrink	ITA	1:20.920	4.324	71.181	5	Mazda Miata/Red	
9	#50	Christopher Milton-Hall	ITA	1:22.115	5.519	70.146	12	Mazda Miata/green	Automaster Collisic
10	#71	Andrew Wickline	ITA	1:23.101	6.505	69.313	7	Mazda miata/white	
11	#86	Mark Wheatley	ITA	1:24.180	7.584	68.425	2	Mazda Miata/Silver	
12	#70	Eric Maynard	ITA	1:34.340	17.744	61.056	1	Plymouth Laser/rec	Stick it to'em Grapl
Not classified									
DNS	#96	Matt Rowe	ITA			-	0	Plymouth Neon/wh	M Squared Racing
DNS	#88	Bill Spargo	ITA			-	0	Ford Escort/green	Spargo Machine Pr

Announcements

Time Prov 0947 Time Final 1017

Joshua Underwood, Chief of Timing & Scoring

Orbits

Bob Introne, Chief Steward / Jack Hanifan, Chairman SOM

www.mylaps.com
Licensed to: NEDiv



**New England Region
NERRC Memorial Day Weekend
Official Race Result**



Memorial Day Weekend Regionals and CRE

Sorted on Best Lap time

Grp 3 - ITA, IT7, ITC, E-F-HP, GTL, ITEZ

New Hampshire Mtr Spdwy S/F 1.600 miles

Race 2 #16-R-4239-S

2016-05-29 09:05

Race (18:00 and 1 Laps) started at 9:25:58

Pos	No.	Name	Class	Best Tm	Diff	Best Speed	In Lap	Make-Model	Sponsor
DNS	#4	Donald Barron	ITA			-	0	Mazda Miata/blue	Deja Vu Motorspor
ITEZ									
1	#49	Michael Collier	ITEZ	1:20.320		71.713	12	Porsche 944/White	Northeast Track Da
2	#147	John Tirrell	ITEZ	1:20.696	0.376	71.379	3	Fiat 500 Abarth/Wf	Independent Ferrai
Not classified									
DNS	#28	Jacob van Gelder	ITEZ			-	0	Subaru WRX STI/W	American Express

Announcements

Time Prov 0947 Time Final 1017

Joshua Underwood, Chief of Timing & Scoring

Orbits

Bob Introne, Chief Steward / Jack Hanifan, Chairman SOM

www.mylaps.com
Licensed to: NEDiv



**New England Region
NERRC Memorial Day Weekend
Official Race Result**



Memorial Day Weekend Regionals and CRE

Sorted on Laps

Grp 4 - FA-B-C-E-F-M, CFC, NCF, FS, P1-2

New Hampshire Mtr Spdway S/F 1.600 miles

Race 2 #16-R-4239-S

2016-05-29 09:30

Race (18:00 and 1 Laps) started at 9:54:54

Pos	No.	Name	Class	Laps	Diff	Total Tm	Best Tm	Make-Model	Sponsor
1	#81	Jerry Streckert	FE	17		19:34.087	1:06.815	VanDiemen/gr	MICROsystems
2	#88	Mark Spyvee	FE	17	0.192	19:34.279	1:07.189	Van Diemen F	RexChem Research / M
3	#48	Alex Tollefsen	FC	17	0.408	19:34.495	1:07.261	Van Diemen R	Tollefsen Racing
4	#115	Paul Omichinski	P2	17	16.954	19:51.041	1:08.021	Stohr 04D/Wh	
5	#27	Charles Foster	FF	17	35.810	20:09.897	1:09.052	Piper DF5/Red	Foster & Company
6	#32	Raymond Boyer	FF	17	57.994	20:32.081	1:11.211	Van Diemen R	PixMix Video Services
7	#37	Christopher Kierce	FF	17	58.057	20:32.144	1:11.067	Van Diemen/g	
8	#4	Griffin Bjerke	FF	16	1 Lap	20:09.649	1:12.986	Honda Van Die	Primus
9	#15	Mark McDonough	FA	8	9 Laps	9:16.178	1:08.015	Swift 008a / L	Snapdragon Engineerir

Announcements

Time Prov 1016 Time Final 1046

Margin of Victory	Avg. Speed	Best Lap Tm	Best Speed	Best Lap by
0.192	83.401	1:06.815	86.208	#81 - Jerry Streckert

Joshua Underwood, Chief of Timing & Scoring

Orbits

Bob Introne, Chief Steward / Jack Hanifan, Chairman SOM

www.mylaps.com

Licensed to: NEDiv



New England Region NERRC Memorial Day Weekend Official Race Result



Memorial Day Weekend Regionals and CRE

Sorted on Laps

Grp 4 - FA-B-C-E-F-M, CFC, NCF, FS, P1-2

New Hampshire Mtr Spdway S/F 1.600 miles

Race 2 #16-R-4239-S

2016-05-29 09:30

Race (18:00 and 1 Laps) started at 9:54:54

Pos	No.	Name	Class	Laps	Diff	Total Tm	Best Tm	Make-Model	Sponsor
FA									
1	#15	Mark McDonough	FA	8		9:16.178	1:08.015	Swift 008a / L	Snapdragon Engineerir
FC									
1	#48	Alex Tollefsen	FC	17		19:34.495	1:07.261	Van Diemen R	Tollefsen Racing
FE									
1	#81	Jerry Streckert	FE	17		19:34.087	1:06.815	VanDiemen/gr	MICROsystems
2	#88	Mark Spyvee	FE	17	0.192	19:34.279	1:07.189	Van Diemen Fr	RexChem Research / M
FF									
1	#27	Charles Foster	FF	17		20:09.897	1:09.052	Piper DF5/Red	Foster & Company
2	#32	Raymond Boyer	FF	17	22.184	20:32.081	1:11.211	Van Diemen R	PixMix Video Services
3	#37	Christopher Kierce	FF	17	22.247	20:32.144	1:11.067	Van Diemen/g	
4	#4	Griffin Bjerke	FF	16	1 Lap	20:09.649	1:12.986	Honda Van Diem	Primus
P2									
1	#115	Paul Omichinski	P2	17		19:51.041	1:08.021	Stohr 04D/Wh	

Announcements

Time Prov 1016 Time Final 1046

Margin of Victory	Avg. Speed	Best Lap Tm	Best Speed	Best Lap by
0.192	83.401	1:06.815	86.208	#81 - Jerry Streckert

Joshua Underwood, Chief of Timing & Scoring

Orbits

Bob Introne, Chief Steward / Jack Hanifan, Chairman SOM

www.mylaps.com

Licensed to: NEDiv

Memorial Day Weekend Regionals and CRE

Lapchart


Grp 4 - FA-B-C-E-F-M, CFC, NCF, FS, P1-2

New Hampshire Mtr Spdway S/F 1.600 miles

Race 2 #16-R-4239-S

2016-05-29 09:30

Race (18:00 and 1 Laps) started at 9:54:54



Competitors	Laps																	
	0	1	2	3	4	5	6	7	8	9	10	11	12	13	14	15	16	17
Paul Omichinski (#115)	1	#115	#15	#15	#15	#15	#15	#15	#15	#15	#15	#81	#81	#81	#81	#81	#81	#81
Mark McDonough (#15)	2	#15	#81	#115	#115	#115	#115	#115	#115	#115	#88	#88	#88	#88	#88	#88	#88	#88
Jerry Streckert (#81)	3	#81	#115	#81	#81	#81	#81	#81	#81	#48	#48	#48	#48	#48	#48	#48	#48	#48
Mark Spyvee (#88)	4	#88	#88	#88	#88	#88	#88	#88	#88	#115	#115	#115	#115	#115	#115	#115	#115	#115
Alex Tollefsen (#48)	5	#48	#48	#48	#48	#48	#48	#48	#48	#32	#27	#27	#27	#27	#27	#27	#27	#27
Charles Foster (#27)	6	#27	#32	#32	#32	#32	#32	#32	#32	#27	#32	#32	#32	#32	#32	#32	#32	#32
Raymond Boyer (#32)	7	#32	#27	#27	#27	#27	#27	#27	#27	#37	#37	#37	#37	#37	#37	#37	#37	#37
Christopher Kierce (#37)	8	#37	#37	#37	#37	#37	#37	#37	#37	#4	#4	#4	#4	#4	#4	#4	#4	#4
Griffin Bjerke (#4)	9	#4	#4	#4	#4	#4	#4	#4	#4									



New England Region NERRC Memorial Day Weekend Official Race Result



Memorial Day Weekend Regionals and CRE

Grp 4 - FA-B-C-E-F-M, CFC, NCF, FS, P1-2

New Hampshire Mtr Spdway S/F 1.600 miles

Race 2 #16-R-4239-S

2016-05-29 09:30

Race (18:00 and 1 Laps) started at 9:54:54

Lap	Lap Tm	Diff	Time of Day
(#81) Jerry Streckert			
1	1:13.675	+6.860	9:56:09.027
2	1:12.716	+5.901	9:57:21.743
3	1:10.776	+3.961	9:58:32.519
4	1:09.867	+3.052	9:59:42.386
5	1:08.177	+1.362	10:00:50.563
6	1:07.634	+0.819	10:01:58.197
7	1:07.856	+1.041	10:03:06.053
8	1:08.105	+1.290	10:04:14.158
9	1:09.231	+2.416	10:05:23.389
10	1:08.641	+1.826	10:06:32.030
11	1:08.956	+2.141	10:07:40.986
12	1:08.665	+1.850	10:08:49.651
13	1:06.815		10:09:56.466
14	1:07.724	+0.909	10:11:04.190
15	1:08.342	+1.527	10:12:12.532
16	1:07.877	+1.062	10:13:20.409
17	1:08.629	+1.814	10:14:29.038

Lap	Lap Tm	Diff	Time of Day
(#88) Mark Spyyee			
1	1:14.356	+7.167	9:56:09.727
2	1:12.158	+4.969	9:57:21.885
3	1:10.908	+3.719	9:58:32.793
4	1:10.163	+2.974	9:59:42.956
5	1:08.235	+1.046	10:00:51.191
6	1:07.730	+0.541	10:01:58.921
7	1:07.189		10:03:06.110
8	1:08.133	+0.944	10:04:14.243
9	1:09.894	+2.705	10:05:24.137
10	1:08.521	+1.332	10:06:32.658
11	1:09.205	+2.016	10:07:41.863
12	1:08.196	+1.007	10:08:50.059
13	1:07.237	+0.048	10:09:57.296
14	1:07.256	+0.067	10:11:04.552
15	1:08.219	+1.030	10:12:12.771
16	1:08.014	+0.825	10:13:20.785
17	1:08.445	+1.256	10:14:29.230

Lap	Lap Tm	Diff	Time of Day
(#48) Alex Tollefsen			
1	1:14.847	+7.586	9:56:10.633
2	1:11.667	+4.406	9:57:22.300
3	1:10.707	+3.446	9:58:33.007
4	1:10.286	+3.025	9:59:43.293
5	1:08.835	+1.574	10:00:52.128
6	1:07.689	+0.428	10:01:59.817
7	1:07.817	+0.556	10:03:07.634
8	1:07.261		10:04:14.895
9	1:09.521	+2.260	10:05:24.416
10	1:08.448	+1.187	10:06:32.864
11	1:09.306	+2.045	10:07:42.170
12	1:08.735	+1.474	10:08:50.905
13	1:07.525	+0.264	10:09:58.430
14	1:07.598	+0.337	10:11:06.028
15	1:08.287	+1.026	10:12:14.315
16	1:07.562	+0.301	10:13:21.877
17	1:07.569	+0.308	10:14:29.446

Lap	Lap Tm	Diff	Time of Day
(#115) Paul Omichinski			
1	1:14.282	+6.261	9:56:09.233
2	1:09.568	+1.547	9:57:18.801

Lap	Lap Tm	Diff	Time of Day
3	1:08.021		9:58:26.822
4	1:09.605	+1.584	9:59:36.427
5	1:10.056	+2.035	10:00:46.483
6	1:08.227	+0.206	10:01:54.710
7	1:08.398	+0.377	10:03:03.108
8	1:08.207	+0.186	10:04:11.315
9	1:22.658	+14.637	10:05:33.973
10	1:09.745	+1.724	10:06:43.718
11	1:09.425	+1.404	10:07:53.143
12	1:08.513	+0.492	10:09:01.656
13	1:09.782	+1.761	10:10:11.438
14	1:08.160	+0.139	10:11:19.598
15	1:08.044	+0.023	10:12:27.642
16	1:09.485	+1.464	10:13:37.127
17	1:08.865	+0.844	10:14:45.992

Lap	Lap Tm	Diff	Time of Day
(#27) Charles Foster			
1	1:16.788	+7.736	9:56:12.662
2	1:11.784	+2.732	9:57:24.446
3	1:11.417	+2.365	9:58:35.863
4	1:11.974	+2.922	9:59:47.837
5	1:11.410	+2.358	10:00:59.247
6	1:12.206	+3.154	10:02:11.453
7	1:11.718	+2.666	10:03:23.171
8	1:12.227	+3.175	10:04:35.398
9	1:11.707	+2.655	10:05:47.105
10	1:09.977	+0.925	10:06:57.082
11	1:09.879	+0.827	10:08:06.961
12	1:09.624	+0.572	10:09:16.585
13	1:09.299	+0.247	10:10:25.884
14	1:09.143	+0.091	10:11:35.027
15	1:09.052		10:12:44.079
16	1:09.271	+0.219	10:13:53.350
17	1:11.498	+2.446	10:15:04.848

Lap	Lap Tm	Diff	Time of Day
(#32) Raymond Boyer			
1	1:16.378	+5.167	9:56:12.430
2	1:11.801	+0.590	9:57:24.231
3	1:11.211		9:58:35.442
4	1:12.141	+0.930	9:59:47.583
5	1:11.501	+0.290	10:00:59.084
6	1:12.202	+0.991	10:02:11.286
7	1:11.587	+0.376	10:03:22.873
8	1:12.312	+1.101	10:04:35.185
9	1:11.756	+0.545	10:05:46.941
10	1:11.902	+0.691	10:06:58.843
11	1:13.021	+1.810	10:08:11.864
12	1:14.537	+3.326	10:09:26.401
13	1:12.473	+1.262	10:10:38.874
14	1:12.292	+1.081	10:11:51.166
15	1:11.670	+0.459	10:13:02.836
16	1:12.052	+0.841	10:14:14.888
17	1:12.144	+0.933	10:15:27.032

Lap	Lap Tm	Diff	Time of Day
(#37) Christopher Kierce			
1	1:17.461	+6.394	9:56:13.596
2	1:12.479	+1.412	9:57:26.075
3	1:11.767	+0.700	9:58:37.842
4	1:12.460	+1.393	9:59:50.302
5	1:11.408	+0.341	10:01:01.710
6	1:11.074	+0.007	10:02:12.784

Lap	Lap Tm	Diff	Time of Day
7	1:11.387	+0.320	10:03:24.171
8	1:11.808	+0.741	10:04:35.979
9	1:12.027	+0.960	10:05:48.006
10	1:11.067		10:06:59.073
11	1:13.045	+1.978	10:08:12.118
12	1:14.609	+3.542	10:09:26.727
13	1:12.189	+1.122	10:10:38.916
14	1:12.365	+1.298	10:11:51.281
15	1:11.810	+0.743	10:13:03.091
16	1:11.941	+0.874	10:14:15.032
17	1:12.063	+0.996	10:15:27.095

Lap	Lap Tm	Diff	Time of Day
(#4) Griffin Bjerke			
1	1:20.483	+7.497	9:56:16.803
2	1:17.645	+4.659	9:57:34.448
3	1:16.457	+3.471	9:58:50.905
4	1:16.763	+3.777	10:00:07.668
5	1:16.140	+3.154	10:01:23.808
6	1:15.929	+2.943	10:02:39.737
7	1:13.930	+0.944	10:03:53.667
8	1:13.971	+0.985	10:05:07.638
9	1:16.566	+3.580	10:06:24.204
10	1:16.006	+3.020	10:07:40.210
11	1:16.500	+3.514	10:08:56.710
12	1:14.763	+1.777	10:10:11.473
13	1:13.687	+0.701	10:11:25.160
14	1:13.419	+0.433	10:12:38.579
15	1:13.035	+0.049	10:13:51.614
16	1:12.986		10:15:04.600

Lap	Lap Tm	Diff	Time of Day
(#15) Mark McDonough			
1	1:11.718	+3.703	9:56:06.715
2	1:09.002	+0.987	9:57:15.717
3	1:10.651	+2.636	9:58:26.368
4	1:09.718	+1.703	9:59:36.086
5	1:10.155	+2.140	10:00:46.241
6	1:08.107	+0.092	10:01:54.348
7	1:08.015		10:03:02.363
8	1:08.766	+0.751	10:04:11.129

Joshua Underwood, Chief of Timing & Scoring

Orbits

Bob Introne, Chief Steward / Jack Hanifan, Chairman SOM

www.mylaps.com
Licensed to: NEDiv



**New England Region
NERRC Memorial Day Weekend
Official Race Result**



Memorial Day Weekend Regionals and CRE

Sorted on Best Lap time

Grp 4 - FA-B-C-E-F-M, CFC, NCF, FS, P1-2

New Hampshire Mtr Spdway S/F 1.600 miles

Race 2 #16-R-4239-S

2016-05-29 09:30

Race (18:00 and 1 Laps) started at 9:54:54

Pos	No.	Name	Class	Best Tm	Diff	Best Speed	In Lap	Make-Model	Sponsor
FA									
1	#15	Mark McDonough	FA	1:08.015		84.687	7	Swift 008a / Loynir	Snapdragon Engine
FC									
1	#48	Alex Tollefsen	FC	1:07.261		85.637	8	Van Diemen RF99/l	Tollefsen Racing
FE									
1	#81	Jerry Streckert	FE	1:06.815		86.208	13	VanDiemen/green/l	MICROsystems
2	#88	Mark Spyvee	FE	1:07.189	0.374	85.728	7	Van Diemen Formu	RexChem Research
FF									
1	#27	Charles Foster	FF	1:09.052		83.415	15	Piper DF5/Red	Foster & Company
2	#37	Christopher Kierce	FF	1:11.067	2.015	81.050	10	Van Diemen/gray/t	
3	#32	Raymond Boyer	FF	1:11.211	2.159	80.886	3	Van Diemen RF 92)	PixMix Video Servic
4	#4	Griffin Bjerke	FF	1:12.986	3.934	78.919	16	Honda Van Diemen	Primus
P2									
1	#115	Paul Omichinski	P2	1:08.021		84.680	3	Stohr 04D/White /	

Announcements

Time Prov 1016 Time Final 1046

Joshua Underwood, Chief of Timing & Scoring

Orbits

Bob Introne, Chief Steward / Jack Hanifan, Chairman SOM

Joshua Underwood

www.mylaps.com
Licensed to: NEDiv



New England Region NERRC Memorial Day Weekend Official Race Result



Memorial Day Weekend Regionals and CRE

Sorted on Laps

Grp 5 - SSM, SM2, STU, STL

New Hampshire Mtr Spdwy S/F 1.600 miles

Race 2 #16-R-4239-S

2016-05-29 09:55

Race (18:00 and 1 Laps) started at 10:26:35

Pos	No.	Name	Class	Laps	Diff	Total Tm	Best Tm	Make-Model	Sponsor
1	#74	Frank Capobianco	STU	15		19:28.637	1:15.335	BMW 325i/whi	Capo Brothers Inc/Raci
2	#13	Robert Reed	STU	15	12.819	19:41.456	1:16.951	Mazda Miata/C	LTD Racing
3	#05	Dwayne Bennett	STU	15	12.950	19:41.587	1:17.445	Mazda Miata/E	LTD Racing
4	#30	Tom Bogar	SM2	15	25.878	19:54.515	1:17.975	Mazda Miata/E	AUTEX MAZDA KEENE
5	#73	Xiang Li	SM2	15	28.849	19:57.486	1:17.914	Mazda Spec M	
6	#101	Evan Karl	SM2	15	34.796	20:03.433	1:18.592	Mazda Miata/v	BK Motorsports
7	#19	Shelby Churchill	SM2	15	35.252	20:03.889	1:18.670	Mazda Miata/E	
8	#144	Dave Kuchrawy	STL	15	35.913	20:04.550	1:18.635	Mazda Miata/E	
9	#181	Marc Ulan	SM2	15	39.731	20:08.368	1:18.837	Mazda Miata/v	
10	#8	Daniel Meade	SM2	15	44.828	20:13.465	1:19.081	Mazda Miata/v	
11	#86	Mark Wheatley	SSM	15	1:03.955	20:32.592	1:20.068	Mazda Miata/S	
12	#08	Robert Karl Jr.	SM2	15	1:15.146	20:43.783	1:19.418	Mazda Miata/y	BK Motorsports
13	#91	Anthony Vaccaro	SM2	15	1:40.603	21:09.240	1:21.480	Mazda Miata/E	Flatout Motorsports
14	#35	Dominic Karl	SM2	14	1 Lap	19:32.120	1:22.007	Mazda Miata/F	BK Motorsports
15	#50	Christopher Milton-Hall	SSM	14	1 Lap	19:34.349	1:21.525	Mazda Miata/c	Automaster Collision C
16	#00	Kent Vaccaro	SM2	14	1 Lap	19:34.521	1:21.540	Mazda Miata/E	Flatout Motorsports
17	#33	Rebecca Harvey	SM2	14	1 Lap	19:36.011	1:21.896	Mazda Miata/E	Road Rebels
18	#14	Keith Knickerbocker	SM2	14	1 Lap	19:41.156	1:20.663	Mazda Miata/t	Knickerbocker by Desig
19	#71	Andrew Wickline	SSM	14	1 Lap	20:01.973	1:21.930	Mazda miata/v	
20	#115	Simon Kennedy	SSM	14	1 Lap	20:08.235	1:21.240	Mazda Miata/v	
21	#53	Alan Dunklee	SSM	14	1 Lap	20:17.694	1:22.015	Mazda Miata/F	Dunklee Excavation
22	#20	Robert Karl	SM2	14	1 Lap	20:18.059	1:21.985	Mazda Miata/v	BK Motorsports
23	#7	Isaac Miskoe	SM2	14	1 Lap	20:39.921	1:25.466	Mazda Miata/y	WhoopAss Race Fuel
24	#121	Gregory Pecora	STU	10	5 Laps	14:59.701	1:18.979	Mazda Mx 5 c	Pecora Motorsports No
25	#06	Jeff Longo	SM2	1	14 Laps	2:17.162		Mazda Miata/r	LTD Racing / Marbledal
26	#78	Peter Fail	SSM	1	14 Laps	2:27.902		Mazda Miata/v	mopydick
27	#02	Gary Hiniker	STU	1	14 Laps	2:29.368		BMW E36/Mar	TheAutoBlonde.com
28	#61	Wieslaw Gronek	STU	1	14 Laps	2:42.332		Mazda Miata/S	
29	#16	Rob Sturgis	STL		15 Laps	0.000		Mazda Miata/C	G&M Services/Lowrider

Not classified

DNS	#70	Jimmy Locke	SM2		DNS			Mazda Miata/r	NorthEast Earth Mecha
DNS	#18	Dave Valliere	SM2		DNS			Mazda Miata/t	northeast foreign cars i

Announcements

Time Prov 1049 Time Final 1119

Margin of Victory	Avg. Speed	Best Lap Tm	Best Speed	Best Lap by
12.819	73.932	1:15.335	76.458	#74 - Frank Capobianco

Joshua Underwood, Chief of Timing & Scoring

Orbits

Bob Introne, Chief Steward / Jack Hanifan, Chairman SOM

www.mylaps.com

Licensed to: NEDiv



New England Region NERRC Memorial Day Weekend Official Race Result



Memorial Day Weekend Regionals and CRE

Sorted on Laps

Grp 5 - SSM, SM2, STU, STL

New Hampshire Mtr Spdway S/F 1.600 miles

Race 2 #16-R-4239-S

2016-05-29 09:55

Race (18:00 and 1 Laps) started at 10:26:35

Pos	No.	Name	Class	Laps	Diff	Total Tm	Best Tm	Make-Model	Sponsor
SM2									
1	#30	Tom Bogar	SM2	15		19:54.515	1:17.975	Mazda Miata/E	AUTEX MAZDA KEENE
2	#73	Xiang Li	SM2	15	2.971	19:57.486	1:17.914	Mazda Spec M	
3	#101	Evan Karl	SM2	15	8.918	20:03.433	1:18.592	Mazda Miata/v	BK Motorsports
4	#19	Shelby Churchill	SM2	15	9.374	20:03.889	1:18.670	Mazda Miata/E	
5	#181	Marc Ulan	SM2	15	13.853	20:08.368	1:18.837	Mazda Miata/v	
6	#8	Daniel Meade	SM2	15	18.950	20:13.465	1:19.081	Mazda Miata/v	
7	#08	Robert Karl Jr.	SM2	15	49.268	20:43.783	1:19.418	Mazda Miata/y	BK Motorsports
8	#91	Anthony Vaccaro	SM2	15	1:14.725	21:09.240	1:21.480	Mazda Miata/E	Flatout Motorsports
9	#35	Dominic Karl	SM2	14	1 Lap	19:32.120	1:22.007	Mazda Miata/F	BK Motorsports
10	#00	Kent Vaccaro	SM2	14	1 Lap	19:34.521	1:21.540	Mazda Miata/E	Flatout Motorsports
11	#33	Rebecca Harvey	SM2	14	1 Lap	19:36.011	1:21.896	Mazda Miata/E	Road Rebels
12	#14	Keith Knickerbocker	SM2	14	1 Lap	19:41.156	1:20.663	Mazda Miata/t	Knickerbocker by Desig
13	#20	Robert Karl	SM2	14	1 Lap	20:18.059	1:21.985	Mazda Miata/v	BK Motorsports
14	#7	Isaac Miskoe	SM2	14	1 Lap	20:39.921	1:25.466	Mazda Miata/y	WhoopAss Race Fuel
15	#06	Jeff Longo	SM2	1	14 Laps	2:17.162		Mazda Miata/r	LTD Racing / Marbledal
Not classified									
DNS	#70	Jimmy Locke	SM2		DNS			Mazda Miata/r	NorthEast Earth Mecha
DNS	#18	Dave Valliere	SM2		DNS			Mazda Miata/t	northeast foreign cars i
SSM									
1	#86	Mark Wheatley	SSM	15		20:32.592	1:20.068	Mazda Miata/c	
2	#50	Christopher Milton-Hall	SSM	14	1 Lap	19:34.349	1:21.525	Mazda Miata/c	Automaster Collision C
3	#71	Andrew Wickline	SSM	14	1 Lap	20:01.973	1:21.930	Mazda miata/v	
4	#115	Simon Kennedy	SSM	14	1 Lap	20:08.235	1:21.240	Mazda Miata/v	
5	#53	Alan Dunklee	SSM	14	1 Lap	20:17.694	1:22.015	Mazda Miata/F	Dunklee Excavation
6	#78	Peter Fail	SSM	1	14 Laps	2:27.902		Mazda Miata/v	mopydick
STL									
1	#144	Dave Kuchrawy	STL	15		20:04.550	1:18.635	Mazda Miata/E	
2	#16	Rob Sturgis	STL		15 Laps	0.000		Mazda Miata/C	G&M Services/Lowrider

Announcements

Time Prov 1049 Time Final 1119

Margin of Victory	Avg. Speed	Best Lap Tm	Best Speed	Best Lap by
12.819	73.932	1:15.335	76.458	#74 - Frank Capobianco

Joshua Underwood, Chief of Timing & Scoring

Orbits

Bob Introne, Chief Steward / Jack Hanifan, Chairman SOM

www.mylaps.com

Licensed to: NEDiv

Page 1/2



New England Region NERRC Memorial Day Weekend Official Race Result



Memorial Day Weekend Regionals and CRE

Sorted on Laps

Grp 5 - SSM, SM2, STU, STL

New Hampshire Mtr Spdwy S/F 1.600 miles

Race 2 #16-R-4239-S

2016-05-29 09:55

Race (18:00 and 1 Laps) started at 10:26:35

Pos	No.	Name	Class	Laps	Diff	Total Tm	Best Tm	Make-Model	Sponsor
STU									
1	#74	Frank Capobianco	STU	15		19:28.637	1:15.335	BMW 325i/whi	Capo Brothers Inc/Rac
2	#13	Robert Reed	STU	15	12.819	19:41.456	1:16.951	Mazda Miata/C	LTD Racing
3	#05	Dwayne Bennett	STU	15	12.950	19:41.587	1:17.445	Mazda Miata/E	LTD Racing
4	#121	Gregory Pecora	STU	10	5 Laps	14:59.701	1:18.979	Mazda Mx 5 c	Pecora Motorsports No
5	#02	Gary Hiniker	STU	1	14 Laps	2:29.368		BMW E36/Mar	TheAutoBlonde.com
6	#61	Wieslaw Gronek	STU	1	14 Laps	2:42.332		Mazda Miata/S	

Announcements

Time Prov 1049 Time Final 1119

Margin of Victory	Avg. Speed	Best Lap Tm	Best Speed	Best Lap by
12.819	73.932	1:15.335	76.458	#74 - Frank Capobianco

Joshua Underwood, Chief of Timing & Scoring

Orbits

Bob Introne, Chief Steward / Jack Hanifan, Chairman SOM

www.mylaps.com

Licensed to: NEDiv

Page 2/2

Memorial Day Weekend Regionals and CRE

Lapchart


Grp 5 - SSM, SM2, STU, STL

New Hampshire Mtr Spdway S/F 1.600 miles

Race 2 #16-R-4239-S

2016-05-29 09:55

Race (18:00 and 1 Laps) started at 10:26:35



Competitors	Laps	Laps															
		0	1	2	3	4	5	6	7	8	9	10	11	12	13	14	15
Rob Sturgis (#16)	1	#16	#05	#05	#05	#05	#74	#74	#74	#74	#74	#74	#74	#74	#74	#74	#74
Robert Reed (#13)	2	#13	#13	#13	#13	#13	#05	#05	#05	#05	#05	#05	#05	#05	#05	#13	#13
Tom Bogar (#30)	3	#30	#30	#30	#30	#74	#13	#13	#13	#13	#13	#13	#13	#13	#05	#05	
Dwayne Bennett (#05)	4	#05	#73	#74	#74	#30	#30	#30	#30	#30	#30	#30	#30	#30	#30	#30	#30
Gregory Pecora (#121)	5	#121	#101	#73	#73	#73	#73	#73	#73	#73	#73	#73	#73	#73	#73	#73	#73
Xiang Li (#73)	6	#73	#144	#101	#101	#101	#101	#101	#101	#101	#101	#101	#101	#101	#101	#101	#101
Evan Karl (#101)	7	#101	#181	#144	#144	#144	#144	#144	#144	#144	#144	#144	#144	#144	#144	#144	#19
Gary Hiniker (#02)	8	#02	#19	#181	#181	#181	#181	#181	#181	#181	#181	#19	#19	#19	#19	#19	#144
Dave Kuchrawy (#144)	9	#144	#8	#19	#19	#19	#19	#19	#19	#19	#19	#181	#181	#181	#181	#181	#181
Peter Faill (#78)	10	#78	#74	#8	#8	#8	#8	#8	#8	#8	#8	#8	#8	#8	#8	#8	#8
Marc Ulan (#181)	11	#181	#86	#86	#86	#86	#86	#86	#86	#86	#86	#86	#86	#86	#86	#86	#86
Shelby Churchill (#19)	12	#19	#35	#35	#35	#35	#35	#35	#35	#121	#08	#08	#08	#08	#08	#08	#08
Keith Knickerbocker (#14)	13	#14	#50	#50	#50	#50	#50	#121	#121	#35	#35	#50	#50	#91	#91	#91	#91
Daniel Meade (#8)	14	#8	#33	#33	#33	#33	#00	#50	#50	#50	#50	#35	#91	#35	#35	#35	#35
Robert Karl Jr. (#08)	15	#08	#00	#00	#00	#00	#33	#00	#00	#00	#00	#91	#35	#50	#50	#50	#50
Mark Wheatley (#86)	16	#86	#91	#91	#91	#91	#121	#91	#91	#08	#91	#00	#00	#00	#00	#00	#00
Wieslaw Groniek (#61)	17	#61	#121	#121	#121	#121	#91	#33	#08	#91	#33	#33	#33	#33	#33	#33	#33
Dominic Karl (#35)	18	#35	#115	#115	#71	#71	#08	#08	#33	#33	#71	#71	#71	#14	#14	#14	#14
Jeff Longo (#06)	19	#06	#71	#71	#115	#08	#71	#71	#71	#71	#14	#14	#14	#14	#71	#71	#71
Kent Vaccaro (#00)	20	#00	#7	#7	#08	#14	#14	#14	#14	#14	#14	#121	#115	#115	#115	#115	#115
Anthony Vaccaro (#91)	21	#91	#53	#53	#14	#7	#7	#7	#115	#115	#53	#53	#53	#53	#53	#53	#53
Frank Capobianco (#74)	22	#74	#14	#14	#7	#115	#115	#115	#7	#53	#115	#20	#20	#20	#20	#20	#20
Robert Karl (#20)	23	#20	#08	#08	#53	#53	#53	#53	#53	#7	#20	#7	#7	#7	#7	#7	#7
Rebecca Harvey (#33)	24	#33	#20	#20	#20	#20	#20	#20	#20	#7	#121						
Alan Dunklee (#53)	25	#53	#06														
Christopher Milton-Hall (#50)	26	#50	#78														
Simon Kennedy (#115)	27	#115	#02														
Isaac Miskoe (#7)	28	#7	#61														
Andrew Wickline (#71)	29	#71															
-	30																

Joshua Underwood, Chief of Timing & Scoring

Bob Introne, Chief Steward / Jack Hanifan, Chairman SOM

Orbits

www.mylaps.com
Licensed to: NEDIV



New England Region NERRC Memorial Day Weekend Official Race Result



Memorial Day Weekend Regionals and CRE

Grp 5 - SSM, SM2, STU, STL

New Hampshire Mtr Spdway S/F 1.600 miles

Race 2 #16-R-4239-S

2016-05-29 09:55

Race (18:00 and 1 Laps) started at 10:26:35

Lap	Lap Tm	Diff	Time of Day
(#74) Frank Capobianco			
1	1:25.477	+10.142	10:28:03.955
2	1:21.246	+5.911	10:29:25.201
3	1:17.309	+1.974	10:30:42.510
4	1:16.578	+1.243	10:31:59.088
5	1:16.426	+1.091	10:33:15.514
6	1:16.327	+0.992	10:34:31.841
7	1:15.335		10:35:47.176
8	1:15.997	+0.662	10:37:03.173
9	1:18.573	+3.238	10:38:21.746
10	1:15.488	+0.153	10:39:37.234
11	1:15.820	+0.485	10:40:53.054
12	1:19.159	+3.824	10:42:12.213
13	1:16.424	+1.089	10:43:28.637
14	1:18.561	+3.226	10:44:47.198
15	1:16.499	+1.164	10:46:03.697
(#13) Robert Reed			
1	1:22.596	+5.645	10:27:57.789
2	1:25.080	+8.129	10:29:22.869
3	1:18.038	+1.087	10:30:40.907
4	1:17.782	+0.831	10:31:58.689
5	1:18.251	+1.300	10:33:16.940
6	1:17.798	+0.847	10:34:34.738
7	1:18.111	+1.160	10:35:52.849
8	1:17.727	+0.776	10:37:10.576
9	1:17.793	+0.842	10:38:28.369
10	1:19.503	+2.552	10:39:47.872
11	1:16.951		10:41:04.823
12	1:17.369	+0.418	10:42:22.192
13	1:17.870	+0.919	10:43:40.062
14	1:17.874	+0.923	10:44:57.936
15	1:18.580	+1.629	10:46:16.516
(#05) Dwayne Bennett			
1	1:21.576	+4.131	10:27:56.930
2	1:24.891	+7.446	10:29:21.821
3	1:17.445		10:30:39.266
4	1:17.856	+0.411	10:31:57.122
5	1:18.582	+1.137	10:33:15.704
6	1:18.826	+1.381	10:34:34.530
7	1:17.844	+0.399	10:35:52.374
8	1:17.532	+0.087	10:37:09.906
9	1:18.044	+0.599	10:38:27.950
10	1:18.344	+0.899	10:39:46.294
11	1:17.917	+0.472	10:41:04.211
12	1:17.641	+0.196	10:42:21.852
13	1:17.885	+0.440	10:43:39.737
14	1:18.794	+1.349	10:44:58.531
15	1:18.116	+0.671	10:46:16.647
(#30) Tom Bogar			
1	1:23.726	+5.751	10:27:59.080
2	1:24.410	+6.435	10:29:23.490
3	1:18.591	+0.616	10:30:42.081
4	1:19.405	+1.430	10:32:01.486
5	1:18.779	+0.804	10:33:20.265
6	1:17.975		10:34:38.240
7	1:18.313	+0.338	10:35:56.553
8	1:18.103	+0.128	10:37:14.656

Lap	Lap Tm	Diff	Time of Day
9	1:18.325	+0.350	10:38:32.981
10	1:19.491	+1.516	10:39:52.472
11	1:19.644	+1.669	10:41:12.116
12	1:19.528	+1.553	10:42:31.644
13	1:19.030	+1.055	10:43:50.674
14	1:18.554	+0.579	10:45:09.228
15	1:20.347	+2.372	10:46:29.575
(#73) Xiang Li			
1	1:23.655	+5.741	10:27:59.324
2	1:25.917	+8.003	10:29:25.241
3	1:18.875	+0.961	10:30:44.116
4	1:18.336	+0.422	10:32:02.452
5	1:18.459	+0.545	10:33:20.911
6	1:18.492	+0.578	10:34:39.403
7	1:18.038	+0.124	10:35:57.441
8	1:17.914		10:37:15.355
9	1:18.142	+0.228	10:38:33.497
10	1:20.638	+2.724	10:39:54.135
11	1:22.496	+4.582	10:41:16.631
12	1:19.335	+1.421	10:42:35.966
13	1:18.794	+0.880	10:43:54.760
14	1:18.410	+0.496	10:45:13.170
15	1:19.376	+1.462	10:46:32.546
(#101) Evan Karl			
1	1:24.940	+6.348	10:28:00.949
2	1:26.294	+7.702	10:29:27.243
3	1:19.280	+0.688	10:30:46.523
4	1:18.837	+0.245	10:32:05.360
5	1:20.790	+2.198	10:33:26.150
6	1:18.803	+0.211	10:34:44.953
7	1:18.724	+0.132	10:36:03.677
8	1:19.014	+0.422	10:37:22.691
9	1:18.592		10:38:41.283
10	1:19.078	+0.486	10:40:00.361
11	1:19.635	+1.043	10:41:19.996
12	1:19.273	+0.681	10:42:39.269
13	1:19.632	+1.040	10:43:58.901
14	1:19.595	+1.003	10:45:18.496
15	1:19.997	+1.405	10:46:38.493
(#19) Shelby Churchill			
1	1:25.583	+6.913	10:28:02.734
2	1:27.165	+8.495	10:29:29.899
3	1:19.399	+0.729	10:30:49.298
4	1:18.828	+0.158	10:32:08.126
5	1:19.504	+0.834	10:33:27.630
6	1:19.013	+0.343	10:34:46.643
7	1:19.514	+0.844	10:36:06.157
8	1:18.890	+0.220	10:37:25.047
9	1:19.197	+0.527	10:38:44.244
10	1:19.277	+0.607	10:40:03.521
11	1:19.770	+1.100	10:41:23.291
12	1:18.670		10:42:41.961
13	1:19.030	+0.360	10:44:00.991
14	1:18.781	+0.111	10:45:19.772
15	1:19.177	+0.507	10:46:38.949
(#144) Dave Kuchrawy			
1	1:24.585	+5.950	10:28:01.362

Lap	Lap Tm	Diff	Time of Day
2	1:26.514	+7.879	10:29:27.876
3	1:19.144	+0.509	10:30:47.020
4	1:19.159	+0.524	10:32:06.179
5	1:20.492	+1.857	10:33:26.671
6	1:18.770	+0.135	10:34:45.441
7	1:18.804	+0.169	10:36:04.245
8	1:19.004	+0.369	10:37:23.249
9	1:18.635		10:38:41.884
10	1:18.727	+0.092	10:40:00.611
11	1:20.074	+1.439	10:41:20.685
12	1:19.598	+0.963	10:42:40.283
13	1:19.926	+1.291	10:44:00.209
14	1:19.249	+0.614	10:45:19.458
15	1:20.152	+1.517	10:46:39.610
(#181) Marc Ulan			
1	1:24.660	+5.823	10:28:01.550
2	1:27.297	+8.460	10:29:28.847
3	1:18.993	+0.156	10:30:47.840
4	1:19.106	+0.269	10:32:06.946
5	1:20.163	+1.326	10:33:27.109
6	1:19.178	+0.341	10:34:46.287
7	1:19.434	+0.597	10:36:05.721
8	1:18.837		10:37:24.558
9	1:19.194	+0.357	10:38:43.752
10	1:20.306	+1.469	10:40:04.058
11	1:19.500	+0.663	10:41:23.558
12	1:20.399	+1.562	10:42:43.957
13	1:19.480	+0.643	10:44:03.437
14	1:19.873	+1.036	10:45:23.310
15	1:20.118	+1.281	10:46:43.428
(#8) Daniel Meade			
1	1:26.428	+7.347	10:28:03.785
2	1:28.288	+9.207	10:29:32.073
3	1:19.965	+0.884	10:30:52.038
4	1:19.983	+0.902	10:32:12.021
5	1:19.968	+0.887	10:33:31.989
6	1:19.090	+0.009	10:34:51.079
7	1:19.081		10:36:10.160
8	1:20.078	+0.997	10:37:30.238
9	1:19.631	+0.550	10:38:49.869
10	1:19.757	+0.676	10:40:09.626
11	1:19.851	+0.770	10:41:29.477
12	1:19.147	+0.066	10:42:48.624
13	1:19.940	+0.859	10:44:08.564
14	1:19.271	+0.190	10:45:27.835
15	1:20.690	+1.609	10:46:48.525
(#86) Mark Wheatley			
1	1:26.704	+6.636	10:28:04.298
2	1:28.706	+8.638	10:29:33.004
3	1:20.068		10:30:53.072
4	1:20.875	+0.807	10:32:13.947
5	1:20.986	+0.918	10:33:34.933
6	1:21.403	+1.335	10:34:56.336
7	1:21.644	+1.576	10:36:17.980
8	1:21.157	+1.089	10:37:39.137
9	1:20.995	+0.927	10:39:00.132
10	1:21.488	+1.420	10:40:21.620
11	1:21.166	+1.098	10:41:42.786

Joshua Underwood, Chief of Timing & Scoring

Orbits

Bob Introne, Chief Steward / Jack Hanifan, Chairman SOM

Joshua Underwood

www.mylaps.com

Licensed to: NEDIV



New England Region NERRC Memorial Day Weekend Official Race Result



Memorial Day Weekend Regionals and CRE

Grp 5 - SSM, SM2, STU, STL

New Hampshire Mtr Spdway S/F 1.600 miles

Race 2 #16-R-4239-S

2016-05-29 09:55

Race (18:00 and 1 Laps) started at 10:26:35

Lap	Lap Tm	Diff	Time of Day
(#7) Isaac Miskoe			
1	1:37.744	+12.278	10:28:17.561
2	1:30.199	+4.733	10:29:47.760
3	1:28.036	+2.570	10:31:15.796
4	1:27.130	+1.664	10:32:42.926
5	1:27.225	+1.759	10:34:10.151
6	1:25.466		10:35:35.617
7	1:26.115	+0.649	10:37:01.732
8	1:26.456	+0.990	10:38:28.188
9	1:28.306	+2.840	10:39:56.494
10	1:29.132	+3.666	10:41:25.626
11	1:27.242	+1.776	10:42:52.868
12	1:26.891	+1.425	10:44:19.759
13	1:26.579	+1.113	10:45:46.338
14	1:28.643	+3.177	10:47:14.981

(#121) Gregory Pecora			
1	1:39.252	+20.273	10:28:14.890
2	1:29.461	+10.482	10:29:44.351
3	1:21.662	+2.683	10:31:06.013
4	1:18.979		10:32:24.992
5	1:20.781	+1.802	10:33:45.773
6	1:19.844	+0.865	10:35:05.617
7	1:21.789	+2.810	10:36:27.406
8	1:20.238	+1.259	10:37:47.644
p9	1:56.637	+37.658	10:39:44.281
p10	1:50.480	+31.501	10:41:34.761

(#06) Jeff Longo			
p1	2:14.441	3:58:40.334	10:28:52.222

(#78) Peter Fail			
p1	2:26.151	3:58:28.624	10:29:02.962

(#02) Gary Hiniker			
p1	2:28.108	3:58:26.667	10:29:04.428

(#61) Wieslaw Gronek			
p1	2:39.757	3:58:15.018	10:29:17.392

Lap Lap Tm Diff Time of Day

Lap Lap Tm Diff Time of Day

Joshua Underwood, Chief of Timing & Scoring

Orbits

Bob Introne, Chief Steward / Jack Hanifan, Chairman SOM

www.mylaps.com
Licensed to: NEDiv



New England Region NERRC Memorial Day Weekend Official Race Result



Memorial Day Weekend Regionals and CRE

Sorted on Best Lap time

Grp 5 - SSM, SM2, STU, STL

New Hampshire Mtr Spdway S/F 1.600 miles

Race 2 #16-R-4239-S

2016-05-29 09:55

Race (18:00 and 1 Laps) started at 10:26:35

Pos	No.	Name	Class	Best Tm	Diff	Best Speed	In Lap	Make-Model	Sponsor
SM2									
1	#73	Xiang Li	SM2	1:17.914		73.928	8	Mazda Spec Miata/	
2	#30	Tom Bogar	SM2	1:17.975	0.061	73.870	6	Mazda Miata/Black	AUTEX MAZDA KEE
3	#101	Evan Karl	SM2	1:18.592	0.678	73.290	9	Mazda Miata/White	BK Motorsports
4	#19	Shelby Churchill	SM2	1:18.670	0.756	73.217	12	Mazda Miata/Black	
5	#181	Marc Ulan	SM2	1:18.837	0.923	73.062	8	Mazda Miata/white,	
6	#8	Daniel Meade	SM2	1:19.081	1.167	72.837	7	Mazda Miata/white	
7	#08	Robert Karl Jr.	SM2	1:19.418	1.504	72.528	7	Mazda Miata/Yellow	BK Motorsports
8	#14	Keith Knickerbocker	SM2	1:20.663	2.749	71.408	13	Mazda Miata/black	Knickerbocker by D
9	#91	Anthony Vaccaro	SM2	1:21.480	3.566	70.692	14	Mazda Miata/Blue (Flatout Motorsport:
10	#00	Kent Vaccaro	SM2	1:21.540	3.626	70.640	8	Mazda Miata/Blue (Flatout Motorsport:
11	#33	Rebecca Harvey	SM2	1:21.896	3.982	70.333	14	Mazda Miata/Blue	Road Rebels
12	#20	Robert Karl	SM2	1:21.985	4.071	70.257	4	Mazda Miata/White	BK Motorsports
13	#35	Dominic Karl	SM2	1:22.007	4.093	70.238	5	Mazda Miata/Red V	BK Motorsports
14	#7	Isaac Miskoe	SM2	1:25.466	7.552	67.395	6	Mazda Miata/Yellow	WhoopAss Race Fu
15	#06	Jeff Longo	SM2			-	0	Mazda Miata/red	LTD Racing / Marbl
Not classified									
DNS	#70	Jimmy Locke	SM2			-	0	Mazda Miata/rusty	NorthEast Earth Me
DNS	#18	Dave Valliere	SM2			-	0	Mazda Miata/blue	northeast foreign c
SSM									
1	#86	Mark Wheatley	SSM	1:20.068		71.939	3	Mazda Miata/Silver	
2	#115	Simon Kennedy	SSM	1:21.240	1.172	70.901	14	Mazda Miata/white	
3	#50	Christopher Milton-Hall	SSM	1:21.525	1.457	70.653	10	Mazda Miata/green	Automaster Collisic
4	#71	Andrew Wickline	SSM	1:21.930	1.862	70.304	13	Mazda miata/white	
5	#53	Alan Dunklee	SSM	1:22.015	1.947	70.231	5	Mazda Miata/Purpk	Dunklee Excavator
6	#78	Peter Faill	SSM			-	0	Mazda Miata/white	mopydick
STL									
1	#144	Dave Kuchrawy	STL	1:18.635		73.250	9	Mazda Miata/Black	
2	#16	Rob Sturgis	STL			-	0	Mazda Miata/Grey/	G&M Services/Low
STU									
1	#74	Frank Capobianco	STU	1:15.335		76.458	7	BMW 325i/white	Capo Brothers Inc/
2	#13	Robert Reed	STU	1:16.951	1.616	74.853	11	Mazda Miata/Greer	LTD Racing

Announcements

Time Prov 1049 Time Final 1119

Joshua Underwood, Chief of Timing & Scoring

Orbits

Bob Introne, Chief Steward / Jack Hanifan, Chairman SOM

www.mylaps.com
Licensed to: NEDiv



**New England Region
NERRC Memorial Day Weekend
Official Race Result**



Memorial Day Weekend Regionals and CRE

Sorted on Best Lap time

Grp 5 - SSM, SM2, STU, STL

New Hampshire Mtr Spdway S/F 1.600 miles

Race 2 #16-R-4239-S

2016-05-29 09:55

Race (18:00 and 1 Laps) started at 10:26:35

Pos	No.	Name	Class	Best Tm	Diff	Best Speed	In Lap	Make-Model	Sponsor
3	#05	Dwayne Bennett	STU	1:17.445	2.110	74.375	3	Mazda Miata/Black	LTD Racing
4	#121	Gregory Pecora	STU	1:18.979	3.644	72.931	4	Mazda Mx 5 cup ca	Pecora Motorsports
5	#02	Gary Hiniker	STU			-	0	BMW E36/Maroon	TheAutoBlonde.cor
6	#61	Wieslaw Groniek	STU			-	0	Mazda Miata/Silver	

Announcements

Time Prov 1049 Time Final 1119

Joshua Underwood, Chief of Timing & Scoring

Orbits

Bob Introne, Chief Steward / Jack Hanifan, Chairman SOM

www.mylaps.com
Licensed to: NEDiv



New England Region NERRC Memorial Day Weekend Official Race Result



Memorial Day Weekend Regionals and CRE

Sorted on Laps

Grp 6 - SRF, SRF3, EVSR, SPU

New Hampshire Mtr Spdway S/F 1.600 miles

Race 2 #16-R-4239-S

2016-05-29 10:20

Race (18:00 and 1 Laps) started at 11:06:39

Pos	No.	Name	Class	Laps	Diff	Total Tm	Best Tm	Make-Model	Sponsor
1	#8	David Ferguson	SRF3	16		19:39.723	1:12.748	Spec Racer Fo	
2	#16	Roger Feghali	SRF3	16	19.471	19:59.194	1:13.693	Ford spec race	na
3	#20	Steve Owens	SRF	16	35.449	20:15.172	1:15.184	SCCA SRF/Yell	Finish Line Product Dev
4	#34	Scott James	SRF	16	37.180	20:16.903	1:14.597	SCCA Enterpri:	Chicane Racing/Motion
5	#17	Steven Spano	SRF	16	44.550	20:24.273	1:14.473	Ford SRF/Whit	Black Flag Racing
6	#62	Thomas Kirchman	SRF	16	45.691	20:25.414	1:15.500	SCCA Enterpri:	
7	#31	Leslie Kurz	SRF	16	46.747	20:26.470	1:15.471	Spec Racer Fo	
8	#69	Mark Saviet	SRF	16	52.022	20:31.745	1:15.620	Spec Racer Fo	DADDYLUBE - 'Service
9	#25	Ed Tisdale	SRF3	10	6 Laps	12:27.025	1:13.546	SCCA Enterpri:	OTT Communications

Announcements

Time Prov 1127 Time Final 1157

Margin of Victory	Avg. Speed	Best Lap Tm	Best Speed	Best Lap by
19.471	78.120	1:12.748	79.177	#8 - David Ferguson

Joshua Underwood, Chief of Timing & Scoring

Orbits

Bob Introne, Chief Steward / Jack Hanifan, Chairman SOM

www.mylaps.com

Licensed to: NEDiv



**New England Region
NERRC Memorial Day Weekend
Official Race Result**



Memorial Day Weekend Regionals and CRE

Sorted on Laps


Grp 6 - SRF, SRF3, EVSR, SPU

New Hampshire Mtr Spdway S/F 1.600 miles

Race 2 #16-R-4239-S

2016-05-29 10:20

Race (18:00 and 1 Laps) started at 11:06:39



Pos	No.	Name	Class	Laps	Diff	Total Tm	Best Tm	Make-Model	Sponsor
SRF									
1	#20	Steve Owens	SRF	16		20:15.172	1:15.184	SCCA SRF/Yell	Finish Line Product Dev
2	#34	Scott James	SRF	16	1.731	20:16.903	1:14.597	SCCA Enterpri:	Chicane Racing/Motion
3	#17	Steven Spano	SRF	16	9.101	20:24.273	1:14.473	Ford SRF/Whit	Black Flag Racing
4	#62	Thomas Kirchman	SRF	16	10.242	20:25.414	1:15.500	SCCA Enterpri:	
5	#31	Leslie Kurz	SRF	16	11.298	20:26.470	1:15.471	Spec Racer Fo	
6	#69	Mark Saviet	SRF	16	16.573	20:31.745	1:15.620	Spec Racer Fo	DADDYLUBE - 'Service
SRF3									
1	#8	David Ferguson	SRF3	16		19:39.723	1:12.748	Spec Racer Fo	
2	#16	Roger Feghali	SRF3	16	19.471	19:59.194	1:13.693	Ford spec race	na
3	#25	Ed Tisdale	SRF3	10	6 Laps	12:27.025	1:13.546	SCCA Enterpri:	OTT Communications

Announcements

Time Prov 1127 Time Final 1157

Margin of Victory	Avg. Speed	Best Lap Tm	Best Speed	Best Lap by
19.471	78.120	1:12.748	79.177	#8 - David Ferguson

Joshua Underwood, Chief of Timing & Scoring

Orbits

Bob Introne, Chief Steward / Jack Hanifan, Chairman SOM

www.mylaps.com

Licensed to: NEDiv

Memorial Day Weekend Regionals and CRE

Lapchart


Grp 6 - SRF, SRF3, EVSR, SPU

New Hampshire Mtr Spdway S/F 1.600 miles

Race 2 #16-R-4239-S

2016-05-29 10:20


Race (18:00 and 1 Laps) started at 11:06:39



Competitors	Laps																
	0	1	2	3	4	5	6	7	8	9	10	11	12	13	14	15	16
David Ferguson (#8)	1	#8	#8	#8	#8	#8	#8	#8	#8	#8	#8	#8	#8	#8	#8	#8	#8
Roger Feghali (#16)	2	#16	#16	#16	#16	#16	#16	#16	#16	#16	#16	#16	#16	#16	#16	#16	#16
Steve Owens (#20)	3	#20	#25	#25	#25	#25	#25	#25	#25	#25	#25	#20	#20	#20	#20	#20	#20
Steven Spano (#17)	4	#17	#20	#20	#20	#20	#20	#20	#20	#20	#20	#17	#17	#34	#17	#17	#34
Ed Tisdale (#25)	5	#25	#17	#17	#17	#17	#17	#17	#17	#17	#17	#34	#34	#17	#34	#34	#17
Mark Saviet (#69)	6	#69	#69	#69	#69	#69	#34	#34	#34	#34	#34	#34	#62	#62	#62	#62	#62
Thomas Kirchman (#62)	7	#62	#62	#62	#62	#34	#69	#69	#62	#62	#62	#62	#31	#31	#31	#31	#31
Leslie Kurz (#31)	8	#31	#34	#34	#34	#62	#62	#62	#31	#31	#31	#31	#69	#69	#69	#69	#69
Scott James (#34)	9	#34	#31	#31	#31	#31	#31	#69	#69	#69	#69						



New England Region NERRC Memorial Day Weekend Official Race Result



Memorial Day Weekend Regionals and CRE

Grp 6 - SRF, SRF3, EVSR, SPU

New Hampshire Mtr Spdway S/F 1.600 miles

Race 2 #16-R-4239-S

2016-05-29 10:20

Race (18:00 and 1 Laps) started at 11:06:39

Lap	Lap Tm	Diff	Time of Day
(#8) David Ferguson			
1	1:15.846	+3.098	11:07:55.785
2	1:13.991	+1.243	11:09:09.776
3	1:14.224	+1.476	11:10:24.000
4	1:13.718	+0.970	11:11:37.718
5	1:13.819	+1.071	11:12:51.537
6	1:13.759	+1.011	11:14:05.296
7	1:14.224	+1.476	11:15:19.520
8	1:13.723	+0.975	11:16:33.243
9	1:13.250	+0.502	11:17:46.493
10	1:13.084	+0.336	11:18:59.577
11	1:13.186	+0.438	11:20:12.763
12	1:13.452	+0.704	11:21:26.215
13	1:13.147	+0.399	11:22:39.362
14	1:13.493	+0.745	11:23:52.855
15	1:12.748		11:25:05.603
16	1:14.059	+1.311	11:26:19.662

Lap	Lap Tm	Diff	Time of Day
(#16) Roger Feghali			
1	1:17.118	+3.425	11:07:57.122
2	1:15.558	+1.865	11:09:12.680
3	1:14.071	+0.378	11:10:26.751
4	1:14.659	+0.966	11:11:41.410
5	1:15.247	+1.554	11:12:56.657
6	1:14.481	+0.788	11:14:11.138
7	1:13.913	+0.220	11:15:25.051
8	1:14.076	+0.383	11:16:39.127
9	1:13.693		11:17:52.820
10	1:13.876	+0.183	11:19:06.696
11	1:15.726	+2.033	11:20:22.422
12	1:15.237	+1.544	11:21:37.659
13	1:15.120	+1.427	11:22:52.779
14	1:14.558	+0.865	11:24:07.337
15	1:14.435	+0.742	11:25:21.772
16	1:17.361	+3.668	11:26:39.133

Lap	Lap Tm	Diff	Time of Day
(#20) Steve Owens			
1	1:18.293	+3.109	11:07:58.454
2	1:15.602	+0.418	11:09:14.056
3	1:15.415	+0.231	11:10:29.471
4	1:15.676	+0.492	11:11:45.147
5	1:15.184		11:13:00.331
6	1:15.853	+0.669	11:14:16.184
7	1:16.044	+0.860	11:15:32.228
8	1:15.881	+0.697	11:16:48.109
9	1:16.128	+0.944	11:18:04.237
10	1:16.146	+0.962	11:19:20.383
11	1:16.300	+1.116	11:20:36.683
12	1:16.634	+1.450	11:21:53.317
13	1:15.504	+0.320	11:23:08.821
14	1:15.595	+0.411	11:24:24.416
15	1:15.479	+0.295	11:25:39.895
16	1:15.216	+0.032	11:26:55.111

Lap	Lap Tm	Diff	Time of Day
(#34) Scott James			
1	1:19.732	+5.135	11:08:00.983
2	1:17.751	+3.154	11:09:18.734
3	1:16.315	+1.718	11:10:35.049
4	1:16.258	+1.661	11:11:51.307
5	1:15.646	+1.049	11:13:06.953

Lap	Lap Tm	Diff	Time of Day
6	1:16.175	+1.578	11:14:23.128
7	1:15.781	+1.184	11:15:38.909
8	1:15.335	+0.738	11:16:54.244
9	1:15.351	+0.754	11:18:09.595
10	1:15.255	+0.658	11:19:24.850
11	1:15.528	+0.931	11:20:40.378
12	1:15.470	+0.873	11:21:55.848
13	1:14.777	+0.180	11:23:10.625
14	1:15.724	+1.127	11:24:26.349
15	1:14.597		11:25:40.946
16	1:15.896	+1.299	11:26:56.842

Lap	Lap Tm	Diff	Time of Day
(#17) Steven Spano			
1	1:19.017	+4.544	11:07:59.246
2	1:15.437	+0.964	11:09:14.683
3	1:15.266	+0.793	11:10:29.949
4	1:15.783	+1.310	11:11:45.732
5	1:14.982	+0.509	11:13:00.714
6	1:15.978	+1.505	11:14:16.692
7	1:21.101	+6.628	11:15:37.793
8	1:15.704	+1.231	11:16:53.497
9	1:15.639	+1.166	11:18:09.136
10	1:15.404	+0.931	11:19:24.540
11	1:15.591	+1.118	11:20:40.131
12	1:15.374	+0.901	11:21:55.505
13	1:15.539	+1.066	11:23:11.044
14	1:15.059	+0.586	11:24:26.103
15	1:14.473		11:25:40.576
16	1:23.636	+9.163	11:27:04.212

Lap	Lap Tm	Diff	Time of Day
(#62) Thomas Kirchman			
1	1:20.136	+4.636	11:08:00.800
2	1:17.606	+2.106	11:09:18.406
3	1:16.430	+0.930	11:10:34.836
4	1:17.359	+1.859	11:11:52.195
5	1:16.100	+0.600	11:13:08.295
6	1:16.535	+1.035	11:14:24.830
7	1:16.023	+0.523	11:15:40.853
8	1:16.436	+0.936	11:16:57.289
9	1:16.241	+0.741	11:18:13.530
10	1:15.931	+0.431	11:19:29.461
11	1:16.259	+0.759	11:20:45.720
12	1:16.143	+0.643	11:22:01.863
13	1:15.500		11:23:17.363
14	1:16.172	+0.672	11:24:33.535
15	1:15.805	+0.305	11:25:49.340
16	1:16.013	+0.513	11:27:05.353

Lap	Lap Tm	Diff	Time of Day
(#31) Leslie Kurz			
1	1:21.149	+5.678	11:08:02.012
2	1:17.464	+1.993	11:09:19.476
3	1:17.424	+1.953	11:10:36.900
4	1:16.330	+0.859	11:11:53.230
5	1:16.321	+0.850	11:13:09.551
6	1:15.782	+0.311	11:14:25.333
7	1:16.200	+0.729	11:15:41.533
8	1:16.305	+0.834	11:16:57.838
9	1:16.016	+0.545	11:18:13.854
10	1:16.460	+0.989	11:19:30.314
11	1:16.111	+0.640	11:20:46.425
12	1:15.821	+0.350	11:22:02.246

Lap	Lap Tm	Diff	Time of Day
13	1:15.471		11:23:17.717
14	1:16.668	+1.197	11:24:34.385
15	1:16.002	+0.531	11:25:50.387
16	1:16.022	+0.551	11:27:06.409

Lap	Lap Tm	Diff	Time of Day
(#69) Mark Saviet			
1	1:19.974	+4.354	11:08:00.585
2	1:17.296	+1.676	11:09:17.881
3	1:16.615	+0.995	11:10:34.496
4	1:16.736	+1.116	11:11:51.232
5	1:16.845	+1.225	11:13:08.077
6	1:16.550	+0.930	11:14:24.627
7	1:18.094	+2.474	11:15:42.721
8	1:16.760	+1.140	11:16:59.481
9	1:16.087	+0.467	11:18:15.568
10	1:16.460	+0.840	11:19:32.028
11	1:17.305	+1.685	11:20:49.333
12	1:16.305	+0.685	11:22:05.638
13	1:15.620		11:23:21.258
14	1:15.959	+0.339	11:24:37.217
15	1:17.413	+1.793	11:25:54.630
16	1:17.054	+1.434	11:27:11.684

Lap	Lap Tm	Diff	Time of Day
(#25) Ed Tisdale			
1	1:17.033	+3.487	11:07:57.377
2	1:15.737	+2.191	11:09:13.114
3	1:14.561	+1.015	11:10:27.675
4	1:14.972	+1.426	11:11:42.647
5	1:14.415	+0.869	11:12:57.062
6	1:14.683	+1.137	11:14:11.745
7	1:14.035	+0.489	11:15:25.780
8	1:14.014	+0.468	11:16:39.794
9	1:13.624	+0.078	11:17:53.418
10	1:13.546		11:19:06.964

Joshua Underwood, Chief of Timing & Scoring

Orbits

Bob Introne, Chief Steward / Jack Hanifan, Chairman SOM

Joshua Underwood

www.mylaps.com
Licensed to: NEDiv



**New England Region
NERRC Memorial Day Weekend
Official Race Result**



Memorial Day Weekend Regionals and CRE

Sorted on Best Lap time

Grp 6 - SRF, SRF3, EVSR, SPU

New Hampshire Mtr Spdway S/F 1.600 miles

Race 2 #16-R-4239-S

2016-05-29 10:20

Race (18:00 and 1 Laps) started at 11:06:39

Pos	No.	Name	Class	Best Tm	Diff	Best Speed	In Lap	Make-Model	Sponsor
SRF									
1	#17	Steven Spano	SRF	1:14.473		77.343	15	Ford SRF/White an	Black Flag Racing
2	#34	Scott James	SRF	1:14.597	0.124	77.215	15	SCCA Enterprises S	Chicane Racing/Mo
3	#20	Steve Owens	SRF	1:15.184	0.711	76.612	5	SCCA SRF/Yellow/E	Finish Line Product
4	#31	Leslie Kurz	SRF	1:15.471	0.998	76.321	13	Spec Racer Ford/pi	
5	#62	Thomas Kirchman	SRF	1:15.500	1.027	76.291	13	SCCA Enterprises S	
6	#69	Mark Saviet	SRF	1:15.620	1.147	76.170	13	Spec Racer Ford/bl	DADDYLUBE - 'Sen
SRF3									
1	#8	David Ferguson	SRF3	1:12.748		79.177	15	Spec Racer Ford/Bl	
2	#25	Ed Tisdale	SRF3	1:13.546	0.798	78.318	10	SCCA Enterprises S	OTT Communicatio
3	#16	Roger Feghali	SRF3	1:13.693	0.945	78.162	9	Ford spec racer for	na

Announcements

Time Prov 1127 Time Final 1157

Joshua Underwood, Chief of Timing & Scoring

Orbits

Bob Introne, Chief Steward / Jack Hanifan, Chairman SOM

www.mylaps.com
Licensed to: NEDiv



New England Region NERRC Memorial Day Weekend Official Race Result



Memorial Day Weekend Regionals and CRE

Sorted on Laps

Grp 7 - SM, SM5, SMT, T3-4, B-Spec, ITB

New Hampshire Mtr Spdway S/F 1.600 miles

Race 2 #16-R-4239-S

2016-05-29 10:45

Race (18:00 and 1 Laps) started at 11:35:44

Pos	No.	Name	Class	Laps	Diff	Total Tm	Best Tm	Make-Model	Sponsor
1	#52	Raymond Blethen	T4	16		20:29.844	1:15.848	Mazda RX8/Bl	RST Performsnce Tacin
2	#95	Kenneth Payson	T4	16	5.728	20:35.572	1:16.062	Mazda Miata/r	Hoosier Red Line Oil f
3	#73	Xiang Li	SM	16	19.187	20:49.031	1:16.946	Mazda Spec M	
4	#30	Tom Bogar	SM	16	19.759	20:49.603	1:16.845	Mazda Miata/E	AUTEX MAZDA KEENE
5	#17	J T Coupal	SM	16	20.550	20:50.394	1:16.971	Mazda Miata/E	Flatout Motorsports Mi
6	#98	Jerry Rigoli	SM	16	23.792	20:53.636	1:17.506	Mazda Miata/S	Rigoli.com
7	#19	Shelby Churchill	SM	16	28.284	20:58.128	1:17.778	Mazda Miata/E	
8	#05	Dwayne Bennett	SM	16	29.031	20:58.875	1:17.715	Mazda Miata/E	LTD Racing
9	#13	Robert Reed	SM	16	29.435	20:59.279	1:17.662	Mazda Miata/C	LTD Racing
10	#1	Bob Demers	T4	16	38.394	21:08.238	1:17.550	Pontiac Solstic	MidWay Buick GMC
11	#144	Dave Kuchrawy	SM	16	45.206	21:15.050	1:18.244	Mazda Miata/E	
12	#121	Gregory Pecora	T3	16	1:03.105	21:32.949	1:18.744	Mazda Mx 5 c	Pecora Motorsports No
13	#0	Zachary Kelly	ITB	16	1:03.628	21:33.472	1:18.602	Volkswagen G	Precision Motorsports
14	#15	Jody Leverone	SM	16	1:06.123	21:35.967	1:19.967	Mazda Miata/E	Father-Daughter Racin
15	#91	Anthony Vaccaro	SM	16	1:14.176	21:44.020	1:19.765	Mazda Miata/E	Flatout Motorsports
16	#31	Jacob Hart	ITB	16	1:15.940	21:45.784	1:19.578	Volkswagen G	Precision Motorsports
17	#115	Simon Kennedy	SM	15	1 Lap	20:43.867	1:21.210	Mazda Miata/v	
18	#00	Kent Vaccaro	SM	15	1 Lap	20:44.025	1:20.500	Mazda Miata/E	Flatout Motorsports
19	#87	Jim Carlson	ITB	15	1 Lap	20:53.905	1:20.389	Volvo 142E/ye	Swedish Pit
20	#35	Christian Blake	ITB	15	1 Lap	21:08.380	1:21.590	Volkswagen G	Precision Motorsports/f
21	#83	Jim Bucci	T4	15	1 Lap	21:34.697	1:24.094	Honda Civic/Bl	Thanks Trish LYLOMH
22	#33	Rebecca Harvey	SM	15	1 Lap	21:46.754	1:20.943	Mazda Miata/E	Road Rebels
23	#6	James Elder	T3	15	1 Lap	21:51.206	1:23.374	Nissan 350Z/R	
24	#169	CJ Danek	T4	14	2 Laps	20:33.494	1:25.019	Mini cooper S/	
25	#39	David Celani	ITB	14	2 Laps	21:43.227	1:29.700	Volkswagen G	
26	#78	Landis Rogers	SM	10	6 Laps	14:38.604	1:21.820	Mazda Miata/v	
27	#2	Nat Wentworth	ITB	6	10 Laps	8:30.314	1:19.785	Volkswagen G	Eriksson Industries
28	#65	Paul Curran	ITB	3	13 Laps	5:03.990	1:32.944	Honda civic ht	

Not classified

DNS	#181	Marc Ulan	SM		DNS			Mazda Miata/v	
DNS	#06	Jeff Longo	SM		DNS			Mazda Miata/r	LTD Racing / Marbledal
DNS	#70	Jimmy Locke	SM		DNS			Mazda Miata/r	NorthEast Earth Mecha

Announcements

Time Prov 1200 Time Final 1230

New Track Record (1:15.848) for T4 by Raymond Blethen.

Margin of Victory	Avg. Speed	Best Lap Tm	Best Speed	Best Lap by
5.728	74.936	1:15.848	75.941	#52 - Raymond Blethen

Joshua Underwood, Chief of Timing & Scoring

Orbits

Bob Introne, Chief Steward / Jack Hanifan, Chairman SOM

www.mylaps.com

Licensed to: NEDiv



New England Region NERRC Memorial Day Weekend Official Race Result



Memorial Day Weekend Regionals and CRE

Sorted on Laps

Grp 7 - SM, SM5, SMT, T3-4, B-Spec, ITB

New Hampshire Mtr Spdwy S/F 1.600 miles

Race 2 #16-R-4239-S

2016-05-29 10:45

Race (18:00 and 1 Laps) started at 11:35:44

Pos	No.	Name	Class	Laps	Diff	Total Tm	Best Tm	Make-Model	Sponsor
ITB									
1	#0	Zachary Kelly	ITB	16		21:33.472	1:18.602	Volkswagen G	Precision Motorsports
2	#31	Jacob Hart	ITB	16	12.312	21:45.784	1:19.578	Volkswagen G	Precision Motorsports
3	#87	Jim Carlson	ITB	15	1 Lap	20:53.905	1:20.389	Volvo 142E/ye	Swedish Pit
4	#35	Christian Blake	ITB	15	1 Lap	21:08.380	1:21.590	Volkswagen G	Precision Motorsports/f
5	#39	David Celani	ITB	14	2 Laps	21:43.227	1:29.700	Volkswagen G	
6	#2	Nat Wentworth	ITB	6	10 Laps	8:30.314	1:19.785	Volkswagen G	Eriksson Industries
7	#65	Paul Curran	ITB	3	13 Laps	5:03.990	1:32.944	Honda civic ht	

SM									
1	#73	Xiang Li	SM	16		20:49.031	1:16.946	Mazda Spec M	
2	#30	Tom Bogar	SM	16	0.572	20:49.603	1:16.845	Mazda Miata/E	AUTEX MAZDA KEENE
3	#17	J T Coupal	SM	16	1.363	20:50.394	1:16.971	Mazda Miata/E	Flatout Motorsports M
4	#98	Jerry Rigoli	SM	16	4.605	20:53.636	1:17.506	Mazda Miata/S	Rigoli.com
5	#19	Shelby Churchill	SM	16	9.097	20:58.128	1:17.778	Mazda Miata/E	
6	#05	Dwayne Bennett	SM	16	9.844	20:58.875	1:17.715	Mazda Miata/E	LTD Racing
7	#13	Robert Reed	SM	16	10.248	20:59.279	1:17.662	Mazda Miata/C	LTD Racing
8	#144	Dave Kuchrawy	SM	16	26.019	21:15.050	1:18.244	Mazda Miata/E	
9	#15	Jody Leverone	SM	16	46.936	21:35.967	1:19.967	Mazda Miata/E	Father-Daughter Racin
10	#91	Anthony Vaccaro	SM	16	54.989	21:44.020	1:19.765	Mazda Miata/E	Flatout Motorsports
11	#115	Simon Kennedy	SM	15	1 Lap	20:43.867	1:21.210	Mazda Miata/v	
12	#00	Kent Vaccaro	SM	15	1 Lap	20:44.025	1:20.500	Mazda Miata/E	Flatout Motorsports
13	#33	Rebecca Harvey	SM	15	1 Lap	21:46.754	1:20.943	Mazda Miata/E	Road Rebels
14	#78	Landis Rogers	SM	10	6 Laps	14:38.604	1:21.820	Mazda Miata/v	

Not classified									
DNS	#181	Marc Ulan	SM		DNS			Mazda Miata/v	
DNS	#06	Jeff Longo	SM		DNS			Mazda Miata/r	LTD Racing / Marbleda
DNS	#70	Jimmy Locke	SM		DNS			Mazda Miata/r	NorthEast Earth Mecha

T3									
1	#121	Gregory Pecora	T3	16		21:32.949	1:18.744	Mazda Mx 5 c	Pecora Motorsports No

Announcements
Time Prov 1200 Time Final 1230
New Track Record (1:15.848) for T4 by Raymond Blethen.

Margin of Victory	Avg. Speed	Best Lap Tm	Best Speed	Best Lap by
5.728	74.936	1:15.848	75.941	#52 - Raymond Blethen

Joshua Underwood, Chief of Timing & Scoring

Orbits

Bob Introne, Chief Steward / Jack Hanifan, Chairman SOM

www.mylaps.com

Licensed to: NEDiv

Page 1/2



**New England Region
NERRC Memorial Day Weekend
Official Race Result**



Memorial Day Weekend Regionals and CRE

Sorted on Laps

Grp 7 - SM, SM5, SMT, T3-4, B-Spec, ITB

New Hampshire Mtr Spdway S/F 1.600 miles

Race 2 #16-R-4239-S

2016-05-29 10:45

Race (18:00 and 1 Laps) started at 11:35:44

Pos	No.	Name	Class	Laps	Diff	Total Tm	Best Tm	Make-Model	Sponsor
2	#6	James Elder	T3	15	1 Lap	21:51.206	1:23.374	Nissan 350Z/R	
T4									
1	#52	Raymond Blethen	T4	16		20:29.844	1:15.848	Mazda RX8/Bl	RST Performsnce Tacin
2	#95	Kenneth Payson	T4	16	5.728	20:35.572	1:16.062	Mazda Miata/r	Hoosier Red Line Oil f
3	#1	Bob Demers	T4	16	38.394	21:08.238	1:17.550	Pontiac Solstic	MidWay Buick GMC
4	#83	Jim Bucci	T4	15	1 Lap	21:34.697	1:24.094	Honda Civic/Bl	Thanks Trish LYLOMH
5	#169	CJ Danek	T4	14	2 Laps	20:33.494	1:25.019	Mini cooper S/	

Announcements

Time Prov 1200 Time Final 1230

New Track Record (1:15.848) for T4 by Raymond Blethen.

Margin of Victory	Avg. Speed	Best Lap Tm	Best Speed	Best Lap by
5.728	74.936	1:15.848	75.941	#52 - Raymond Blethen

Joshua Underwood, Chief of Timing & Scoring

Orbits

Bob Introne, Chief Steward / Jack Hanifan, Chairman SOM

www.mylaps.com

Licensed to: NEDiv

Page 2/2

Memorial Day Weekend Regionals and CRE

Lapchart


Grp 7 - SM, SM5, SMT, T3-4, B-Spec, ITB

New Hampshire Mtr Spdway S/F 1.600 miles

Race 2 #16-R-4239-S

2016-05-29 10:45

Race (18:00 and 1 Laps) started at 11:35:44



Competitors	Laps																	
	0	1	2	3	4	5	6	7	8	9	10	11	12	13	14	15	16	
Kenneth Payson (#95)	1	#95	#95	#95	#95	#95	#95	#95	#95	#95	#95	#95	#95	#95	#52	#52	#52	#52
J T Coupal (#17)	2	#17	#73	#73	#52	#52	#52	#52	#52	#52	#52	#52	#52	#52	#95	#95	#95	#95
Xiang Li (#73)	3	#73	#17	#52	#73	#73	#73	#73	#73	#73	#73	#73	#73	#73	#73	#73	#73	#73
Tom Bogar (#30)	4	#30	#52	#17	#17	#17	#17	#17	#17	#17	#17	#30	#30	#30	#30	#30	#30	#30
Dwayne Bennett (#05)	5	#05	#30	#30	#30	#19	#30	#30	#30	#30	#30	#17	#17	#17	#17	#17	#17	#17
Raymond Blethen (#52)	6	#52	#19	#19	#19	#30	#19	#98	#98	#98	#98	#98	#98	#98	#98	#98	#98	#98
Jerry Rigoli (#98)	7	#98	#98	#98	#98	#98	#19	#19	#19	#19	#19	#19	#19	#19	#19	#19	#19	#19
Gregory Pecora (#121)	8	#121	#13	#13	#13	#13	#13	#13	#13	#13	#13	#13	#05	#05	#05	#05	#05	#05
Shelby Churchill (#19)	9	#19	#121	#121	#05	#05	#05	#05	#05	#05	#05	#05	#13	#13	#13	#13	#13	#13
Robert Reed (#13)	10	#13	#05	#05	#121	#121	#121	#144	#144	#144	#144	#144	#144	#1	#1	#1	#1	#1
Jody Leverone (#15)	11	#15	#15	#144	#144	#144	#144	#121	#121	#121	#1	#1	#1	#144	#144	#144	#144	#144
Anthony Vaccaro (#91)	12	#91	#144	#15	#15	#0	#0	#0	#1	#1	#121	#121	#121	#121	#121	#121	#121	#121
Dave Kuchrawy (#144)	13	#144	#2	#0	#0	#15	#1	#1	#0	#0	#0	#0	#0	#0	#0	#0	#0	#0
Rebecca Harvey (#33)	14	#33	#91	#2	#2	#1	#15	#15	#15	#15	#15	#15	#15	#15	#15	#15	#15	#15
Nat Wentworth (#2)	15	#2	#0	#91	#1	#2	#2	#91	#91	#91	#91	#91	#91	#91	#91	#91	#91	#91
Jim Carlson (#87)	16	#87	#87	#1	#91	#91	#91	#31	#31	#31	#31	#31	#31	#31	#31	#31	#31	#31
Christian Blake (#35)	17	#35	#1	#87	#87	#31	#31	#87	#87	#87	#87	#87	#33	#33	#33	#33	#33	#115
Jim Bucci (#83)	18	#83	#33	#31	#31	#87	#87	#33	#33	#33	#33	#33	#87	#115	#115	#115	#00	#00
Kent Vaccaro (#00)	19	#00	#83	#33	#33	#33	#33	#115	#115	#115	#115	#115	#115	#115	#87	#00	#00	#87
CJ Danek (#169)	20	#169	#31	#83	#115	#115	#115	#115	#00	#00	#00	#00	#00	#00	#00	#87	#87	#35
James Elder (#6)	21	#6	#35	#115	#00	#00	#00	#2	#78	#78	#78	#35	#35	#35	#35	#35	#35	#83
David Celani (#39)	22	#39	#115	#00	#83	#78	#78	#78	#35	#35	#35	#83	#83	#83	#83	#83	#83	#33
Zachary Kelly (#0)	23	#0	#00	#78	#78	#83	#35	#35	#83	#83	#83	#78	#6	#6	#6	#6	#6	#6
Bob Demers (#1)	24	#1	#78	#35	#35	#35	#83	#83	#169	#169	#169	#6	#169	#169	#169	#169	#169	#169
Jacob Hart (#31)	25	#31	#169	#169	#169	#169	#169	#169	#6	#6	#6	#6	#169	#39	#39	#39	#39	#39
Landis Rogers (#78)	26	#78	#39	#6	#6	#6	#6	#6	#39	#39	#39	#39						
Paul Curran (#65)	27	#65	#65	#39	#39	#39	#39	#39										
Simon Kennedy (#115)	28	#115	#6	#65	#65													
-	29																	
-	30																	



New England Region
NERRC Memorial Day Weekend
Official Race Result



Memorial Day Weekend Regionals and CRE

Grp 7 - SM, SM5, SMT, T3-4, B-Spec, ITB

New Hampshire Mtr Spdway S/F 1.600 miles

Race 2 #16-R-4239-S

2016-05-29 10:45

Race (18:00 and 1 Laps) started at 11:35:44

Table with columns: Lap, Lap Tm, Diff, Time of Day. Driver: (#52) Raymond Blethen. Laps 1-16.

Table with columns: Lap, Lap Tm, Diff, Time of Day. Driver: (#95) Kenneth Payson. Laps 1-16.

Table with columns: Lap, Lap Tm, Diff, Time of Day. Driver: (#73) Xiang Li. Laps 1-16.

Table with columns: Lap, Lap Tm, Diff, Time of Day. Driver: (#30) Tom Bogar. Laps 1-5.

Table with columns: Lap, Lap Tm, Diff, Time of Day. Driver: (#17) J T Coupal. Laps 6-16.

Table with columns: Lap, Lap Tm, Diff, Time of Day. Driver: (#98) Jerry Rigoli. Laps 1-16.

Table with columns: Lap, Lap Tm, Diff, Time of Day. Driver: (#19) Shelby Churchill. Laps 1-16.

Table with columns: Lap, Lap Tm, Diff, Time of Day. Driver: (#19) Shelby Churchill. Laps 1-12.

Table with columns: Lap, Lap Tm, Diff, Time of Day. Driver: (#05) Dwayne Bennett. Laps 13-16.

Table with columns: Lap, Lap Tm, Diff, Time of Day. Driver: (#13) Robert Reed. Laps 1-16.

Table with columns: Lap, Lap Tm, Diff, Time of Day. Driver: (#1) Bob Demers. Laps 1-16.

Table with columns: Lap, Lap Tm, Diff, Time of Day. Driver: (#144) Dave Kuchrawy. Laps 1-16.

Joshua Underwood, Chief of Timing & Scoring

Bob Introne, Chief Steward / Jack Hanifan, Chairman SOM


Orbits

Handwritten signature: Joshua Underwood

www.mylaps.com
Licensed to: NEDIV



New England Region NERRC Memorial Day Weekend Official Race Result



Memorial Day Weekend Regionals and CRE

Grp 7 - SM, SM5, SMT, T3-4, B-Spec, ITB

New Hampshire Mtr Spdway S/F 1.600 miles

Race 2 #16-R-4239-S

2016-05-29 10:45

Race (18:00 and 1 Laps) started at 11:35:44

Lap	Lap Tm	Diff	Time of Day
9	1:26.761	+2.667	11:48:48.342
10	1:25.555	+1.461	11:50:13.897
11	1:24.094		11:51:37.991
12	1:24.997	+0.903	11:53:02.988
13	1:25.405	+1.311	11:54:28.393
14	1:26.070	+1.976	11:55:54.463
15	1:25.165	+1.071	11:57:19.628

(#33) Rebecca Harvey

1	1:27.882	+6.939	11:37:14.829
2	1:22.233	+1.290	11:38:37.062
3	1:21.579	+0.636	11:39:58.641
4	1:21.248	+0.305	11:41:19.889
5	1:21.940	+0.997	11:42:41.829
6	1:22.098	+1.155	11:44:03.927
7	1:20.943		11:45:24.870
8	1:21.481	+0.538	11:46:46.351
9	1:23.347	+2.404	11:48:09.698
10	1:22.327	+1.384	11:49:32.025
11	1:21.953	+1.010	11:50:53.978
12	1:21.532	+0.589	11:52:15.510
13	1:21.004	+0.061	11:53:36.514
14	1:23.024	+2.081	11:54:59.538
p15	2:32.147	+1:11.204	11:57:31.685

(#6) James Elder

1	1:35.001	+11.627	11:37:23.536
2	1:32.315	+8.941	11:38:55.851
3	1:29.156	+5.782	11:40:25.007
4	1:28.351	+4.977	11:41:53.358
5	1:25.210	+1.836	11:43:18.568
6	1:26.142	+2.768	11:44:44.710
7	1:30.925	+7.551	11:46:15.635
8	1:24.969	+1.595	11:47:40.604
9	1:28.549	+5.175	11:49:09.153
10	1:25.847	+2.473	11:50:35.000
11	1:25.961	+2.587	11:52:00.961
12	1:23.633	+0.259	11:53:24.594
13	1:24.787	+1.413	11:54:49.381
14	1:23.374		11:56:12.755
15	1:23.382	+0.008	11:57:36.137

(#169) CJ Danek

1	1:33.834	+8.815	11:37:22.048
2	1:33.275	+8.256	11:38:55.323
3	1:28.691	+3.672	11:40:24.014
4	1:26.802	+1.783	11:41:50.816
5	1:25.971	+0.952	11:43:16.787
6	1:26.383	+1.364	11:44:43.170
7	1:28.550	+3.531	11:46:11.720
8	1:27.877	+2.858	11:47:39.597
9	1:28.301	+3.282	11:49:07.898
10	1:28.674	+3.655	11:50:36.572
11	1:26.305	+1.286	11:52:02.877
12	1:25.082	+0.063	11:53:27.959
13	1:25.019		11:54:52.978
14	1:25.447	+0.428	11:56:18.425

(#39) David Celani

1	1:33.619	+3.919	11:37:22.674
2	1:35.748	+6.048	11:38:58.422

Lap	Lap Tm	Diff	Time of Day
3	1:34.869	+5.169	11:40:33.291
4	1:34.020	+4.320	11:42:07.311
5	1:34.523	+4.823	11:43:41.834
6	1:34.107	+4.407	11:45:15.941
7	1:29.700		11:46:45.641
8	1:30.916	+1.216	11:48:16.557
9	1:31.223	+1.523	11:49:47.780
10	1:31.620	+1.920	11:51:19.400
11	1:31.945	+2.245	11:52:51.345
12	1:32.224	+2.524	11:54:23.569
13	1:33.249	+3.549	11:55:56.818
14	1:31.340	+1.640	11:57:28.158

(#78) Landis Rogers

1	1:29.431	+7.611	11:37:19.386
2	1:24.441	+2.621	11:38:43.827
3	1:25.742	+3.922	11:40:09.569
4	1:22.290	+0.470	11:41:31.859
5	1:23.061	+1.241	11:42:54.920
6	1:22.307	+0.487	11:44:17.227
7	1:22.528	+0.708	11:45:39.755
8	1:22.008	+0.188	11:47:01.763
9	1:21.820		11:48:23.583
p10	1:59.952	+38.132	11:50:23.535

(#2) Nat Wentworth

1	1:25.031	+5.246	11:37:12.034
2	1:22.164	+2.379	11:38:34.198
3	1:20.743	+0.958	11:39:54.941
4	1:20.870	+1.085	11:41:15.811
5	1:19.785		11:42:35.596
p6	1:39.649	+19.864	11:44:15.245

(#65) Paul Curran

1	1:32.944		11:37:22.960
2	1:41.190	+8.246	11:39:04.150
p3	1:44.771	+11.827	11:40:48.921

Joshua Underwood, Chief of Timing & Scoring

Orbits

Bob Introne, Chief Steward / Jack Hanifan, Chairman SOM

Joshua Underwood

www.mylaps.com
Licensed to: NEDIV



New England Region NERRC Memorial Day Weekend Official Race Result



Memorial Day Weekend Regionals and CRE

Sorted on Best Lap time

Grp 7 - SM, SM5, SMT, T3-4, B-Spec, ITB

New Hampshire Mtr Spdwy S/F 1.600 miles

Race 2 #16-R-4239-S

2016-05-29 10:45

Race (18:00 and 1 Laps) started at 11:35:44

Pos	No.	Name	Class	Best Tm	Diff	Best Speed	In Lap	Make-Model	Sponsor
ITB									
1	#0	Zachary Kelly	ITB	1:18.602		73.281	4	Volkswagen Golf/Ye	Precision Motorspo
2	#31	Jacob Hart	ITB	1:19.578	0.976	72.382	5	Volkswagen Golf/Ye	Precision Motorspo
3	#2	Nat Wentworth	ITB	1:19.785	1.183	72.194	5	Volkswagen Golf/Bl	Eriksson Industries
4	#87	Jim Carlson	ITB	1:20.389	1.787	71.652	5	Volvo 142E/yellow/	Swedish Pit
5	#35	Christian Blake	ITB	1:21.590	2.988	70.597	14	Volkswagen Golf/W	Precision Motorspo
6	#39	David Celani	ITB	1:29.700	11.098	64.214	7	Volkswagen Golf/Ye	
7	#65	Paul Curran	ITB	1:32.944	14.342	61.973	1	Honda civic hb/whi	

SM

1	#30	Tom Bogar	SM	1:16.845		74.956	5	Mazda Miata/Black	AUTEX MAZDA KEE
2	#73	Xiang Li	SM	1:16.946	0.101	74.858	4	Mazda Spec Miata/	
3	#17	J T Coupal	SM	1:16.971	0.126	74.833	5	Mazda Miata/Blu/Bl	Flatout Motorsport:
4	#98	Jerry Rigoli	SM	1:17.506	0.661	74.317	12	Mazda Miata/Silver	Rigoli.com
5	#13	Robert Reed	SM	1:17.662	0.817	74.168	3	Mazda Miata/Greer	LTD Racing
6	#05	Dwayne Bennett	SM	1:17.715	0.870	74.117	4	Mazda Miata/Black	LTD Racing
7	#19	Shelby Churchill	SM	1:17.778	0.933	74.057	3	Mazda Miata/Black	
8	#144	Dave Kuchrawy	SM	1:18.244	1.399	73.616	5	Mazda Miata/Black	
9	#91	Anthony Vaccaro	SM	1:19.765	2.920	72.212	14	Mazda Miata/Blue (Flatout Motorsport:
10	#15	Jody Leverone	SM	1:19.967	3.122	72.030	3	Mazda Miata/Blue (Father-Daughter Ri
11	#00	Kent Vaccaro	SM	1:20.500	3.655	71.553	14	Mazda Miata/Blue (Flatout Motorsport:
12	#33	Rebecca Harvey	SM	1:20.943	4.098	71.161	7	Mazda Miata/Blue	Road Rebels
13	#115	Simon Kennedy	SM	1:21.210	4.365	70.927	10	Mazda Miata/white	
14	#78	Landis Rogers	SM	1:21.820	4.975	70.398	9	Mazda Miata/white	

Not classified

DNS	#181	Marc Ulan	SM			-	0	Mazda Miata/white,	
DNS	#06	Jeff Longo	SM			-	0	Mazda Miata/red	LTD Racing / Marbl
DNS	#70	Jimmy Locke	SM			-	0	Mazda Miata/rusty	NorthEast Earth Me

T3

1	#121	Gregory Pecora	T3	1:18.744		73.148	5	Mazda Mx 5 cup ca	Pecora Motorsports
2	#6	James Elder	T3	1:23.374	4.630	69.086	14	Nissan 350Z/Red	

T4

1	#52	Raymond Blethen	T4	1:15.848		75.941	4	Mazda RX8/Blue/Ye	RST Performsnce T
---	-----	-----------------	----	----------	--	--------	---	-------------------	-------------------

Announcements

Time Prov 1200 Time Final 1230

New Track Record (1:15.848) for T4 by Raymond Blethen.

Joshua Underwood, Chief of Timing & Scoring

Orbits

Bob Introne, Chief Steward / Jack Hanifan, Chairman SOM

www.mylaps.com

Licensed to: NEDiv



**New England Region
NERRC Memorial Day Weekend
Official Race Result**



Memorial Day Weekend Regionals and CRE

Sorted on Best Lap time

Grp 7 - SM, SM5, SMT, T3-4, B-Spec, ITB

New Hampshire Mtr Spdway S/F 1.600 miles

Race 2 #16-R-4239-S

2016-05-29 10:45

Race (18:00 and 1 Laps) started at 11:35:44

Pos	No.	Name	Class	Best Tm	Diff	Best Speed	In Lap	Make-Model	Sponsor
2	#95	Kenneth Payson	T4	1:16.062	0.214	75.728	6	Mazda Miata/red	Hoosier Red Line (
3	#1	Bob Demers	T4	1:17.550	1.702	74.275	8	Pontiac Solstice/yel	MidWay Buick GMC
4	#83	Jim Bucci	T4	1:24.094	8.246	68.495	11	Honda Civic/Black	Thanks Trish LYLO
5	#169	CJ Danek	T4	1:25.019	9.171	67.750	13	Mini cooper S/red	

Announcements

Time Prov 1200 Time Final 1230

New Track Record (1:15.848) for T4 by Raymond Blethen.

Joshua Underwood, Chief of Timing & Scoring

Orbits

Bob Introne, Chief Steward / Jack Hanifan, Chairman SOM

www.mylaps.com
Licensed to: NEDiv



New England Region NERRC Memorial Day Weekend Official Race Result



Memorial Day Weekend Regionals and CRE

Sorted on Laps

Grp 8 - CRE

New Hampshire Mtr Spdway S/F 1.600 miles

Race 1 #16-CRE-4558-S

2016-05-29 11:10

Race (18:00 and 1 Laps) started at 12:06:35

Pos	No.	Name	Class	Laps	Diff	Total Tm	Best Tm	Make-Model	Sponsor
1	#27	Scott Simpson	CRE	13		17:03.342	1:13.956	Porsche 911 R	
2	#8	Kunwoo Park	CRE	13	1:14.077	18:17.419	1:21.294	BMW 325i/blu	
3	#114	Philip G Gott	CRE	12	1 Lap	17:45.753	1:26.096	Triumph TR4A	Jean Green RD
4	#25	Chris Annibale	CRE	11	2 Laps	17:12.583	1:31.314	Toyota Celica/	
5	#9	Brian Wheaton	CRE	11	2 Laps	17:18.459	1:30.204	Ford Mustang/	
6	#27X	Donald Blunt	CRE	10	3 Laps	18:00.851	1:25.844	Mazda rx7/wh	
7	#15	Syndia Czarniecki	CRE	9	4 Laps	18:04.103	1:55.773	Mazda RX7/Ice	

Not classified

DNS	#39	Fred White	CRE		DNS			Honda CRX/re	Hoosier
DNS	#81	Daniel Sheppard	CRE		DNS			Mazda RX-7/bl	

Announcements

Time Prov 1225 Time Final 1255

Early checker due to hazardous track conditions

Margin of Victory	Avg. Speed	Best Lap Tm	Best Speed	Best Lap by
1:14.077	73.172	1:13.956	77.884	#27 - Scott Simpson

Joshua Underwood, Chief of Timing & Scoring

Orbits

Bob Introne, Chief Steward / Jack Hanifan, Chairman SOM

www.mylaps.com

Licensed to: NEDiv



New England Region
 NERRC Memorial Day Weekend
 Official Race Result



Memorial Day Weekend Regionals and CRE

Sorted on Laps


Grp 8 - CRE

New Hampshire Mtr Spdway S/F 1.600 miles

Race 1 #16-CRE-4558-S

2016-05-29 11:10

Race (18:00 and 1 Laps) started at 12:06:35



Pos	No.	Name	Class	Laps	Diff	Total Tm	Best Tm	Make-Model	Sponsor
-----	-----	------	-------	------	------	----------	---------	------------	---------

CRE

1	#27	Scott Simpson	CRE	13		17:03.342	1:13.956	Porsche 911 R	
2	#8	Kunwoo Park	CRE	13	1:14.077	18:17.419	1:21.294	BMW 325i/blu	
3	#114	Philip G Gott	CRE	12	1 Lap	17:45.753	1:26.096	Triumph TR4A	Jean Green RD
4	#25	Chris Annibale	CRE	11	2 Laps	17:12.583	1:31.314	Toyota Celica/	
5	#9	Brian Wheaton	CRE	11	2 Laps	17:18.459	1:30.204	Ford Mustang/	
6	#27X	Donald Blunt	CRE	10	3 Laps	18:00.851	1:25.844	Mazda rx7/wh	
7	#15	Syndia Czarnecki	CRE	9	4 Laps	18:04.103	1:55.773	Mazda RX7/Ic	

Not classified

DNS	#39	Fred White	CRE		DNS			Honda CRX/re	Hoosier
DNS	#81	Daniel Sheppard	CRE		DNS			Mazda RX-7/bl	

Announcements

Time Prov 1225 Time Final 1255

Early checker due to hazardous track conditions

Margin of Victory	Avg. Speed	Best Lap Tm	Best Speed	Best Lap by
1:14.077	73.172	1:13.956	77.884	#27 - Scott Simpson

Joshua Underwood, Chief of Timing & Scoring

Orbits

Bob Introne, Chief Steward / Jack Hanifan, Chairman SOM

Joshua Underwood

www.mylaps.com

Licensed to: NEDiv

Memorial Day Weekend Regionals and CRE

Lapchart


Grp 8 - CRE

New Hampshire Mtr Spdway S/F 1.600 miles

Race 1 #16-CRE-4558-S

2016-05-29 11:10

Race (18:00 and 1 Laps) started at 12:06:35



Competitors	Laps														
	0	1	2	3	4	5	6	7	8	9	10	11	12	13	
Scott Simpson (#27)	1	#27	#8	#27	#27	#27	#27	#27	#27	#27	#27	#27	#27	#27	#27
Kunwoo Park (#8)	2	#8	#27	#27X	#27X	#8	#8	#8	#8	#8	#8	#8	#8	#8	#8
Donald Blunt (#27X)	3	#27X	#27X	#114	#8	#114	#114	#114	#114	#114	#114	#114	#114	#114	#114
Philip G Gott (#114)	4	#114	#114	#8	#114	#25	#25	#25	#25	#25	#25	#25	#25	#25	#25
Brian Wheaton (#9)	5	#9	#25	#25	#25	#27X	#9	#9	#9	#9	#9	#9	#9	#9	#9
Chris Annibale (#25)	6	#25	#9	#9	#9	#9	#27X	#27X	#27X	#27X	#27X	#27X	#27X	#27X	#27X
Syndia Czarnecki (#15)	7	#15	#15	#15	#15	#15	#15	#15	#15	#15	#15	#15	#15	#15	#15
-	8														
-	9														



New England Region NERRC Memorial Day Weekend Official Race Result



Memorial Day Weekend Regionals and CRE

Grp 8 - CRE

New Hampshire Mtr Spdway S/F 1.600 miles

Race 1 #16-CRE-4558-S

2016-05-29 11:10

Race (18:00 and 1 Laps) started at 12:06:35

Lap	Lap Tm	Diff	Time of Day
(#27) Scott Simpson			
1	1:25.312	+11.356	12:08:00.524
2	1:15.949	+1.993	12:09:16.473
3	1:15.548	+1.592	12:10:32.021
4	1:14.321	+0.365	12:11:46.342
5	1:13.956		12:13:00.298
6	1:17.801	+3.845	12:14:18.099
7	1:16.198	+2.242	12:15:34.297
8	1:16.395	+2.439	12:16:50.692
9	1:33.951	+19.995	12:18:24.643
10	1:16.955	+2.999	12:19:41.598
11	1:16.989	+3.033	12:20:58.587
12	1:21.961	+8.005	12:22:20.548
13	1:18.006	+4.050	12:23:38.554

Lap	Lap Tm	Diff	Time of Day
(#8) Kunwoo Park			
1	1:24.705	+3.411	12:08:00.348
2	1:36.866	+15.572	12:09:37.214
3	1:22.732	+1.438	12:10:59.946
4	1:21.444	+0.150	12:12:21.390
5	1:21.294		12:13:42.684
6	1:23.690	+2.396	12:15:06.374
7	1:23.143	+1.849	12:16:29.517
8	1:22.008	+0.714	12:17:51.525
9	1:21.419	+0.125	12:19:12.944
10	1:24.218	+2.924	12:20:37.162
11	1:25.592	+4.298	12:22:02.754
12	1:24.043	+2.749	12:23:26.797
13	1:25.834	+4.540	12:24:52.631

Lap	Lap Tm	Diff	Time of Day
(#114) Philip G Gott			
1	1:30.092	+3.996	12:08:06.136
2	1:29.294	+3.198	12:09:35.430
3	1:29.264	+3.168	12:11:04.694
4	1:32.514	+6.418	12:12:37.208
5	1:26.744	+0.648	12:14:03.952
6	1:26.801	+0.705	12:15:30.753
7	1:27.965	+1.869	12:16:58.718
8	1:31.213	+5.117	12:18:29.931
9	1:26.887	+0.791	12:19:56.818
10	1:26.096		12:21:22.914
11	1:27.811	+1.715	12:22:50.725
12	1:30.240	+4.144	12:24:20.965

Lap	Lap Tm	Diff	Time of Day
(#25) Chris Annibale			
1	1:31.314		12:08:08.564
2	1:31.754	+0.440	12:09:40.318
3	1:32.291	+0.977	12:11:12.609
4	1:34.126	+2.812	12:12:46.735
5	1:33.179	+1.865	12:14:19.914
6	1:32.207	+0.893	12:15:52.121
7	1:32.585	+1.271	12:17:24.706
8	1:34.493	+3.179	12:18:59.199
9	1:35.621	+4.307	12:20:34.820
10	1:35.828	+4.514	12:22:10.648
11	1:37.147	+5.833	12:23:47.795

Lap	Lap Tm	Diff	Time of Day
(#9) Brian Wheaton			
1	1:40.038	+9.834	12:08:17.147
2	1:34.827	+4.623	12:09:51.974

Lap	Lap Tm	Diff	Time of Day
3	1:34.658	+4.454	12:11:26.632
4	1:33.232	+3.028	12:12:59.864
5	1:37.677	+7.473	12:14:37.541
6	1:32.141	+1.937	12:16:09.682
7	1:31.484	+1.280	12:17:41.166
8	1:30.204		12:19:11.370
9	1:33.522	+3.318	12:20:44.892
10	1:34.931	+4.727	12:22:19.823
11	1:33.848	+3.644	12:23:53.671

Lap	Lap Tm	Diff	Time of Day
(#27X) Donald Blunt			
1	1:27.373	+1.529	12:08:03.279
2	1:26.568	+0.724	12:09:29.847
3	1:25.844		12:10:55.691
4	1:55.257	+29.413	12:12:50.948
5	1:56.996	+31.152	12:14:47.944
6	1:59.402	+33.558	12:16:47.346
7	1:58.060	+32.216	12:18:45.406
8	1:58.858	+33.014	12:20:44.264
9	1:56.347	+30.503	12:22:40.611
10	1:55.452	+29.608	12:24:36.063

Lap	Lap Tm	Diff	Time of Day
(#15) Syndia Czarnecki			
1	2:03.402	+7.629	12:08:41.824
2	2:06.208	+10.435	12:10:48.032
3	2:04.061	+8.288	12:12:52.093
4	1:57.739	+1.966	12:14:49.832
5	1:59.432	+3.659	12:16:49.264
6	1:57.937	+2.164	12:18:47.201
7	1:59.601	+3.828	12:20:46.802
8	1:55.773		12:22:42.575
9	1:56.740	+0.967	12:24:39.315

Joshua Underwood, Chief of Timing & Scoring

Orbits

Bob Introne, Chief Steward / Jack Hanifan, Chairman SOM

www.mylaps.com
Licensed to: NEDiv



**New England Region
NERRC Memorial Day Weekend
Official Race Result**



Memorial Day Weekend Regionals and CRE

Sorted on Best Lap time

Grp 8 - CRE

New Hampshire Mtr Spdway S/F 1.600 miles

Race 1 #16-CRE-4558-S

2016-05-29 11:10

Race (18:00 and 1 Laps) started at 12:06:35

Pos	No.	Name	Class	Best Tm	Diff	Best Speed	In Lap	Make-Model	Sponsor
CRE									
1	#27	Scott Simpson	CRE	1:13.956		77.884	5	Porsche 911 RSR/B	
2	#8	Kunwoo Park	CRE	1:21.294	7.338	70.854	5	BMW 325i/blue	
3	#27X	Donald Blunt	CRE	1:25.844	11.888	67.098	3	Mazda rx7/white	
4	#114	Philip G Gott	CRE	1:26.096	12.140	66.902	10	Triumph TR4A/Red	Jean Green RD
5	#9	Brian Wheaton	CRE	1:30.204	16.248	63.855	8	Ford Mustang/Orar	
6	#25	Chris Annibale	CRE	1:31.314	17.358	63.079	1	Toyota Celica/Red	
7	#15	Syndia Czarnecki	CRE	1:55.773	41.817	49.753	8	Mazda RX7/Ice blu	
Not classified									
DNS	#39	Fred White	CRE			-	0	Honda CRX/red/wh	Hoosier
DNS	#81	Daniel Sheppard	CRE			-	0	Mazda RX-7/blue	

Announcements

Time Prov 1225 Time Final 1255

Early checker due to hazardous track conditions

Joshua Underwood, Chief of Timing & Scoring

Orbits

Bob Introne, Chief Steward / Jack Hanifan, Chairman SOM

www.mylaps.com

Licensed to: NEDiv



**New England Region
NERRC Memorial Day Weekend
Official Contingency Result**



Memorial Day Weekend Regionals and CRE

Sorted on Laps

Grp 1 - GT1-2-3, AS, T1-2, ITE-R-S

New Hampshire Mtr Spdway S/F 1.600 miles

Race 3 #16-R-4239-S

2016-05-29 13:00

Race (18:00 and 1 Laps) started at 13:33:22

Pos	No.	Name	Class	Laps	Diff	Total Tm	Best Tm	Make-Model	Sponsor
1	#18	Dave Maynard	GT2	17		20:06.512	1:09.563	BMW 330/orar	3D Auto Works Inc
2	#24	Tony Lewis	T2	17	1:08.838	21:15.350	1:13.580	Chevrolet Carr	Taknology. M+A Auto S
3	#9	Mark Wheaton	AS	16	1 Lap	20:08.513	1:13.361	Ford Mustang/	Vortex Motors
4	#80	Maurizio Cerasoli	GT2	16	1 Lap	20:16.169	1:11.726	Porsche 944 Ti	MCRacing
5	#50	Stephen Blethen	ITR	16	1 Lap	20:37.702	1:15.133	Mazda RX8/Blu	RSTPerformance.com
6	#14	Glenn Lawton	ITS	16	1 Lap	20:40.741	1:16.349	Mazda RX-7/w	Granite State Manufact
7	#51	Raymond Blethen	ITR	16	1 Lap	20:45.392	1:16.449	Mazda RX8/Blu	RST Performance Racir
8	#56	Mike Frost	ITR	16	1 Lap	20:45.715	1:15.792	BMW 328i/Gre	Vermont Eco Floors
9	#81	Zachary Slater	ITE	16	1 Lap	20:49.904	1:15.308	Porsche 944 Ti	
10	#10	Matt Miskoe	ITS	16	1 Lap	20:55.755	1:17.800	Mazda Miata/E	WhoopAss Race Fuel
11	#44	Joe Stadelmann	ITS	16	1 Lap	21:01.133	1:17.654	Porsche 944S/	
12	#3	Brian Bagnall	ITR	16	1 Lap	21:01.281	1:17.466	Chevrolet Corv	Brian Bagnall Construc
13	#17	J T Coupal	ITS	16	1 Lap	21:02.777	1:17.689	Mazda Miata/E	Flatout Motorsports Mi
14	#40	Mark Gregory	ITS	16	1 Lap	21:03.366	1:17.995	Mazda Miata/c	Rosmar Racing
15	#27	Anthony Serra	ITR	15	2 Laps	20:09.869	1:13.348	BMW 328i/Blu	Autotechnic/Meccanic S
16	#127	David Burke	GT3	15	2 Laps	20:29.830	1:19.169	Porsche 944/B	Marty's Buick GMC
17	#74	Chris Jurkiewicz	ITE	14	3 Laps	17:49.337	1:13.296	BMW 325i/whi	Race Developments/Ca
18	#64	Robert Tucker	ITE	13	4 Laps	16:10.624	1:13.458	Porsche 911/C	

Not classified

DNS	#38	John Branscombe	GT1		DNS			Chevrolet Corv	Colony Used Auto Parts
DNS	#02	Suzy Hiniker	ITR		DNS			BMW E36/Mar	TheAutoBlonde.com
DNS	#29	Domenic Crugnale	ITR		DNS			BMW 325is/wl	Scuderia GTJ Motorspo
DNS	#73	Mark Ketenci	ITR		DNS			BMW 328 ci/bl	3D Autoworks

Announcements

Time Prov 1355 Time Final 1730

Margin of Victory	Avg. Speed	Best Lap Tm	Best Speed	Best Lap by
1:08.838	81.160	1:09.563	82.803	#18 - Dave Maynard

Joshua Underwood, Chief of Timing & Scoring

Orbits

Bob Introne, Chief Steward / Jack Hanifan, Chairman SOM

Joshua Underwood

www.mylaps.com

Licensed to: NEDiv



**New England Region
NERRC Memorial Day Weekend
Official Contingency Result**



Memorial Day Weekend Regionals and CRE

Sorted on Laps

Grp 1 - GT1-2-3, AS, T1-2, ITE-R-S

New Hampshire Mtr Spdway S/F 1.600 miles

Race 3 #16-R-4239-S

2016-05-29 13:00

Race (18:00 and 1 Laps) started at 13:33:22

Pos	No.	Name	Class	Laps	Diff	Total Tm	Best Tm	Make-Model	Sponsor
AS									
1	#9	Mark Wheaton	AS	16		20:08.513	1:13.361	Ford Mustang/	Vortex Motors
Not classified									
DNS	#38	John Branscombe	GT1		DNS			Chevrolet Cor	Colony Used Auto Parts
GT2									
1	#18	Dave Maynard	GT2	17		20:06.512	1:09.563	BMW 330/orar	3D Auto Works Inc
2	#80	Maurizio Cerasoli	GT2	16	1 Lap	20:16.169	1:11.726	Porsche 944 T	MCRacing
GT3									
1	#127	David Burke	GT3	15		20:29.830	1:19.169	Porsche 944/B	Marty's Buick GMC
ITE									
1	#81	Zachary Slater	ITE	16		20:49.904	1:15.308	Porsche 944 T	
2	#74	Chris Jurkiewicz	ITE	14	2 Laps	17:49.337	1:13.296	BMW 325i/whi	Race Developments/Ca
3	#64	Robert Tucker	ITE	13	3 Laps	16:10.624	1:13.458	Porsche 911/C	
ITR									
1	#50	Stephen Blethen	ITR	16		20:37.702	1:15.133	Mazda RX8/Blu	RSTPerformance.com
2	#51	Raymond Blethen	ITR	16	7.690	20:45.392	1:16.449	Mazda RX8/Blu	RST Performance Racir
3	#56	Mike Frost	ITR	16	8.013	20:45.715	1:15.792	BMW 328i/Gre	Vermont Eco Floors
4	#3	Brian Bagnall	ITR	16	23.579	21:01.281	1:17.466	Chevrolet Cor	Brian Bagnall Construct
5	#27	Anthony Serra	ITR	15	1 Lap	20:09.869	1:13.348	BMW 328i/Blu	Autotechnic/Meccanic S
Not classified									
DNS	#02	Suzy Hiniker	ITR		DNS			BMW E36/Mar	TheAutoBlonde.com
DNS	#29	Domenic Crugnale	ITR		DNS			BMW 325is/wf	Scuderia GTJ Motorspo
DNS	#73	Mark Ketenci	ITR		DNS			BMW 328 ci/bl	3D Autoworks
ITS									
1	#14	Glenn Lawton	ITS	16		20:40.741	1:16.349	Mazda RX-7/w	Granite State Manufact

Announcements

Time Prov 1355 Time Final 1730

Margin of Victory	Avg. Speed	Best Lap Tm	Best Speed	Best Lap by
1:08.838	81.160	1:09.563	82.803	#18 - Dave Maynard

Joshua Underwood, Chief of Timing & Scoring

Orbits

Bob Introne, Chief Steward / Jack Hanifan, Chairman SOM

www.mylaps.com

Licensed to: NEDiv

Page 1/2



**New England Region
NERRC Memorial Day Weekend
Official Contingency Result**



Memorial Day Weekend Regionals and CRE

Sorted on Laps

Grp 1 - GT1-2-3, AS, T1-2, ITE-R-S

New Hampshire Mtr Spdway S/F 1.600 miles

Race 3 #16-R-4239-S

2016-05-29 13:00

Race (18:00 and 1 Laps) started at 13:33:22

Pos	No.	Name	Class	Laps	Diff	Total Tm	Best Tm	Make-Model	Sponsor
2	#10	Matt Miskoe	ITS	16	15.014	20:55.755	1:17.800	Mazda Miata/E	WhoopAss Race Fuel
3	#44	Joe Stadelmann	ITS	16	20.392	21:01.133	1:17.654	Porsche 944S/	
4	#17	J T Coupal	ITS	16	22.036	21:02.777	1:17.689	Mazda Miata/E	Flatout Motorsports MI
5	#40	Mark Gregory	ITS	16	22.625	21:03.366	1:17.995	Mazda Miata/c	Rosmar Racing

T2

1	#24	Tony Lewis	T2	17		21:15.350	1:13.580	Chevrolet Carr	Taknology. M+A Auto S
---	-----	------------	----	----	--	-----------	----------	----------------	-----------------------

Announcements

Time Prov 1355 Time Final 1730

Margin of Victory	Avg. Speed	Best Lap Tm	Best Speed	Best Lap by
1:08.838	81.160	1:09.563	82.803	#18 - Dave Maynard

Joshua Underwood, Chief of Timing & Scoring

Orbits

Bob Introne, Chief Steward / Jack Hanifan, Chairman SOM

www.mylaps.com

Licensed to: NEDiv

Page 2/2

Memorial Day Weekend Regionals and CRE

Lapchart

Grp 1 - GT1-2-3, AS, T1-2, ITE-R-S

New Hampshire Mtr Spdway S/F 1.600 miles

Race 3 #16-R-4239-S

2016-05-29 13:00

Race (18:00 and 1 Laps) started at 13:33:22

Competitors	Laps																	
	0	1	2	3	4	5	6	7	8	9	10	11	12	13	14	15	16	17
Dave Maynard (#18)	1	#18	#18	#18	#18	#18	#18	#18	#18	#18	#18	#18	#18	#18	#18	#18	#18	#18
Tony Lewis (#24)	2	#24	#64	#64	#27	#27	#27	#27	#27	#27	#27	#27	#64	#64	#24	#24	#24	#24
Robert Tucker (#64)	3	#64	#27	#27	#64	#64	#64	#64	#64	#64	#64	#64	#27	#74	#9	#9	#9	#9
Anthony Serra (#27)	4	#27	#56	#24	#24	#24	#24	#24	#24	#24	#24	#24	#24	#24	#80	#80	#80	#80
Mark Wheaton (#9)	5	#9	#24	#56	#9	#9	#9	#9	#9	#9	#9	#74	#74	#74	#9	#74	#50	#50
Mike Frost (#56)	6	#56	#14	#9	#56	#74	#74	#74	#74	#74	#74	#9	#9	#9	#27	#50	#14	#14
Chris Jurkiewicz (#74)	7	#74	#9	#74	#74	#56	#56	#56	#56	#56	#50	#50	#50	#50	#80	#27	#51	#51
Glenn Lawton (#14)	8	#14	#74	#14	#14	#14	#14	#14	#50	#50	#56	#14	#80	#80	#50	#14	#56	#56
Stephen Blethen (#50)	9	#50	#10	#50	#50	#50	#50	#14	#14	#14	#56	#14	#14	#14	#14	#56	#81	#81
Matt Miskoe (#10)	10	#10	#50	#10	#3	#10	#10	#51	#51	#80	#80	#80	#56	#56	#56	#51	#10	#10
Raymond Blethen (#51)	11	#51	#3	#3	#10	#3	#51	#10	#3	#51	#51	#51	#51	#51	#51	#81	#44	#44
J T Coupal (#17)	12	#17	#51	#44	#51	#51	#3	#3	#10	#3	#10	#10	#10	#81	#10	#3	#3	#3
Brian Bagnall (#3)	13	#3	#44	#51	#44	#44	#44	#44	#80	#10	#44	#44	#81	#81	#10	#44	#17	#17
Joe Stadelmann (#44)	14	#44	#17	#17	#17	#17	#17	#17	#44	#44	#3	#3	#44	#44	#44	#3	#40	#40
David Burke (#127)	15	#127	#40	#40	#40	#40	#40	#80	#17	#17	#81	#81	#3	#3	#3	#17	#27	#27
Mark Gregory (#40)	16	#40	#127	#127	#127	#81	#81	#40	#40	#81	#17	#17	#17	#17	#17	#40	#127	#127
Zachary Slater (#81)	17	#81	#80	#81	#81	#127	#80	#81	#81	#40	#40	#40	#40	#40	#40	#40	#127	#127
Maurizio Cerasoli (#80)	18	#80	#81	#80	#80	#80	#127	#127	#127	#127	#127	#127	#127	#127	#127	#127	#127	#127
-	19																	
-	20																	
-	21																	
-	22																	



New England Region NERRC Memorial Day Weekend Official Contingency Result



Memorial Day Weekend Regionals and CRE

Grp 1 - GT1-2-3, AS, T1-2, ITE-R-S

New Hampshire Mtr Spdwy S/F 1.600 miles

Race 3 #16-R-4239-S

2016-05-29 13:00

Race (18:00 and 1 Laps) started at 13:33:22

Lap	Lap Tm	Diff	Time of Day
(#44) Joe Stadelmann			
1	1:22.188	+4.534	13:34:47.162
2	1:17.654		13:36:04.816
3	1:18.378	+0.724	13:37:23.194
4	1:17.969	+0.315	13:38:41.163
5	1:18.406	+0.752	13:39:59.569
6	1:18.364	+0.710	13:41:17.933
7	1:17.759	+0.105	13:42:35.692
8	1:18.356	+0.702	13:43:54.048
9	1:19.613	+1.959	13:45:13.661
10	1:17.789	+0.135	13:46:31.450
11	1:18.634	+0.980	13:47:50.084
12	1:18.501	+0.847	13:49:08.585
13	1:18.631	+0.977	13:50:27.216
14	1:18.098	+0.444	13:51:45.314
15	1:18.991	+1.337	13:53:04.305
16	1:19.733	+2.079	13:54:24.038

Lap	Lap Tm	Diff	Time of Day
(#3) Brian Bagnall			
1	1:21.166	+3.700	13:34:45.953
2	1:17.466		13:36:03.419
3	1:18.002	+0.536	13:37:21.421
4	1:18.693	+1.227	13:38:40.114
5	1:18.328	+0.862	13:39:58.442
6	1:18.072	+0.606	13:41:16.514
7	1:17.833	+0.367	13:42:34.347
8	1:18.047	+0.581	13:43:52.394
9	1:21.729	+4.263	13:45:14.123
10	1:18.555	+1.089	13:46:32.678
11	1:18.955	+1.489	13:47:51.633
12	1:18.220	+0.754	13:49:09.853
13	1:18.025	+0.559	13:50:27.878
14	1:18.647	+1.181	13:51:46.525
15	1:19.307	+1.841	13:53:05.832
16	1:18.354	+0.888	13:54:24.186

Lap	Lap Tm	Diff	Time of Day
(#17) J T Coupal			
1	1:23.338	+5.649	13:34:47.979
2	1:18.270	+0.581	13:36:06.249
3	1:18.135	+0.446	13:37:24.384
4	1:17.689		13:38:42.073
5	1:18.507	+0.818	13:40:00.580
6	1:18.186	+0.497	13:41:18.766
7	1:18.249	+0.560	13:42:37.015
8	1:17.840	+0.151	13:43:54.855
9	1:20.280	+2.591	13:45:15.135
10	1:19.826	+2.137	13:46:34.961
11	1:18.035	+0.346	13:47:52.996
12	1:18.659	+0.970	13:49:11.655
13	1:18.094	+0.405	13:50:29.749
14	1:18.381	+0.692	13:51:48.130
15	1:18.654	+0.965	13:53:06.784
16	1:18.898	+1.209	13:54:25.682

Lap	Lap Tm	Diff	Time of Day
(#40) Mark Gregory			
1	1:22.527	+4.532	13:34:48.222
2	1:18.516	+0.521	13:36:06.738
3	1:17.995		13:37:24.733
4	1:18.194	+0.199	13:38:42.927
5	1:18.863	+0.868	13:40:01.790
6	1:18.311	+0.316	13:41:20.101

Lap	Lap Tm	Diff	Time of Day
7	1:18.689	+0.694	13:42:38.790
8	1:19.134	+1.139	13:43:57.924
9	1:19.236	+1.241	13:45:17.160
10	1:18.258	+0.263	13:46:35.418
11	1:18.623	+0.628	13:47:54.041
12	1:18.263	+0.268	13:49:12.304
13	1:18.022	+0.027	13:50:30.326
14	1:18.572	+0.577	13:51:48.898
15	1:18.478	+0.483	13:53:07.376
16	1:18.895	+0.900	13:54:26.271

Lap	Lap Tm	Diff	Time of Day
(#27) Anthony Serra			
1	1:16.843	+3.495	13:34:40.136
2	1:13.348		13:35:53.484
3	1:13.609	+0.261	13:37:07.093
4	1:13.519	+0.171	13:38:20.612
5	1:13.855	+0.507	13:39:34.467
6	1:14.203	+0.855	13:40:48.670
7	1:14.259	+0.911	13:42:02.929
8	1:14.246	+0.898	13:43:17.175
9	1:13.751	+0.403	13:44:30.926
10	1:14.573	+1.225	13:45:45.499
11	1:14.991	+1.643	13:47:00.490
12	1:19.060	+5.712	13:48:19.550
13	1:30.010	+16.662	13:49:49.560
14	1:36.028	+22.680	13:51:25.588
15	2:07.186	+53.838	13:53:32.774

Lap	Lap Tm	Diff	Time of Day
(#127) David Burke			
1	1:23.233	+4.064	13:34:48.544
2	1:19.389	+0.220	13:36:07.933
3	1:19.432	+0.263	13:37:27.365
4	1:19.635	+0.466	13:38:47.000
5	1:19.169		13:40:06.169
6	1:20.009	+0.840	13:41:26.178
7	1:20.801	+1.632	13:42:46.979
8	1:19.645	+0.476	13:44:06.624
9	1:19.286	+0.117	13:45:25.910
10	1:19.170	+0.001	13:46:45.080
11	1:37.464	+18.295	13:48:22.544
12	1:27.314	+8.145	13:49:49.858
13	1:22.973	+3.804	13:51:12.831
14	1:20.089	+0.920	13:52:32.920
15	1:19.815	+0.646	13:53:52.735

Lap	Lap Tm	Diff	Time of Day
(#74) Chris Jurkiewicz			
1	1:20.343	+7.047	13:34:44.059
2	1:14.031	+0.735	13:35:58.090
3	1:16.324	+3.028	13:37:14.414
4	1:14.354	+1.058	13:38:28.768
5	1:13.749	+0.453	13:39:42.517
6	1:14.208	+0.912	13:40:56.725
7	1:13.730	+0.434	13:42:10.455
8	1:13.527	+0.231	13:43:23.982
9	1:13.492	+0.196	13:44:37.474
10	1:13.545	+0.249	13:45:51.019
11	1:13.296		13:47:04.315
12	1:16.143	+2.847	13:48:20.458
13	1:14.034	+0.738	13:49:34.492
p14	1:37.750	+24.454	13:51:12.242

Joshua Underwood, Chief of Timing & Scoring

Orbits

Bob Introne, Chief Steward / Jack Hanifan, Chairman SOM

www.mylaps.com
Licensed to: NEDIV



New England Region NERRC Memorial Day Weekend Official Contingency Result



Memorial Day Weekend Regionals and CRE

Sorted on Best Lap time

Grp 1 - GT1-2-3, AS, T1-2, ITE-R-S

New Hampshire Mtr Spdway S/F 1.600 miles

Race 3 #16-R-4239-S

2016-05-29 13:00

Race (18:00 and 1 Laps) started at 13:33:22

Pos	No.	Name	Class	Best Tm	Diff	Best Speed	In Lap	Make-Model	Sponsor
AS									
1	#9	Mark Wheaton	AS	1:13.361		78.516	8	Ford Mustang/Orar	Vortex Motors
Not classified									
DNS	#38	John Branscombe	GT1			-	0	Chevrolet Corvette,	Colony Used Auto I
GT2									
1	#18	Dave Maynard	GT2	1:09.563		82.803	4	BMW 330/orange	3D Auto Works Inc
2	#80	Maurizio Cerasoli	GT2	1:11.726	2.163	80.306	12	Porsche 944 Turbo,	MCRacing
GT3									
1	#127	David Burke	GT3	1:19.169		72.756	5	Porsche 944/Blue	Marty's Buick GMC
ITE									
1	#74	Chris Jurkiewicz	ITE	1:13.296		78.585	11	BMW 325i/white	Race Development
2	#64	Robert Tucker	ITE	1:13.458	0.162	78.412	11	Porsche 911/Green	
3	#81	Zachary Slater	ITE	1:15.308	2.012	76.486	5	Porsche 944 Turbo,	
ITR									
1	#27	Anthony Serra	ITR	1:13.348		78.530	2	BMW 328i/Blue	Autotechnic/Mecca
2	#50	Stephen Blethen	ITR	1:15.133	1.785	76.664	4	Mazda RX8/Blue/Gi	RSTPerformance.cc
3	#56	Mike Frost	ITR	1:15.792	2.444	75.997	2	BMW 328i/Green	Vermont Eco Floor:
4	#51	Raymond Blethen	ITR	1:16.449	3.101	75.344	14	Mazda RX8/Blue/Oi	RST Performance F
5	#3	Brian Bagnall	ITR	1:17.466	4.118	74.355	2	Chevrolet Corvette,	Brian Bagnall Cons
Not classified									
DNS	#02	Suzy Hiniker	ITR			-	0	BMW E36/Maroon	TheAutoBlonde.cor
DNS	#29	Domenic Crugnale	ITR			-	0	BMW 325is/white	Scuderia GTJ Moto
DNS	#73	Mark Ketenci	ITR			-	0	BMW 328 ci/blue	3D Autoworks
ITS									
1	#14	Glenn Lawton	ITS	1:16.349		75.443	4	Mazda RX-7/white/	Granite State Manu
2	#44	Joe Stadelmann	ITS	1:17.654	1.305	74.175	2	Porsche 944S/Oran	
3	#17	J T Coupal	ITS	1:17.689	1.340	74.142	4	Mazda Miata/Blu/Bl	Flatout Motorsport:
4	#10	Matt Miskoe	ITS	1:17.800	1.451	74.036	11	Mazda Miata/Blue/!	WhoopAss Race Fu
5	#40	Mark Gregory	ITS	1:17.995	1.646	73.851	3	Mazda Miata/green	Rosmar Racing

Announcements

Time Prov 1355 Time Final 1730

Joshua Underwood, Chief of Timing & Scoring

Orbits

Bob Introne, Chief Steward / Jack Hanifan, Chairman SOM

www.mylaps.com
Licensed to: NEDiv



**New England Region
NERRC Memorial Day Weekend
Official Contingency Result**



Memorial Day Weekend Regionals and CRE

Sorted on Best Lap time

Grp 1 - GT1-2-3, AS, T1-2, ITE-R-S

New Hampshire Mtr Spdway S/F 1.600 miles

Race 3 #16-R-4239-S

2016-05-29 13:00

Race (18:00 and 1 Laps) started at 13:33:22

Pos	No.	Name	Class	Best Tm	Diff	Best Speed	In Lap	Make-Model	Sponsor
T2									
1	#24	Tony Lewis	T2	1:13.580		78.282	3	Chevrolet Camaro/I	Taknology. M+A Al

Announcements

Time Prov 1355 Time Final 1730

Joshua Underwood, Chief of Timing & Scoring

Orbits

Bob Introne, Chief Steward / Jack Hanifan, Chairman SOM

www.mylaps.com
Licensed to: NEDiv



**New England Region
NERRC Memorial Day Weekend
Official Contingency Result**



Memorial Day Weekend Regionals and CRE

Sorted on Laps

Grp 2 - FV, F5, FST, F6

New Hampshire Mtr Spdway S/F 1.600 miles

Race 3 #16-R-4239-S

2016-05-29 13:25

Race (18:00 and 1 Laps) started at 14:04:46

Pos	No.	Name	Class	Laps	Diff	Total Tm	Best Tm	Make-Model	Sponsor
1	#22	Michael Hinkle	FV	9		12:08.088	1:18.386	BRD AFV02/Ye	Yes Please
2	#23	Christopher Zarzycki	FV	9	0.551	12:08.639	1:18.366	Citation 93V/Y	
3	#61	Walter Popiak	FV	9	0.979	12:09.067	1:19.578	CITATION 95V	LANGLAIS GROUP
4	#71	Jeffrey Adams	FV	9	2.375	12:10.463	1:19.554	campbell motc	napa auto parts of sou
5	#15	John Ferreira	FV	9	3.944	12:12.032	1:19.310	SpeedSport/bl	
6	#4	Paul Faford	FV	9	4.343	12:12.431	1:18.915	Mysterian M2/	
7	#72	David Cardillo	FV	9	4.905	12:12.993	1:19.254	Vortech/Red	
8	#27	David Saggio	FV	9	12.883	12:20.971	1:21.074	Mysterian M2/	
9	#17	Jennifer Ferreira	FV	9	13.794	12:21.882	1:20.802	Protoform P1/	
10	#96	John Melican	FV	5	4 Laps	6:49.711	1:20.086	mysterian m3	

Announcements

Time Prov 1417 Time Final 1523
Early checker due to on-track incident

Margin of Victory	Avg. Speed	Best Lap Tm	Best Speed	Best Lap by
0.551	71.200	1:18.366	73.501	#23 - Christopher Zarzycki

Joshua Underwood, Chief of Timing & Scoring

Orbits

Bob Introne, Chief Steward / Jack Hanifan, Chairman SOM

www.mylaps.com
Licensed to: NEDiv



**New England Region
NERRC Memorial Day Weekend
Official Contingency Result**



Memorial Day Weekend Regionals and CRE

Sorted on Laps

Grp 2 - FV, F5, FST, F6

New Hampshire Mtr Spdway S/F 1.600 miles

Race 3 #16-R-4239-S

2016-05-29 13:25

Race (18:00 and 1 Laps) started at 14:04:46

Pos	No.	Name	Class	Laps	Diff	Total Tm	Best Tm	Make-Model	Sponsor
FV									
1	#22	Michael Hinkle	FV	9		12:08.088	1:18.386	BRD AFV02/Ye	Yes Please
2	#23	Christopher Zarzycki	FV	9	0.551	12:08.639	1:18.366	Citation 93V/Y	
3	#61	Walter Popiak	FV	9	0.979	12:09.067	1:19.578	CITATION 95V	LANGLAIS GROUP
4	#71	Jeffrey Adams	FV	9	2.375	12:10.463	1:19.554	campbell motc	napa auto parts of sou
5	#15	John Ferreira	FV	9	3.944	12:12.032	1:19.310	SpeedSport/bl	
6	#4	Paul Faford	FV	9	4.343	12:12.431	1:18.915	Mysterian M2/	
7	#72	David Cardillo	FV	9	4.905	12:12.993	1:19.254	Vortech/Red	
8	#27	David Saggio	FV	9	12.883	12:20.971	1:21.074	Mysterian M2/	
9	#17	Jennifer Ferreira	FV	9	13.794	12:21.882	1:20.802	Protoform P1/	
10	#96	John Melican	FV	5	4 Laps	6:49.711	1:20.086	mysterian m3	

Announcements

Time Prov 1417 Time Final 1523
Early checker due to on-track incident

Margin of Victory	Avg. Speed	Best Lap Tm	Best Speed	Best Lap by
0.551	71.200	1:18.366	73.501	#23 - Christopher Zarzycki

Joshua Underwood, Chief of Timing & Scoring

Orbits

Bob Introne, Chief Steward / Jack Hanifan, Chairman SOM

www.mylaps.com
Licensed to: NEDiv

Memorial Day Weekend Regionals and CRE

Lapchart


Grp 2 - FV, F5, FST, F6

New Hampshire Mtr Spdway S/F 1.600 miles

Race 3 #16-R-4239-S

2016-05-29 13:25

Race (18:00 and 1 Laps) started at 14:04:46



Competitors	Laps										
	0	1	2	3	4	5	6	7	8	9	
Michael Hinkle (#22)	1	#22	#22	#22	#22	#22	#22	#22	#22	#22	#22
Christopher Zarzycki (#23)	2	#23	#61	#61	#23	#23	#23	#23	#23	#23	#23
John Ferreira (#15)	3	#15	#23	#23	#61	#61	#61	#61	#61	#61	#61
Walter Popiak (#61)	4	#61	#71	#71	#71	#71	#71	#71	#71	#71	#71
Paul FaFord (#4)	5	#4	#15	#15	#15	#15	#15	#15	#15	#15	#15
Jeffrey Adams (#71)	6	#71	#4	#4	#4	#4	#4	#4	#4	#4	#4
David Cardillo (#72)	7	#72	#96	#96	#96	#96	#72	#72	#72	#72	#72
John Melican (#96)	8	#96	#27	#72	#72	#72	#96	#27	#27	#27	#27
David Saggio (#27)	9	#27	#72	#27	#27	#27	#27	#17	#17	#17	#17
Jennifer Ferreira (#17)	10	#17	#17	#17	#17	#17	#17	#17	#17	#17	#17



New England Region NERRC Memorial Day Weekend Official Contingency Result



Memorial Day Weekend Regionals and CRE

Grp 2 - FV, F5, FST, F6

New Hampshire Mtr Spdway S/F 1.600 miles

Race 3 #16-R-4239-S

2016-05-29 13:25

Race (18:00 and 1 Laps) started at 14:04:46

Lap	Lap Tm	Diff	Time of Day
(#22) Michael Hinkle			
1	1:19.940	+1.554	14:06:06.189
2	1:18.386		14:07:24.575
3	1:18.699	+0.313	14:08:43.274
4	1:18.442	+0.056	14:10:01.716
5	1:18.451	+0.065	14:11:20.167
6	1:19.169	+0.783	14:12:39.336
7	1:19.242	+0.856	14:13:58.578
8	1:19.492	+1.106	14:15:18.070
9	1:36.267	+17.881	14:16:54.337

Lap	Lap Tm	Diff	Time of Day
(#23) Christopher Zarzycki			
1	1:23.486	+5.120	14:06:09.826
2	1:20.523	+2.157	14:07:30.349
3	1:19.597	+1.231	14:08:49.946
4	1:19.144	+0.778	14:10:09.090
5	1:18.922	+0.556	14:11:28.012
6	1:18.954	+0.588	14:12:46.966
7	1:18.366		14:14:05.332
8	1:19.320	+0.954	14:15:24.652
9	1:30.236	+11.870	14:16:54.888

Lap	Lap Tm	Diff	Time of Day
(#61) Walter Popiak			
1	1:23.157	+3.579	14:06:09.630
2	1:20.571	+0.993	14:07:30.201
3	1:20.525	+0.947	14:08:50.726
4	1:19.692	+0.114	14:10:10.418
5	1:19.578		14:11:29.996
6	1:19.604	+0.026	14:12:49.600
7	1:19.797	+0.219	14:14:09.397
8	1:20.135	+0.557	14:15:29.532
9	1:25.784	+6.206	14:16:55.316

Lap	Lap Tm	Diff	Time of Day
(#71) Jeffrey Adams			
1	1:23.586	+4.032	14:06:10.230
2	1:20.271	+0.717	14:07:30.501
3	1:20.274	+0.720	14:08:50.775
4	1:20.004	+0.450	14:10:10.779
5	1:20.063	+0.509	14:11:30.842
6	1:19.554		14:12:50.396
7	1:20.184	+0.630	14:14:10.580
8	1:20.013	+0.459	14:15:30.593
9	1:26.119	+6.565	14:16:56.712

Lap	Lap Tm	Diff	Time of Day
(#15) John Ferreira			
1	1:25.246	+5.936	14:06:11.712
2	1:20.614	+1.304	14:07:32.326
3	1:20.220	+0.910	14:08:52.546
4	1:19.772	+0.462	14:10:12.318
5	1:19.310		14:11:31.628
6	1:19.664	+0.354	14:12:51.292
7	1:20.132	+0.822	14:14:11.424
8	1:20.519	+1.209	14:15:31.943
9	1:26.338	+7.028	14:16:58.281

Lap	Lap Tm	Diff	Time of Day
(#4) Paul Faford			
1	1:25.455	+6.540	14:06:12.010
2	1:20.980	+2.065	14:07:32.990
3	1:20.760	+1.845	14:08:53.750
4	1:18.915		14:10:12.665

Lap	Lap Tm	Diff	Time of Day
5	1:19.376	+0.461	14:11:32.041
6	1:19.519	+0.604	14:12:51.560
7	1:20.160	+1.245	14:14:11.720
8	1:20.387	+1.472	14:15:32.107
9	1:26.573	+7.658	14:16:58.680

Lap	Lap Tm	Diff	Time of Day
(#72) David Cardillo			
1	1:27.367	+8.113	14:06:14.177
2	1:21.429	+2.175	14:07:35.606
3	1:20.326	+1.072	14:08:55.932
4	1:20.052	+0.798	14:10:15.984
5	1:19.254		14:11:35.238
6	1:19.321	+0.067	14:12:54.559
7	1:20.310	+1.056	14:14:14.869
8	1:20.461	+1.207	14:15:35.330
9	1:23.912	+4.658	14:16:59.242

Lap	Lap Tm	Diff	Time of Day
(#27) David Saggio			
1	1:27.000	+5.926	14:06:14.072
2	1:22.672	+1.598	14:07:36.744
3	1:21.107	+0.033	14:08:57.851
4	1:21.151	+0.077	14:10:19.002
5	1:21.074		14:11:40.076
6	1:21.607	+0.533	14:13:01.683
7	1:21.132	+0.058	14:14:22.815
8	1:21.673	+0.599	14:15:44.488
9	1:22.732	+1.658	14:17:07.220

Lap	Lap Tm	Diff	Time of Day
(#17) Jennifer Ferreira			
1	1:27.398	+6.596	14:06:14.867
2	1:22.472	+1.670	14:07:37.339
3	1:20.802		14:08:58.141
4	1:21.898	+1.096	14:10:20.039
5	1:21.024	+0.222	14:11:41.063
6	1:21.756	+0.954	14:13:02.819
7	1:20.888	+0.086	14:14:23.707
8	1:21.257	+0.455	14:15:44.964
9	1:23.167	+2.365	14:17:08.131

Lap	Lap Tm	Diff	Time of Day
(#96) John Melican			
1	1:26.290	+6.204	14:06:13.166
2	1:21.700	+1.614	14:07:34.866
3	1:20.511	+0.425	14:08:55.377
4	1:20.497	+0.411	14:10:15.874
5	1:20.086		14:11:35.960

Joshua Underwood, Chief of Timing & Scoring

Orbits

Bob Introne, Chief Steward / Jack Hanifan, Chairman SOM

Joshua Underwood

www.mylaps.com
Licensed to: NEDiv



**New England Region
NERRC Memorial Day Weekend
Official Contingency Result**



Memorial Day Weekend Regionals and CRE

Sorted on Best Lap time

Grp 2 - FV, F5, FST, F6

New Hampshire Mtr Spdway S/F 1.600 miles

Race 3 #16-R-4239-S

2016-05-29 13:25

Race (18:00 and 1 Laps) started at 14:04:46

Pos	No.	Name	Class	Best Tm	Diff	Best Speed	In Lap	Make-Model	Sponsor
FV									
1	#23	Christopher Zarzycki	FV	1:18.366		73.501	7	Citation 93V/Yellow	
2	#22	Michael Hinkle	FV	1:18.386	0.020	73.483	2	BRD AFV02/Yellow	Yes Please
3	#4	Paul Faford	FV	1:18.915	0.549	72.990	4	Mysterian M2/Blue	
4	#72	David Cardillo	FV	1:19.254	0.888	72.678	5	Vortech/Red	
5	#15	John Ferreira	FV	1:19.310	0.944	72.626	5	SpeedSport/black/	
6	#71	Jeffrey Adams	FV	1:19.554	1.188	72.404	6	campbell motorspo	napa auto parts of
7	#61	Walter Popiak	FV	1:19.578	1.212	72.382	5	CITATION 95V/REC	LANGLAIS GROUP
8	#96	John Melican	FV	1:20.086	1.720	71.923	5	mysterian m3 fv/re	
9	#17	Jennifer Ferreira	FV	1:20.802	2.436	71.285	3	Protoform P1/Blue	
10	#27	David Saggio	FV	1:21.074	2.708	71.046	5	Mysterian M2/Blue	

Announcements

Time Prov 1417 Time Final 1523

Early checker due to on-track incident

Joshua Underwood, Chief of Timing & Scoring

Orbits

Bob Introne, Chief Steward / Jack Hanifan, Chairman SOM

www.mylaps.com

Licensed to: NEDiv



**New England Region
NERRC Memorial Day Weekend
Official Contingency Result**



Memorial Day Weekend Regionals and CRE

Sorted on Laps

Grp 3 - ITA, IT7, ITC, E-F-HP, GTL, ITEZ

New Hampshire Mtr Spdway S/F 1.600 miles

Race 3 #16-R-4239-S

2016-05-29 13:50

Race (18:00 and 1 Laps) started at 14:32:08

Pos	No.	Name	Class	Laps	Diff	Total Tm	Best Tm	Make-Model	Sponsor
1	#08	Jeff Wasilko	ITA	15		20:32.804	1:16.917	Mazda Miata/E	
2	#84	John Branscombe	ITA	15	3.762	20:36.566	1:17.466	Acura integra/	Pipe Dreams Metal fab
3	#47	A. Sterling Cole	EP	15	9.925	20:42.729	1:17.543	Mazda RX3/ye	Wankel Works Racetel
4	#87	Stephen Pope	ITA	15	10.619	20:43.423	1:17.660	Mazda Miata/r	Pope Design Group
5	#78	Peter Fail	ITA	15	49.240	21:22.044	1:20.081	Mazda Miata/v	mopydick
6	#77	Daniel Sheppard	IT7	15	56.126	21:28.930	1:19.510	Mazda RX7/pu	it7racing.com
7	#98	Jorge Santos	HP	15	57.145	21:29.949	1:20.947	Datsun 1200/v	
8	#43	Kyle Colbey	ITA	15	57.445	21:30.249	1:20.540	Honda CRX Si	Like Father Like Son Ra
9	#86	Mark Wheatley	ITA	15	1:03.335	21:36.139	1:20.923	Mazda Miata/ε	
10	#39	Fred White	HP	15	1:09.444	21:42.248	1:20.978	Honda CRX/re	Hoosier
11	#90	David Colbey	ITA	15	1:10.714	21:43.518	1:21.186	Honda CRX Si	Like Father Like Son Ra
12	#15	Richard Patullo	IT7	15	1:13.849	21:46.653	1:22.210	Mazda RX7/Ic	
13	#3	Serge Lentz	IT7	15	1:14.236	21:47.040	1:21.735	Mazda RX7/Bl	Belgo-Am Racing
14	#81	JB Swan	IT7	15	1:14.860	21:47.664	1:21.747	Mazda RX-7/bl	R&S Redco
15	#50	Christopher Milton-Hall	ITA	15	1:19.149	21:51.953	1:21.872	Mazda Miata/c	Automaster Collision C
16	#9	Sandy Stevens	ITA	14	1 Lap	20:26.760	1:20.400	Mazda Miata/t	SkidSchool
17	#35	Paul DeYeso	IT7	14	1 Lap	20:32.918	1:22.333	Mazda RX-7/M	Kid's Inheritance
18	#85	William Goodale	GTL	14	1 Lap	20:36.611	1:21.343	Mazda mx3/bl	goodale racing
19	#19	Andrew Osbrink	ITA	14	1 Lap	20:51.865	1:23.377	Mazda Miata/F	
20	#71	Andrew Wickline	ITA	14	1 Lap	20:57.397	1:24.020	Mazda miata/v	
21	#27	Donald Blunt	IT7	14	1 Lap	20:59.288	1:24.238	Mazda rx7/wh	
22	#49	Michael Collier	ITEZ	12	3 Laps	18:44.348	1:21.241	Porsche 944/V	Northeast Track Days
23	#01	Brian Mushnick	HP	9	6 Laps	14:37.346	1:22.097	Volkswagen Go	

Not classified

DNS	#147	John Tirrell	ITEZ		DNS			Fiat 500 Abart	Independent Ferrari Se
DNS	#70	Eric Maynard	ITA		DNS			Plymouth Lase	Stick it to'em Graphics

Announcements

Time Prov 1455 Time Final 1525

Margin of Victory	Avg. Speed	Best Lap Tm	Best Speed	Best Lap by
3.762	70.084	1:16.917	74.886	#08 - Jeff Wasilko

Joshua Underwood, Chief of Timing & Scoring

Orbits

Bob Introne, Chief Steward / Jack Hanifan, Chairman SOM

www.mylaps.com

Licensed to: NEDiv



**New England Region
NERRC Memorial Day Weekend
Official Contingency Result**



Memorial Day Weekend Regionals and CRE

Sorted on Laps

Grp 3 - ITA, IT7, ITC, E-F-HP, GTL, ITEZ

New Hampshire Mtr Spdway S/F 1.600 miles

Race 3 #16-R-4239-S

2016-05-29 13:50

Race (18:00 and 1 Laps) started at 14:32:08

Pos	No.	Name	Class	Laps	Diff	Total Tm	Best Tm	Make-Model	Sponsor
EP									
1	#47	A. Sterling Cole	EP	15		20:42.729	1:17.543	Mazda RX3/ye	Wankel Works Racetel
GTL									
1	#85	William Goodale	GTL	14		20:36.611	1:21.343	Mazda mx3/bl	goodale racing
HP									
1	#98	Jorge Santos	HP	15		21:29.949	1:20.947	Datsun 1200/v	
2	#39	Fred White	HP	15	12.299	21:42.248	1:20.978	Honda CRX/re	Hoosier
3	#01	Brian Mushnick	HP	9	6 Laps	14:37.346	1:22.097	Volkswagen Go	
IT7									
1	#77	Daniel Sheppard	IT7	15		21:28.930	1:19.510	Mazda RX7/pu	it7racing.com
2	#15	Richard Patullo	IT7	15	17.723	21:46.653	1:22.210	Mazda RX7/Ic	
3	#3	Serge Lentz	IT7	15	18.110	21:47.040	1:21.735	Mazda RX7/Bl	Belgo-Am Racing
4	#81	JB Swan	IT7	15	18.734	21:47.664	1:21.747	Mazda RX-7/bl	R&S Redco
5	#35	Paul DeYeso	IT7	14	1 Lap	20:32.918	1:22.333	Mazda RX-7/M	Kid's Inheritance
6	#27	Donald Blunt	IT7	14	1 Lap	20:59.288	1:24.238	Mazda rx7/wh	
ITA									
1	#08	Jeff Wasilko	ITA	15		20:32.804	1:16.917	Mazda Miata/E	
2	#84	John Branscombe	ITA	15	3.762	20:36.566	1:17.466	Acura integra/	Pipe Dreams Metal fab
3	#87	Stephen Pope	ITA	15	10.619	20:43.423	1:17.660	Mazda Miata/r	Pope Design Group
4	#78	Peter Fail	ITA	15	49.240	21:22.044	1:20.081	Mazda Miata/v	mopydick
5	#43	Kyle Colbey	ITA	15	57.445	21:30.249	1:20.540	Honda CRX Si	Like Father Like Son R
6	#86	Mark Wheatley	ITA	15	1:03.335	21:36.139	1:20.923	Mazda Miata/S	
7	#90	David Colbey	ITA	15	1:10.714	21:43.518	1:21.186	Honda CRX Si	Like Father Like Son R
8	#50	Christopher Milton-Hall	ITA	15	1:19.149	21:51.953	1:21.872	Mazda Miata/c	Automaster Collision C
9	#9	Sandy Stevens	ITA	14	1 Lap	20:26.760	1:20.400	Mazda Miata/t	SkidSchool
10	#19	Andrew Osbrink	ITA	14	1 Lap	20:51.865	1:23.377	Mazda Miata/F	
11	#71	Andrew Wickline	ITA	14	1 Lap	20:57.397	1:24.020	Mazda miata/v	

Announcements

Time Prov 1455 Time Final 1525

Margin of Victory	Avg. Speed	Best Lap Tm	Best Speed	Best Lap by
3.762	70.084	1:16.917	74.886	#08 - Jeff Wasilko

Joshua Underwood, Chief of Timing & Scoring

Orbits

Bob Introne, Chief Steward / Jack Hanifan, Chairman SOM

www.mylaps.com

Licensed to: NEDiv

Page 1/2



**New England Region
NERRC Memorial Day Weekend
Official Contingency Result**



Memorial Day Weekend Regionals and CRE

Sorted on Laps

Grp 3 - ITA, IT7, ITC, E-F-HP, GTL, ITEZ

New Hampshire Mtr Spdway S/F 1.600 miles

Race 3 #16-R-4239-S

2016-05-29 13:50

Race (18:00 and 1 Laps) started at 14:32:08

Pos	No.	Name	Class	Laps	Diff	Total Tm	Best Tm	Make-Model	Sponsor
Not classified									
DNS	#70	Eric Maynard	ITA		DNS			Plymouth Lase	Stick it to'em Graphics
ITEZ									
1	#49	Michael Collier	ITEZ	12		18:44.348	1:21.241	Porsche 944/V	Northeast Track Days
Not classified									
DNS	#147	John Tirrell	ITEZ		DNS			Fiat 500 Abart	Independent Ferrari Se

Announcements

Time Prov 1455 Time Final 1525

Margin of Victory	Avg. Speed	Best Lap Tm	Best Speed	Best Lap by
3.762	70.084	1:16.917	74.886	#08 - Jeff Wasilko

Joshua Underwood, Chief of Timing & Scoring

Orbits

Bob Introne, Chief Steward / Jack Hanifan, Chairman SOM

www.mylaps.com

Licensed to: NEDiv

Page 2/2

Memorial Day Weekend Regionals and CRE

Lapchart


Grp 3 - ITA, IT7, ITC, E-F-HP, GTL, ITEZ

New Hampshire Mtr Spdway S/F 1.600 miles

Race 3 #16-R-4239-S

2016-05-29 13:50

Race (18:00 and 1 Laps) started at 14:32:08



Competitors	Laps																
		0	1	2	3	4	5	6	7	8	9	10	11	12	13	14	15
Jeff Wasilko (#08)	1	#08	#84	#47	#08	#08	#08	#08	#08	#08	#08	#08	#08	#08	#08	#08	#08
John Branscombe (#84)	2	#84	#08	#08	#47	#47	#84	#84	#84	#84	#84	#84	#84	#84	#84	#84	#84
Stephen Pope (#87)	3	#87	#47	#84	#84	#84	#47	#87	#87	#87	#87	#87	#87	#87	#87	#87	#47
A. Sterling Cole (#47)	4	#47	#87	#87	#87	#87	#47	#47	#47	#47	#47	#47	#47	#47	#47	#47	#87
Peter Fail (#78)	5	#78	#78	#98	#98	#98	#98	#77	#77	#77	#77	#77	#77	#78	#78	#78	#78
Daniel Sheppard (#77)	6	#77	#77	#9	#9	#78	#77	#98	#98	#98	#78	#78	#78	#77	#77	#77	#77
Kyle Colbey (#43)	7	#43	#43	#78	#78	#77	#78	#78	#78	#98	#98	#9	#9	#9	#98	#98	
Sandy Stevens (#9)	8	#9	#9	#90	#90	#9	#9	#9	#9	#9	#9	#98	#98	#98	#43	#43	
Jorge Santos (#98)	9	#98	#98	#50	#77	#90	#43	#43	#43	#43	#43	#43	#43	#43	#86	#86	
David Colbey (#90)	10	#90	#90	#77	#50	#43	#90	#90	#86	#86	#86	#86	#86	#86	#39	#39	
Christopher Milton-Hall (#50)	11	#50	#3	#15	#43	#50	#50	#86	#90	#90	#90	#39	#39	#39	#39	#90	
Serge Lentz (#3)	12	#3	#50	#43	#15	#15	#15	#15	#39	#39	#90	#90	#90	#90	#15	#15	
Paul DeYeso (#35)	13	#35	#15	#3	#3	#3	#86	#50	#50	#15	#15	#15	#15	#15	#3	#3	
Richard Patullo (#15)	14	#15	#35	#85	#85	#86	#3	#3	#39	#50	#50	#50	#50	#50	#3	#81	
JB Swan (#81)	15	#81	#85	#81	#86	#85	#39	#39	#3	#3	#3	#3	#3	#3	#81	#9	
William Goodale (#85)	16	#85	#81	#86	#81	#81	#85	#81	#81	#81	#81	#81	#81	#81	#50	#50	
Donald Blunt (#27)	17	#27	#01	#35	#01	#01	#81	#01	#01	#85	#49	#35	#35	#35	#35	#35	
Andrew Wickline (#71)	18	#71	#71	#01	#39	#39	#01	#85	#85	#49	#85	#85	#85	#85	#85	#85	
Brian Mushnick (#01)	19	#01	#86	#39	#35	#35	#35	#49	#35	#35	#49	#19	#19	#19	#19	#19	
Fred White (#39)	20	#39	#39	#27	#71	#49	#49	#49	#35	#01	#19	#19	#71	#71	#71	#71	
Mark Wheatley (#86)	21	#86	#27	#71	#27	#71	#71	#71	#19	#19	#71	#71	#27	#27	#27	#27	
Michael Collier (#49)	22	#49	#19	#19	#49	#19	#19	#19	#71	#71	#27	#27	#49	#49			
Andrew Osbrink (#19)	23	#19	#49	#49	#19	#27	#27	#27	#27	#01							
-	24																
-	25																



New England Region NERRC Memorial Day Weekend Official Contingency Result



Memorial Day Weekend Regionals and CRE

Grp 3 - ITA, IT7, ITC, E-F-HP, GTL, ITEZ

New Hampshire Mtr Spdwy S/F 1.600 miles

Race 3 #16-R-4239-S

2016-05-29 13:50

Race (18:00 and 1 Laps) started at 14:32:08

Lap	Lap Tm	Diff	Time of Day
(#08) Jeff Wasilko			
1	2:21.758	+1:04.841	14:34:30.539
2	1:20.660	+3.743	14:35:51.199
3	1:18.394	+1.477	14:37:09.593
4	1:17.371	+0.454	14:38:26.964
5	1:17.048	+0.131	14:39:44.012
6	1:17.250	+0.333	14:41:01.262
7	1:16.917		14:42:18.179
8	1:17.921	+1.004	14:43:36.100
9	1:17.342	+0.425	14:44:53.442
10	1:18.338	+1.421	14:46:11.780
11	1:17.193	+0.276	14:47:28.973
12	1:17.885	+0.968	14:48:46.858
13	1:17.816	+0.899	14:50:04.674
14	1:17.660	+0.743	14:51:22.334
15	1:19.251	+2.334	14:52:41.585

(#84) John Branscombe			
1	2:21.345	+1:03.879	14:34:30.458
2	1:21.323	+3.857	14:35:51.781
3	1:19.473	+2.007	14:37:11.254
4	1:17.653	+0.187	14:38:28.907
5	1:17.810	+0.344	14:39:46.717
6	1:17.466		14:41:04.183
7	1:17.471	+0.005	14:42:21.654
8	1:17.655	+0.189	14:43:39.309
9	1:17.552	+0.086	14:44:56.861
10	1:17.726	+0.260	14:46:14.587
11	1:17.712	+0.246	14:47:32.299
12	1:18.591	+1.125	14:48:50.890
13	1:18.567	+1.101	14:50:09.457
14	1:17.522	+0.056	14:51:26.979
15	1:18.368	+0.902	14:52:45.347

(#47) A. Sterling Cole			
1	2:20.681	+1:03.138	14:34:30.596
2	1:19.976	+2.433	14:35:50.572
3	1:19.406	+1.863	14:37:09.978
4	1:18.126	+0.583	14:38:28.104
5	1:19.646	+2.103	14:39:47.750
6	1:19.613	+2.070	14:41:07.363
7	1:17.883	+0.340	14:42:25.246
8	1:17.794	+0.251	14:43:43.040
9	1:18.259	+0.716	14:45:01.299
10	1:18.099	+0.556	14:46:19.398
11	1:17.543		14:47:36.941
12	1:18.554	+1.011	14:48:55.495
13	1:18.330	+0.787	14:50:13.825
14	1:18.668	+1.125	14:51:32.493
15	1:19.017	+1.474	14:52:51.510

(#87) Stephen Pope			
1	2:20.968	+1:03.308	14:34:30.842
2	1:21.600	+3.940	14:35:52.442
3	1:19.540	+1.880	14:37:11.982
4	1:18.670	+1.010	14:38:30.652
5	1:17.896	+0.236	14:39:48.548
6	1:18.537	+0.877	14:41:07.085
7	1:17.928	+0.268	14:42:25.013
8	1:17.787	+0.127	14:43:42.800

(#78) Peter Faili			
1	2:21.105	+1:01.024	14:34:31.332
2	1:25.989	+5.908	14:35:57.321
3	1:21.083	+1.002	14:37:18.404
4	1:20.081		14:38:38.485
5	1:22.021	+1.940	14:40:00.506
6	1:21.572	+1.491	14:41:22.078
7	1:20.828	+0.747	14:42:42.906
8	1:21.165	+1.084	14:44:04.071
9	1:21.631	+1.550	14:45:25.702
10	1:20.444	+0.363	14:46:46.146
11	1:20.231	+0.150	14:48:06.377
12	1:20.549	+0.468	14:49:26.926
13	1:20.641	+0.560	14:50:47.567
14	1:20.959	+0.878	14:52:08.526
15	1:22.299	+2.218	14:53:30.825

(#77) Daniel Sheppard			
1	2:20.898	+1:01.388	14:34:31.456
2	1:28.431	+8.921	14:35:59.887
3	1:20.416	+0.906	14:37:20.303
4	1:19.510		14:38:39.813
5	1:19.886	+0.376	14:39:59.699
6	1:20.781	+1.271	14:41:20.480
7	1:20.046	+0.536	14:42:40.526
8	1:20.492	+0.982	14:44:01.018
9	1:20.281	+0.771	14:45:21.299
10	1:20.958	+1.448	14:46:42.257
11	1:20.843	+1.333	14:48:03.100
12	1:24.690	+5.180	14:49:27.790
13	1:23.012	+3.502	14:50:50.802
14	1:22.062	+2.552	14:52:12.864
15	1:24.847	+5.337	14:53:37.711

(#98) Jorge Santos			
1	2:20.396	+59.449	14:34:31.749
2	1:24.361	+3.414	14:35:56.110
3	1:21.047	+0.100	14:37:17.157
4	1:20.947		14:38:38.104
5	1:21.420	+0.473	14:39:59.524
6	1:21.947	+1.000	14:41:21.471
7	1:21.078	+0.131	14:42:42.549
8	1:20.988	+0.041	14:44:03.537
9	1:22.360	+1.413	14:45:25.897
10	1:21.749	+0.802	14:46:47.646
11	1:22.090	+1.143	14:48:09.736
12	1:21.707	+0.760	14:49:31.443
13	1:22.590	+1.643	14:50:54.033
14	1:22.360	+1.413	14:52:16.393
15	1:22.337	+1.390	14:53:38.730

(#43) Kyle Colbey			
1	2:20.761	+1:00.221	14:34:31.532

(#86) Mark Wheatley			
1	2:17.481	+56.558	14:34:33.371
2	1:29.473	+8.550	14:36:02.844
3	1:22.787	+1.864	14:37:25.631
4	1:22.001	+1.078	14:38:47.632
5	1:21.349	+0.426	14:40:08.981
6	1:22.207	+1.284	14:41:31.188
7	1:21.150	+0.227	14:42:52.338
8	1:21.152	+0.229	14:44:13.490
9	1:21.247	+0.324	14:45:34.737
10	1:21.536	+0.613	14:46:56.273
11	1:20.923		14:48:17.196
12	1:21.564	+0.641	14:49:38.760
13	1:21.466	+0.543	14:51:00.226
14	1:22.700	+1.777	14:52:22.926
15	1:21.994	+1.071	14:53:44.920

(#39) Fred White			
1	2:18.257	+57.279	14:34:33.504
2	1:30.795	+9.817	14:36:04.299
3	1:22.561	+1.583	14:37:26.860
4	1:22.889	+1.911	14:38:49.749
5	1:21.865	+0.887	14:40:11.614
6	1:21.587	+0.609	14:41:33.201
7	1:21.726	+0.748	14:42:54.927
8	1:21.570	+0.592	14:44:16.497
9	1:21.446	+0.468	14:45:37.943
10	1:22.091	+1.113	14:47:00.034
11	1:20.978		14:48:21.012
12	1:22.492	+1.514	14:49:43.504
13	1:22.139	+1.161	14:51:05.643
14	1:23.103	+2.125	14:52:28.746
15	1:22.283	+1.305	14:53:51.029

(#90) David Colbey			
1	2:20.132	+58.946	14:34:31.755
2	1:26.025	+4.839	14:35:57.780
3	1:22.325	+1.139	14:37:20.105
4	1:23.581	+2.395	14:38:43.686
5	1:23.956	+2.770	14:40:07.642
6	1:23.094	+1.908	14:41:30.736
7	1:22.319	+1.133	14:42:53.055
8	1:21.186		14:44:14.241
9	1:22.796	+1.610	14:45:37.037
10	1:23.816	+2.630	14:47:00.853
11	1:21.718	+0.532	14:48:22.571

Joshua Underwood, Chief of Timing & Scoring

Bob Introne, Chief Steward / Jack Hanifan, Chairman SOM

Orbits

Joshua Underwood

www.mylaps.com
Licensed to: NEDIV



New England Region
 NERRC Memorial Day Weekend
 Official Contingency Result



Memorial Day Weekend Regionals and CRE

Grp 3 - ITA, IT7, ITC, E-F-HP, GTL, ITEZ

New Hampshire Mtr Spdway S/F 1.600 miles

Race 3 #16-R-4239-S

2016-05-29 13:50

Race (18:00 and 1 Laps) started at 14:32:08

Lap	Lap Tm	Diff	Time of Day
(#01) Brian Mushnick			
1	2:18.220	+56.123	14:34:33.243
2	1:31.028	+8.931	14:36:04.271
3	1:22.098	+0.001	14:37:26.369
4	1:23.340	+1.243	14:38:49.709
5	1:22.790	+0.693	14:40:12.499
6	1:22.097		14:41:34.596
7	1:23.011	+0.914	14:42:57.607
8	1:27.678	+5.581	14:44:25.285
p9	2:20.842	+58.745	14:46:46.127

Lap	Lap Tm	Diff	Time of Day
-----	--------	------	-------------

Lap	Lap Tm	Diff	Time of Day
-----	--------	------	-------------

Joshua Underwood, Chief of Timing & Scoring

Orbits

Bob Introne, Chief Steward / Jack Hanifan, Chairman SOM

www.mylaps.com
 Licensed to: NEDiv



**New England Region
NERRC Memorial Day Weekend
Official Contingency Result**



Memorial Day Weekend Regionals and CRE

Sorted on Best Lap time

Grp 3 - ITA, IT7, ITC, E-F-HP, GTL, ITEZ

New Hampshire Mtr Spdway S/F 1.600 miles

Race 3 #16-R-4239-S

2016-05-29 13:50

Race (18:00 and 1 Laps) started at 14:32:08

Pos	No.	Name	Class	Best Tm	Diff	Best Speed	In Lap	Make-Model	Sponsor
EP									
1	#47	A. Sterling Cole	EP	1:17.543		74.281	11	Mazda RX3/yellow	Wankel Works Rac
GTL									
1	#85	William Goodale	GTL	1:21.343		70.811	14	Mazda mx3/blue/y	goodale racing
HP									
1	#98	Jorge Santos	HP	1:20.947		71.158	4	Datsun 1200/white	
2	#39	Fred White	HP	1:20.978	0.031	71.130	11	Honda CRX/red/wh	Hoosier
3	#01	Brian Mushnick	HP	1:22.097	1.150	70.161	6	Volkswagen Golf/wh	
IT7									
1	#77	Daniel Sheppard	IT7	1:19.510		72.444	4	Mazda RX7/purple	it7racing.com
2	#3	Serge Lentz	IT7	1:21.735	2.225	70.472	15	Mazda RX7/Bl/yl/re	Belgo-Am Racing
3	#81	JB Swan	IT7	1:21.747	2.237	70.461	14	Mazda RX-7/blue	R&S Redco
4	#15	Richard Patullo	IT7	1:22.210	2.700	70.064	7	Mazda RX7/Ice blu	
5	#35	Paul DeYeso	IT7	1:22.333	2.823	69.960	13	Mazda RX-7/White	Kid's Inheritance
6	#27	Donald Blunt	IT7	1:24.238	4.728	68.378	13	Mazda rx7/white	
ITA									
1	#08	Jeff Wasilko	ITA	1:16.917		74.886	7	Mazda Miata/Black,	
2	#84	John Branscombe	ITA	1:17.466	0.549	74.355	6	Acura integra/red t	Pipe Dreams Metal
3	#87	Stephen Pope	ITA	1:17.660	0.743	74.169	11	Mazda Miata/red/bl	Pope Design Group
4	#78	Peter Faill	ITA	1:20.081	3.164	71.927	4	Mazda Miata/white	mopydick
5	#9	Sandy Stevens	ITA	1:20.400	3.483	71.642	9	Mazda Miata/black	SkidSchool
6	#43	Kyle Colbey	ITA	1:20.540	3.623	71.517	13	Honda CRX Si/Yellc	Like Father Like So
7	#86	Mark Wheatley	ITA	1:20.923	4.006	71.179	11	Mazda Miata/Silver	
8	#90	David Colbey	ITA	1:21.186	4.269	70.948	8	Honda CRX Si/Red	Like Father Like So
9	#50	Christopher Milton-Hall	ITA	1:21.872	4.955	70.354	12	Mazda Miata/green	Automaster Collisic
10	#19	Andrew Osbrink	ITA	1:23.377	6.460	69.084	8	Mazda Miata/Red	
11	#71	Andrew Wickline	ITA	1:24.020	7.103	68.555	10	Mazda miata/white	
Not classified									
DNS	#70	Eric Maynard	ITA				0	Plymouth Laser/rec	Stick it to'em Grapl
ITEZ									

Announcements

Time Prov 1455 Time Final 1525

Joshua Underwood, Chief of Timing & Scoring

Orbits

Bob Introne, Chief Steward / Jack Hanifan, Chairman SOM

www.mylaps.com
Licensed to: NEDiv



**New England Region
NERRC Memorial Day Weekend
Official Contingency Result**



Memorial Day Weekend Regionals and CRE

Sorted on Best Lap time

Grp 3 - ITA, IT7, ITC, E-F-HP, GTL, ITEZ

New Hampshire Mtr Spdwy S/F 1.600 miles

Race 3 #16-R-4239-S

2016-05-29 13:50

Race (18:00 and 1 Laps) started at 14:32:08

Pos	No.	Name	Class	Best Tm	Diff	Best Speed	In Lap	Make-Model	Sponsor
1	#49	Michael Collier	ITEZ	1:21.241		70.900	6	Porsche 944/White	Northeast Track Da
Not classified									
DNS	#147	John Tirrell	ITEZ			-	0	Fiat 500 Abarth/Wf	Independent Ferrai

Announcements

Time Prov 1455 Time Final 1525

Joshua Underwood, Chief of Timing & Scoring

Orbits

Bob Introne, Chief Steward / Jack Hanifan, Chairman SOM

www.mylaps.com
Licensed to: NEDiv



**New England Region
NERRC Memorial Day Weekend
Official Contingency Result**



Memorial Day Weekend Regionals and CRE

Sorted on Laps

Grp 4 - FA-B-C-E-F-M, CFC, NCF, FS, P1-2

New Hampshire Mtr Spdway S/F 1.600 miles

Race 3 #16-R-4239-S

2016-05-29 14:15

Race (18:00 and 1 Laps) started at 15:02:34

Pos	No.	Name	Class	Laps	Diff	Total Tm	Best Tm	Make-Model	Sponsor
1	#15	Mark McDonough	FA	17		19:51.587	1:07.132	Swift 008a / L	Snapdragon Engineerir
2	#88	Mark Spyvee	FE	17	1.791	19:53.378	1:06.792	Van Diemen F	RexChem Research / M
3	#115	Paul Omichinski	P2	17	13.581	20:05.168	1:07.848	Stohr 04D/Wh	
4	#48	Alex Tollefsen	FC	17	14.063	20:05.650	1:08.065	Van Diemen R	Tollefsen Racing
5	#27	Charles Foster	FF	17	40.751	20:32.338	1:10.147	Piper DF5/Red	Foster & Company
6	#37	Christopher Kierce	FF	17	59.491	20:51.078	1:11.170	Van Diemen/g	
7	#4	Griffin Bjerke	FF	17	1:07.044	20:58.631	1:11.738	Honda Van Di	Primus

Not classified

DNS	#81	Jerry Streckert	FE		DNS			VanDiemen/gr	MICROsystems
DNS	#32	Raymond Boyer	FF		DNS			Van Diemen R	PixMix Video Services

Announcements

Time Prov 1526 Time Final 1556

Margin of Victory	Avg. Speed	Best Lap Tm	Best Speed	Best Lap by
1.791	82.176	1:06.792	86.238	#88 - Mark Spyvee

Joshua Underwood, Chief of Timing & Scoring

Orbits

Bob Introne, Chief Steward / Jack Hanifan, Chairman SOM

www.mylaps.com
Licensed to: NEDiv



**New England Region
NERRC Memorial Day Weekend
Official Contingency Result**



Memorial Day Weekend Regionals and CRE

Sorted on Laps

Grp 4 - FA-B-C-E-F-M, CFC, NCF, FS, P1-2

New Hampshire Mtr Spdway S/F 1.600 miles

Race 3 #16-R-4239-S

2016-05-29 14:15

Race (18:00 and 1 Laps) started at 15:02:34

Pos	No.	Name	Class	Laps	Diff	Total Tm	Best Tm	Make-Model	Sponsor
FA									
1	#15	Mark McDonough	FA	17		19:51.587	1:07.132	Swift 008a / L	Snapdragon Engineerir
FC									
1	#48	Alex Tollefsen	FC	17		20:05.650	1:08.065	Van Diemen R	Tollefsen Racing
FE									
1	#88	Mark Spyvee	FE	17		19:53.378	1:06.792	Van Diemen Fi	RexChem Research / M
Not classified									
DNS	#81	Jerry Streckert	FE		DNS			VanDiemen/gr	MICROsystems
FF									
1	#27	Charles Foster	FF	17		20:32.338	1:10.147	Piper DF5/Red	Foster & Company
2	#37	Christopher Kierce	FF	17	18.740	20:51.078	1:11.170	Van Diemen/g	
3	#4	Griffin Bjerke	FF	17	26.293	20:58.631	1:11.738	Honda Van Di	Primus
Not classified									
DNS	#32	Raymond Boyer	FF		DNS			Van Diemen R	PixMix Video Services
P2									
1	#115	Paul Omichinski	P2	17		20:05.168	1:07.848	Stohr 04D/Wh	

Announcements

Time Prov 1526 Time Final 1556

Margin of Victory	Avg. Speed	Best Lap Tm	Best Speed	Best Lap by
1.791	82.176	1:06.792	86.238	#88 - Mark Spyvee

Joshua Underwood, Chief of Timing & Scoring

Orbits

Bob Introne, Chief Steward / Jack Hanifan, Chairman SOM

www.mylaps.com

Licensed to: NEDiv

Memorial Day Weekend Regionals and CRE

Lapchart


Grp 4 - FA-B-C-E-F-M, CFC, NCF, FS, P1-2

New Hampshire Mtr Spdway S/F 1.600 miles

Race 3 #16-R-4239-S

2016-05-29 14:15

Race (18:00 and 1 Laps) started at 15:02:34



Competitors	Laps																	
	0	1	2	3	4	5	6	7	8	9	10	11	12	13	14	15	16	17
Mark Spyvee (#88)	1	#88	#88	#115	#15	#15	#15	#15	#15	#15	#15	#15	#15	#15	#15	#15	#15	#15
Alex Tollefsen (#48)	2	#48	#48	#15	#115	#115	#115	#115	#115	#115	#115	#88	#88	#88	#88	#88	#88	#88
Paul Omichinski (#115)	3	#115	#115	#88	#88	#88	#88	#88	#88	#88	#88	#115	#115	#115	#115	#115	#115	#115
Charles Foster (#27)	4	#27	#27	#48	#48	#48	#48	#48	#48	#48	#48	#48	#48	#48	#48	#48	#48	#48
Christopher Kierce (#37)	5	#37	#37	#27	#27	#27	#27	#27	#27	#27	#27	#27	#27	#27	#27	#27	#27	#27
Griffin Bjerke (#4)	6	#4	#15	#37	#37	#37	#37	#37	#37	#37	#37	#37	#37	#37	#37	#37	#37	#37
Mark McDonough (#15)	7	#15	#4	#4	#4	#4	#4	#4	#4	#4	#4	#4	#4	#4	#4	#4	#4	#4
-	8																	
-	9																	



New England Region NERRC Memorial Day Weekend Official Contingency Result



Memorial Day Weekend Regionals and CRE

Grp 4 - FA-B-C-E-F-M, CFC, NCF, FS, P1-2

New Hampshire Mtr Spdway S/F 1.600 miles

Race 3 #16-R-4239-S

2016-05-29 14:15

Race (18:00 and 1 Laps) started at 15:02:34

Lap	Lap Tm	Diff	Time of Day
(#15) Mark McDonough			
1	1:36.558	+29.426	15:04:12.191
2	1:10.889	+3.757	15:05:23.080
3	1:10.087	+2.955	15:06:33.167
4	1:08.850	+1.718	15:07:42.017
5	1:08.967	+1.835	15:08:50.984
6	1:08.232	+1.100	15:09:59.216
7	1:08.188	+1.056	15:11:07.404
8	1:08.071	+0.939	15:12:15.475
9	1:07.999	+0.867	15:13:23.474
10	1:08.351	+1.219	15:14:31.825
11	1:07.668	+0.536	15:15:39.493
12	1:08.089	+0.957	15:16:47.582
13	1:07.743	+0.611	15:17:55.325
14	1:07.637	+0.505	15:19:02.962
15	1:08.020	+0.888	15:20:10.982
16	1:07.132		15:21:18.114
17	1:08.109	+0.977	15:22:26.223

Lap	Lap Tm	Diff	Time of Day
(#88) Mark Spyyee			
1	1:36.723	+29.931	15:04:11.359
2	1:12.106	+5.314	15:05:23.465
3	1:11.204	+4.412	15:06:34.669
4	1:09.396	+2.604	15:07:44.065
5	1:08.563	+1.771	15:08:52.628
6	1:08.350	+1.558	15:10:00.978
7	1:09.268	+2.476	15:11:10.246
8	1:09.443	+2.651	15:12:19.689
9	1:09.081	+2.289	15:13:28.770
10	1:08.539	+1.747	15:14:37.309
11	1:08.399	+1.607	15:15:45.708
12	1:07.346	+0.554	15:16:53.054
13	1:06.839	+0.047	15:17:59.893
14	1:07.130	+0.338	15:19:07.023
15	1:07.199	+0.407	15:20:14.222
16	1:06.792		15:21:21.014
17	1:07.000	+0.208	15:22:28.014

Lap	Lap Tm	Diff	Time of Day
(#115) Paul Omichinski			
1	1:36.596	+28.748	15:04:11.526
2	1:10.774	+2.926	15:05:22.300
3	1:11.971	+4.123	15:06:34.271
4	1:09.222	+1.374	15:07:43.493
5	1:08.724	+0.876	15:08:52.217
6	1:08.263	+0.415	15:10:00.480
7	1:09.504	+1.656	15:11:09.984
8	1:09.434	+1.586	15:12:19.418
9	1:08.777	+0.929	15:13:28.195
10	1:08.913	+1.065	15:14:37.108
11	1:09.423	+1.575	15:15:46.531
12	1:07.848		15:16:54.379
13	1:09.507	+1.659	15:18:03.886
14	1:08.701	+0.853	15:19:12.587
15	1:08.692	+0.844	15:20:21.279
16	1:08.231	+0.383	15:21:29.510
17	1:10.294	+2.446	15:22:39.804

Lap	Lap Tm	Diff	Time of Day
(#48) Alex Tollefsen			
1	1:36.791	+28.726	15:04:11.442
2	1:12.628	+4.563	15:05:24.070

Lap	Lap Tm	Diff	Time of Day
3	1:10.736	+2.671	15:06:34.806
4	1:10.287	+2.222	15:07:45.093
5	1:09.015	+0.950	15:08:54.108
6	1:09.671	+1.606	15:10:03.779
7	1:09.107	+1.042	15:11:12.886
8	1:09.249	+1.184	15:12:22.135
9	1:09.091	+1.026	15:13:31.226
10	1:09.168	+1.103	15:14:40.394
11	1:09.158	+1.093	15:15:49.552
12	1:08.420	+0.355	15:16:57.972
13	1:08.157	+0.092	15:18:06.129
14	1:08.661	+0.596	15:19:14.790
15	1:08.826	+0.761	15:20:23.616
16	1:08.605	+0.540	15:21:32.221
17	1:08.065		15:22:40.286

Lap	Lap Tm	Diff	Time of Day
(#27) Charles Foster			
1	1:36.758	+26.611	15:04:11.783
2	1:14.476	+4.329	15:05:26.259
3	1:12.456	+2.309	15:06:38.715
4	1:11.409	+1.262	15:07:50.124
5	1:11.004	+0.857	15:09:01.128
6	1:10.299	+0.152	15:10:11.427
7	1:10.770	+0.623	15:11:22.197
8	1:10.721	+0.574	15:12:32.918
9	1:10.803	+0.656	15:13:43.721
10	1:10.188	+0.041	15:14:53.909
11	1:10.606	+0.459	15:16:04.515
12	1:10.548	+0.401	15:17:15.063
13	1:10.648	+0.501	15:18:25.711
14	1:10.656	+0.509	15:19:36.367
15	1:10.245	+0.098	15:20:46.612
16	1:10.215	+0.068	15:21:56.827
17	1:10.147		15:23:06.974

Lap	Lap Tm	Diff	Time of Day
(#37) Christopher Kierce			
1	1:36.786	+25.616	15:04:12.072
2	1:15.273	+4.103	15:05:27.345
3	1:12.194	+1.024	15:06:39.539
4	1:11.170		15:07:50.709
5	1:11.185	+0.015	15:09:01.894
6	1:11.383	+0.213	15:10:13.277
7	1:11.697	+0.527	15:11:24.974
8	1:12.882	+1.712	15:12:37.856
9	1:12.060	+0.890	15:13:49.916
10	1:13.059	+1.889	15:15:02.975
11	1:12.950	+1.780	15:16:15.925
12	1:11.621	+0.451	15:17:27.546
13	1:12.343	+1.173	15:18:39.889
14	1:11.399	+0.229	15:19:51.288
15	1:11.459	+0.289	15:21:02.747
16	1:11.738	+0.568	15:22:14.485
17	1:11.229	+0.059	15:23:25.714

Lap	Lap Tm	Diff	Time of Day
(#4) Griffin Bjerke			
1	1:36.766	+25.028	15:04:12.246
2	1:16.169	+4.431	15:05:28.415
3	1:12.534	+0.796	15:06:40.949
4	1:12.262	+0.524	15:07:53.211
5	1:11.738		15:09:04.949
6	1:13.032	+1.294	15:10:17.981

Joshua Underwood, Chief of Timing & Scoring

Orbits

Bob Introne, Chief Steward / Jack Hanifan, Chairman SOM

www.mylaps.com

Licensed to: NEDiv



**New England Region
NERRC Memorial Day Weekend
Official Contingency Result**



Memorial Day Weekend Regionals and CRE

Sorted on Best Lap time

Grp 4 - FA-B-C-E-F-M, CFC, NCF, FS, P1-2

New Hampshire Mtr Spdway S/F 1.600 miles

Race 3 #16-R-4239-S

2016-05-29 14:15

Race (18:00 and 1 Laps) started at 15:02:34

Pos	No.	Name	Class	Best Tm	Diff	Best Speed	In Lap	Make-Model	Sponsor
FA									
1	#15	Mark McDonough	FA	1:07.132		85.801	16	Swift 008a / Loynir	Snapdragon Engine
FC									
1	#48	Alex Tollefsen	FC	1:08.065		84.625	17	Van Diemen RF99/i	Tollefsen Racing
FE									
1	#88	Mark Spyvee	FE	1:06.792		86.238	16	Van Diemen Formu	RexChem Research
Not classified									
DNS	#81	Jerry Streckert	FE			-	0	VanDiemen/green/	MICROsystems
FF									
1	#27	Charles Foster	FF	1:10.147		82.113	17	Piper DF5/Red	Foster & Company
2	#37	Christopher Kierce	FF	1:11.170	1.023	80.933	4	Van Diemen/gray/t	
3	#4	Griffin Bjerke	FF	1:11.738	1.591	80.292	5	Honda Van Diemen	Primus
Not classified									
DNS	#32	Raymond Boyer	FF			-	0	Van Diemen RF 92,	PixMix Video Servic
P2									
1	#115	Paul Omichinski	P2	1:07.848		84.896	12	Stohr 04D/White /	

Announcements

Time Prov 1526 Time Final 1556

Joshua Underwood, Chief of Timing & Scoring

Orbits

Bob Introne, Chief Steward / Jack Hanifan, Chairman SOM

www.mylaps.com
Licensed to: NEDiv



**New England Region
NERRC Memorial Day Weekend
Official Contingency Result**



Memorial Day Weekend Regionals and CRE

Sorted on Laps

Grp 5 - SSM, SM2, STU, STL

New Hampshire Mtr Spdway S/F 1.600 miles

Race 3 #16-R-4239-S

2016-05-29 14:40

Race (18:00 and 1 Laps) started at 15:34:49

Pos	No.	Name	Class	Laps	Diff	Total Tm	Best Tm	Make-Model	Sponsor
1	#05	Dwayne Bennett	STU	15		19:25.740	1:17.306	Mazda Miata/E	LTD Racing
2	#13	Robert Reed	STU	15	0.145	19:25.885	1:17.247	Mazda Miata/C	LTD Racing
3	#30	Tom Bogar	SM2	15	3.451	19:29.191	1:17.151	Mazda Miata/E	AUTEX MAZDA KEENE
4	#73	Xiang Li	SM2	15	4.839	19:30.579	1:17.395	Mazda Spec M	
5	#19	Shelby Churchill	SM2	15	18.408	19:44.148	1:18.466	Mazda Miata/E	
6	#101	Evan Karl	SM2	15	18.992	19:44.732	1:18.489	Mazda Miata/v	BK Motorsports
7	#181	Marc Ulan	SM2	15	30.361	19:56.101	1:18.948	Mazda Miata/v	
8	#8	Daniel Meade	SM2	15	35.363	20:01.103	1:18.645	Mazda Miata/v	
9	#08	Robert Karl Jr.	SM2	15	40.635	20:06.375	1:19.301	Mazda Miata/y	BK Motorsports
10	#40	Mark Gregory	STL	15	41.516	20:07.256	1:18.768	Mazda Miata/c	Rosmar Racing
11	#144	Dave Kuchrawy	STL	15	49.646	20:15.386	1:18.452	Mazda Miata/E	
12	#14	Keith Knickerbocker	SM2	15	50.350	20:16.090	1:19.251	Mazda Miata/t	Knickerbocker by Desig
13	#86	Mark Wheatley	SSM	15	51.634	20:17.374	1:19.914	Mazda Miata/S	
14	#78	Peter Fail	SSM	15	52.154	20:17.894	1:19.866	Mazda Miata/v	mopydick
15	#61	Wieslaw Gronek	STU	15	52.928	20:18.668	1:19.462	Mazda Miata/S	
16	#06	Jeff Longo	SM2	15	53.458	20:19.198	1:19.440	Mazda Miata/r	LTD Racing / Marbledal
17	#20	Robert Karl	SM2	15	1:04.495	20:30.235	1:20.088	Mazda Miata/v	BK Motorsports
18	#115	Simon Kennedy	SSM	15	1:08.866	20:34.606	1:20.800	Mazda Miata/v	
19	#00	Kent Vaccaro	SM2	15	1:09.981	20:35.721	1:20.041	Mazda Miata/E	Flatout Motorsports
20	#33	Rebecca Harvey	SM2	15	1:14.319	20:40.059	1:21.113	Mazda Miata/E	Road Rebels
21	#35	Dominic Karl	SM2	15	1:19.759	20:45.499	1:21.463	Mazda Miata/F	BK Motorsports
22	#7	Isaac Miskoe	SM2	14	1 Lap	20:10.664	1:24.126	Mazda Miata/y	WhoopAss Race Fuel
23	#91	Anthony Vaccaro	SM2	13	2 Laps	18:14.498	1:19.440	Mazda Miata/E	Flatout Motorsports
24	#121	Gregory Pecora	STU	1	14 Laps	1:53.233		Mazda Mx 5 c	Pecora Motorsports No
25	#71	Andrew Wickline	SSM	1	14 Laps	1:55.869		Mazda miata/v	

Not classified

DNS	#74	Frank Capobianco	STU		DNS			BMW 325i/whi	Capo Brothers Inc/Rac
DNS	#50	Christopher Milton-Hall	SSM		DNS			Mazda Miata/c	Automaster Collision C
DNS	#53	Alan Dunklee	SSM		DNS			Mazda Miata/F	Dunklee Excavation
DNS	#02	Gary Hiniker	STU		DNS			BMW E36/Mar	TheAutoBlonde.com
DNS	#16	Rob Sturgis	STL		DNS			Mazda Miata/C	G&M Services/Lowrider

Announcements

Time Prov 1556 Time Final 1626

Margin of Victory	Avg. Speed	Best Lap Tm	Best Speed	Best Lap by
0.145	74.116	1:17.151	74.659	#30 - Tom Bogar

Joshua Underwood, Chief of Timing & Scoring

Orbits

Bob Introne, Chief Steward / Jack Hanifan, Chairman SOM

www.mylaps.com

Licensed to: NEDiv



**New England Region
NERRC Memorial Day Weekend
Official Contingency Result**



Memorial Day Weekend Regionals and CRE

Sorted on Laps

Grp 5 - SSM, SM2, STU, STL

New Hampshire Mtr Spdway S/F 1.600 miles

Race 3 #16-R-4239-S

2016-05-29 14:40

Race (18:00 and 1 Laps) started at 15:34:49

Pos	No.	Name	Class	Laps	Diff	Total Tm	Best Tm	Make-Model	Sponsor
SM2									
1	#30	Tom Bogar	SM2	15		19:29.191	1:17.151	Mazda Miata/E	AUTEX MAZDA KEENE
2	#73	Xiang Li	SM2	15	1.388	19:30.579	1:17.395	Mazda Spec M	
3	#19	Shelby Churchill	SM2	15	14.957	19:44.148	1:18.466	Mazda Miata/E	
4	#101	Evan Karl	SM2	15	15.541	19:44.732	1:18.489	Mazda Miata/v	BK Motorsports
5	#181	Marc Ulan	SM2	15	26.910	19:56.101	1:18.948	Mazda Miata/v	
6	#8	Daniel Meade	SM2	15	31.912	20:01.103	1:18.645	Mazda Miata/v	
7	#08	Robert Karl Jr.	SM2	15	37.184	20:06.375	1:19.301	Mazda Miata/y	BK Motorsports
8	#14	Keith Knickerbocker	SM2	15	46.899	20:16.090	1:19.251	Mazda Miata/t	Knickerbocker by Desig
9	#06	Jeff Longo	SM2	15	50.007	20:19.198	1:19.440	Mazda Miata/r	LTD Racing / Marbledal
10	#20	Robert Karl	SM2	15	1:01.044	20:30.235	1:20.088	Mazda Miata/v	BK Motorsports
11	#00	Kent Vaccaro	SM2	15	1:06.530	20:35.721	1:20.041	Mazda Miata/E	Flatout Motorsports
12	#33	Rebecca Harvey	SM2	15	1:10.868	20:40.059	1:21.113	Mazda Miata/E	Road Rebels
13	#35	Dominic Karl	SM2	15	1:16.308	20:45.499	1:21.463	Mazda Miata/F	BK Motorsports
14	#7	Isaac Miskoe	SM2	14	1 Lap	20:10.664	1:24.126	Mazda Miata/y	WhoopAss Race Fuel
15	#91	Anthony Vaccaro	SM2	13	2 Laps	18:14.498	1:19.440	Mazda Miata/E	Flatout Motorsports

SSM									
1	#86	Mark Wheatley	SSM	15		20:17.374	1:19.914	Mazda Miata/S	
2	#78	Peter Fail	SSM	15	0.520	20:17.894	1:19.866	Mazda Miata/v	mopydick
3	#115	Simon Kennedy	SSM	15	17.232	20:34.606	1:20.800	Mazda Miata/v	
4	#71	Andrew Wickline	SSM	1	14 Laps	1:55.869		Mazda miata/v	

Not classified									
DNS	#50	Christopher Milton-Hall	SSM		DNS			Mazda Miata/c	Automaster Collision C
DNS	#53	Alan Dunklee	SSM		DNS			Mazda Miata/F	Dunklee Excavation

STL									
1	#40	Mark Gregory	STL	15		20:07.256	1:18.768	Mazda Miata/c	Rosmar Racing
2	#144	Dave Kuchrawy	STL	15	8.130	20:15.386	1:18.452	Mazda Miata/E	

Not classified

Announcements
Time Prov 1556 Time Final 1626

Margin of Victory	Avg. Speed	Best Lap Tm	Best Speed	Best Lap by
0.145	74.116	1:17.151	74.659	#30 - Tom Bogar

Joshua Underwood, Chief of Timing & Scoring

Orbits

Bob Introne, Chief Steward / Jack Hanifan, Chairman SOM

Joshua Underwood

www.mylaps.com

Licensed to: NEDiv



**New England Region
NERRC Memorial Day Weekend
Official Contingency Result**



Memorial Day Weekend Regionals and CRE

Sorted on Laps

Grp 5 - SSM, SM2, STU, STL

New Hampshire Mtr Spdway S/F 1.600 miles

Race 3 #16-R-4239-S

2016-05-29 14:40

Race (18:00 and 1 Laps) started at 15:34:49

Pos	No.	Name	Class	Laps	Diff	Total Tm	Best Tm	Make-Model	Sponsor
DNS	#16	Rob Sturgis	STL		DNS			Mazda Miata/C	G&M Services/Lowrider
STU									
1	#05	Dwayne Bennett	STU	15		19:25.740	1:17.306	Mazda Miata/E	LTD Racing
2	#13	Robert Reed	STU	15	0.145	19:25.885	1:17.247	Mazda Miata/C	LTD Racing
3	#61	Wieslaw Gronek	STU	15	52.928	20:18.668	1:19.462	Mazda Miata/S	
4	#121	Gregory Pecora	STU	1	14 Laps	1:53.233		Mazda Mx 5 cu	Pecora Motorsports No
Not classified									
DNS	#74	Frank Capobianco	STU		DNS			BMW 325i/whi	Capo Brothers Inc/Raci
DNS	#02	Gary Hiniker	STU		DNS			BMW E36/Mar	TheAutoBlonde.com

Announcements

Time Prov 1556 Time Final 1626

Margin of Victory	Avg. Speed	Best Lap Tm	Best Speed	Best Lap by
0.145	74.116	1:17.151	74.659	#30 - Tom Bogar

Joshua Underwood, Chief of Timing & Scoring

Orbits

Bob Introne, Chief Steward / Jack Hanifan, Chairman SOM

www.mylaps.com

Licensed to: NEDiv

Page 2/2

Memorial Day Weekend Regionals and CRE


Grp 5 - SSM, SM2, STU, STL

New Hampshire Mtr Spdway S/F 1.600 miles

Race 3 #16-R-4239-S

2016-05-29 14:40

Race (18:00 and 1 Laps) started at 15:34:49



Competitors	Laps															
	0	1	2	3	4	5	6	7	8	9	10	11	12	13	14	15
Dwayne Bennett (#05)	1	#05	#05	#05	#05	#05	#05	#05	#05	#05	#05	#05	#05	#05	#05	#05
Robert Reed (#13)	2	#13	#73	#73	#73	#13	#13	#13	#13	#13	#13	#13	#13	#13	#13	#13
Xiang Li (#73)	3	#73	#13	#13	#13	#73	#73	#73	#73	#73	#73	#73	#30	#30	#30	#30
Tom Bogar (#30)	4	#30	#30	#30	#30	#30	#30	#30	#30	#30	#30	#30	#73	#73	#73	#73
Evan Karl (#101)	5	#101	#19	#19	#19	#19	#19	#19	#19	#19	#19	#19	#19	#19	#19	#19
Shelby Churchill (#19)	6	#19	#101	#101	#101	#101	#101	#101	#101	#101	#101	#101	#101	#101	#101	#101
Marc Ulan (#181)	7	#181	#86	#86	#181	#181	#181	#181	#181	#181	#181	#181	#181	#181	#181	#181
Dave Kuchrawy (#144)	8	#144	#181	#181	#86	#08	#08	#08	#08	#08	#08	#08	#08	#8	#8	#8
Mark Wheatley (#86)	9	#86	#08	#08	#08	#86	#8	#8	#8	#8	#8	#8	#8	#8	#08	#08
Daniel Meade (#8)	10	#8	#91	#91	#91	#8	#91	#91	#91	#91	#91	#91	#91	#40	#40	#40
Anthony Vaccaro (#91)	11	#91	#8	#8	#8	#91	#40	#40	#40	#40	#40	#40	#91	#144	#144	#144
Robert Karl Jr. (#08)	12	#08	#144	#144	#144	#144	#86	#144	#144	#144	#144	#144	#144	#86	#14	#14
Kent Vaccaro (#00)	13	#00	#115	#40	#40	#40	#144	#86	#86	#86	#14	#14	#86	#86	#14	#86
Simon Kennedy (#115)	14	#115	#35	#115	#14	#14	#14	#14	#14	#14	#86	#86	#14	#14	#78	#78
Dominic Karl (#35)	15	#35	#40	#14	#115	#78	#78	#78	#78	#78	#78	#78	#78	#61	#61	#61
Keith Knickerbocker (#14)	16	#14	#14	#00	#00	#00	#115	#115	#115	#06	#06	#06	#61	#61	#06	#06
Isaac Miskoe (#7)	17	#7	#00	#35	#20	#115	#20	#06	#06	#61	#61	#61	#06	#06	#20	#20
Peter Faill (#78)	18	#78	#78	#78	#78	#20	#06	#61	#61	#115	#20	#20	#20	#20	#115	#115
Rebecca Harvey (#33)	19	#33	#33	#20	#35	#35	#35	#20	#20	#20	#115	#115	#115	#115	#00	#00
Mark Gregory (#40)	20	#40	#20	#06	#06	#06	#61	#35	#35	#35	#35	#35	#35	#00	#35	#35
Jeff Longo (#06)	21	#06	#06	#33	#61	#61	#33	#33	#33	#33	#33	#33	#00	#35	#33	#33
Wieslaw Gronok (#61)	22	#61	#61	#61	#33	#33	#00	#00	#00	#00	#00	#00	#33	#33	#91	#7
Gregory Pecora (#121)	23	#121	#7	#7	#7	#7	#7	#7	#7	#7	#7	#7	#7	#7	#7	#7
Robert Karl (#20)	24	#20	#121													
Andrew Wickline (#71)	25	#71	#71													
-	26															
-	27															
-	28															
-	29															
-	30															

New England Region
NERRC Memorial Day Weekend
Official Contingency Result



Memorial Day Weekend Regionals and CRE

Grp 5 - SSM, SM2, STU, STL

New Hampshire Mtr Spdway S/F 1.600 miles

Race 3 #16-R-4239-S

2016-05-29 14:40

Race (18:00 and 1 Laps) started at 15:34:49




Table with columns: Lap, Lap Tm, Diff, Time of Day. Rows 12-15.

(#14) Keith Knickerbocker

Table with columns: Lap, Lap Tm, Diff, Time of Day. Rows 1-15.

(#86) Mark Wheatley

Table with columns: Lap, Lap Tm, Diff, Time of Day. Rows 1-15.

(#78) Peter Fail

Table with columns: Lap, Lap Tm, Diff, Time of Day. Rows 1-15.

(#61) Wieslaw Groniek

Table with columns: Lap, Lap Tm, Diff, Time of Day. Rows 1-4.

Table with columns: Lap, Lap Tm, Diff, Time of Day. Rows 5-15.

(#06) Jeff Longo

Table with columns: Lap, Lap Tm, Diff, Time of Day. Rows 1-15.

(#20) Robert Karl

Table with columns: Lap, Lap Tm, Diff, Time of Day. Rows 1-15.

(#115) Simon Kennedy

Table with columns: Lap, Lap Tm, Diff, Time of Day. Rows 1-14.

Table with columns: Lap, Lap Tm, Diff, Time of Day. Rows 15.

(#00) Kent Vaccaro

Table with columns: Lap, Lap Tm, Diff, Time of Day. Rows 1-15.

(#33) Rebecca Harvey

Table with columns: Lap, Lap Tm, Diff, Time of Day. Rows 1-15.

(#35) Dominic Karl

Table with columns: Lap, Lap Tm, Diff, Time of Day. Rows 1-15.

(#7) Isaac Miskoe

Table with columns: Lap, Lap Tm, Diff, Time of Day. Rows 1-7.

Joshua Underwood, Chief of Timing & Scoring

Bob Introne, Chief Steward / Jack Hanifan, Chairman SOM

Handwritten signature: Joshua Underwood



New England Region NERRC Memorial Day Weekend Official Contingency Result



Memorial Day Weekend Regionals and CRE

Grp 5 - SSM, SM2, STU, STL

New Hampshire Mtr Spdway S/F 1.600 miles

Race 3 #16-R-4239-S

2016-05-29 14:40

Race (18:00 and 1 Laps) started at 15:34:49

Lap	Lap Tm	Diff	Time of Day
8	1:25.525	+1.399	15:46:21.538
9	1:30.315	+6.189	15:47:51.853
10	1:24.126		15:49:15.979
11	1:25.807	+1.681	15:50:41.786
12	1:24.507	+0.381	15:52:06.293
13	1:27.253	+3.127	15:53:33.546
14	1:26.152	+2.026	15:54:59.698

(#91) Anthony Vaccaro

1	1:24.081	+4.641	15:36:14.253
2	1:20.559	+1.119	15:37:34.812
3	1:19.440		15:38:54.252
4	1:20.310	+0.870	15:40:14.562
5	1:20.050	+0.610	15:41:34.612
6	1:19.596	+0.156	15:42:54.208
7	1:19.440		15:44:13.648
8	1:19.539	+0.099	15:45:33.187
9	1:19.693	+0.253	15:46:52.880
10	1:19.473	+0.033	15:48:12.353
11	1:19.870	+0.430	15:49:32.223
12	1:20.007	+0.567	15:50:52.230
p13	2:11.302	+51.862	15:53:03.532

(#121) Gregory Pecora

p1	1:49.664	-3:59:05.111	15:36:42.267
----	----------	--------------	--------------

(#71) Andrew Wickline

p1	1:51.582	3:59:03.193	15:36:44.903
----	----------	-------------	--------------

Lap Lap Tm Diff Time of Day

Lap Lap Tm Diff Time of Day

Joshua Underwood, Chief of Timing & Scoring

Orbits

Bob Introne, Chief Steward / Jack Hanifan, Chairman SOM

Joshua Underwood

www.mylaps.com
Licensed to: NEDiv



New England Region NERRC Memorial Day Weekend Official Contingency Result



Memorial Day Weekend Regionals and CRE

Sorted on Best Lap time

Grp 5 - SSM, SM2, STU, STL

New Hampshire Mtr Spdway S/F 1.600 miles

Race 3 #16-R-4239-S

2016-05-29 14:40

Race (18:00 and 1 Laps) started at 15:34:49

Pos	No.	Name	Class	Best Tm	Diff	Best Speed	In Lap	Make-Model	Sponsor
SM2									
1	#30	Tom Bogar	SM2	1:17.151		74.659	8	Mazda Miata/Black	AUTEX MAZDA KEE
2	#73	Xiang Li	SM2	1:17.395	0.244	74.423	3	Mazda Spec Miata/	
3	#19	Shelby Churchill	SM2	1:18.466	1.315	73.408	4	Mazda Miata/Black	
4	#101	Evan Karl	SM2	1:18.489	1.338	73.386	11	Mazda Miata/White	BK Motorsports
5	#8	Daniel Meade	SM2	1:18.645	1.494	73.241	11	Mazda Miata/white	
6	#181	Marc Ulan	SM2	1:18.948	1.797	72.959	5	Mazda Miata/white,	
7	#14	Keith Knickerbocker	SM2	1:19.251	2.100	72.680	15	Mazda Miata/black	Knickerbocker by D
8	#08	Robert Karl Jr.	SM2	1:19.301	2.150	72.635	8	Mazda Miata/Yellov	BK Motorsports
9	#91	Anthony Vaccaro	SM2	1:19.440	2.289	72.508	3	Mazda Miata/Blue (Flatout Motorsport:
10	#06	Jeff Longo	SM2	1:19.440	2.289	72.508	12	Mazda Miata/red	LTD Racing / Marbl
11	#00	Kent Vaccaro	SM2	1:20.041	2.890	71.963	9	Mazda Miata/Blue (Flatout Motorsport:
12	#20	Robert Karl	SM2	1:20.088	2.937	71.921	10	Mazda Miata/White	BK Motorsports
13	#33	Rebecca Harvey	SM2	1:21.113	3.962	71.012	8	Mazda Miata/Blue	Road Rebels
14	#35	Dominic Karl	SM2	1:21.463	4.312	70.707	6	Mazda Miata/Red V	BK Motorsports
15	#7	Isaac Miskoe	SM2	1:24.126	6.975	68.469	10	Mazda Miata/Yellow	WhoopAss Race Fu
SSM									
1	#78	Peter Fail	SSM	1:19.866		72.121	6	Mazda Miata/white	mopydick
2	#86	Mark Wheatley	SSM	1:19.914	0.048	72.077	15	Mazda Miata/Silver	
3	#115	Simon Kennedy	SSM	1:20.800	0.934	71.287	6	Mazda Miata/white	
4	#71	Andrew Wickline	SSM			-	0	Mazda miata/white	
Not classified									
DNS	#50	Christopher Milton-Hall	SSM			-	0	Mazda Miata/green	Automaster Collisic
DNS	#53	Alan Dunklee	SSM			-	0	Mazda Miata/Purplk	Dunklee Excavator
STL									
1	#144	Dave Kuchrawy	STL	1:18.452		73.421	9	Mazda Miata/Black	
2	#40	Mark Gregory	STL	1:18.768	0.316	73.126	12	Mazda Miata/green	Rosmar Racing
Not classified									
DNS	#16	Rob Sturgis	STL			-	0	Mazda Miata/Grey/	G&M Services/Low
STU									
1	#13	Robert Reed	STU	1:17.247		74.566	12	Mazda Miata/Greer	LTD Racing

Announcements

Time Prov 1556 Time Final 1626

Joshua Underwood, Chief of Timing & Scoring

Orbits

Bob Introne, Chief Steward / Jack Hanifan, Chairman SOM

www.mylaps.com
Licensed to: NEDiv



**New England Region
NERRC Memorial Day Weekend
Official Contingency Result**



Memorial Day Weekend Regionals and CRE

Sorted on Best Lap time

Grp 5 - SSM, SM2, STU, STL

New Hampshire Mtr Spdway S/F 1.600 miles

Race 3 #16-R-4239-S

2016-05-29 14:40

Race (18:00 and 1 Laps) started at 15:34:49

Pos	No.	Name	Class	Best Tm	Diff	Best Speed	In Lap	Make-Model	Sponsor
2	#05	Dwayne Bennett	STU	1:17.306	0.059	74.509	6	Mazda Miata/Black	LTD Racing
3	#61	Wieslaw Gronck	STU	1:19.462	2.215	72.487	10	Mazda Miata/Silver	
4	#121	Gregory Pecora	STU			-	0	Mazda Mx 5 cup ca	Pecora Motorsports
Not classified									
DNS	#74	Frank Capobianco	STU			-	0	BMW 325i/white	Capo Brothers Inc/
DNS	#02	Gary Hiniker	STU			-	0	BMW E36/Maroon	TheAutoBlonde.cor

Announcements

Time Prov 1556 Time Final 1626

Joshua Underwood, Chief of Timing & Scoring

Orbits

Bob Introne, Chief Steward / Jack Hanifan, Chairman SOM

www.mylaps.com
Licensed to: NEDiv



**New England Region
NERRC Memorial Day Weekend
Official Contingency Result**



Memorial Day Weekend Regionals and CRE

Sorted on Laps

Grp 6 - SRF, SRF3, EVSR, SPU

New Hampshire Mtr Spdway S/F 1.600 miles

Race 3 #16-R-4239-S

2016-05-29 15:05

Race (18:00 and 1 Laps) started at 16:08:38

Pos	No.	Name	Class	Laps	Diff	Total Tm	Best Tm	Make-Model	Sponsor
1	#8	David Ferguson	SRF3	16		19:31.440	1:12.159	Spec Racer Fo	
2	#16	Roger Feghali	SRF3	16	20.621	19:52.061	1:13.502	Ford spec race	na
3	#34	Scott James	SRF	16	33.355	20:04.795	1:14.252	SCCA Enterpri:	Chicane Racing/Motion
4	#20	Steve Owens	SRF	16	34.051	20:05.491	1:14.833	SCCA SRF/Yell	Finish Line Product Dev
5	#17	Steven Spano	SRF	16	48.585	20:20.025	1:15.300	Ford SRF/Whit	Black Flag Racing
6	#62	Thomas Kirchman	SRF	16	58.901	20:30.341	1:16.074	SCCA Enterpri:	
7	#31	Leslie Kurz	SRF	16	1:00.083	20:31.523	1:15.776	Spec Racer Fo	
8	#69	Mark Saviet	SRF	16	1:03.316	20:34.756	1:15.819	Spec Racer Fo	DADDYLUBE - 'Service
9	#25	Ed Tisdale	SRF3	15	1 Lap	19:55.776	1:18.203	SCCA Enterpri:	OTT Communications

Announcements

Time Prov 1630 Time Final 1700

New Track Record (1:12.159) for SRF3 by David Ferguson.

Margin of Victory	Avg. Speed	Best Lap Tm	Best Speed	Best Lap by
20.621	78.672	1:12.159	79.824	#8 - David Ferguson

Joshua Underwood, Chief of Timing & Scoring

Orbits

Bob Introne, Chief Steward / Jack Hanifan, Chairman SOM

www.mylaps.com

Licensed to: NEDiv



**New England Region
NERRC Memorial Day Weekend
Official Contingency Result**



Memorial Day Weekend Regionals and CRE

Sorted on Laps

Grp 6 - SRF, SRF3, EVSR, SPU

New Hampshire Mtr Spdway S/F 1.600 miles

Race 3 #16-R-4239-S

2016-05-29 15:05

Race (18:00 and 1 Laps) started at 16:08:38

Pos	No.	Name	Class	Laps	Diff	Total Tm	Best Tm	Make-Model	Sponsor
SRF									
1	#34	Scott James	SRF	16		20:04.795	1:14.252	SCCA Enterpri:	Chicane Racing/Motion
2	#20	Steve Owens	SRF	16	0.696	20:05.491	1:14.833	SCCA SRF/Yell	Finish Line Product Dev
3	#17	Steven Spano	SRF	16	15.230	20:20.025	1:15.300	Ford SRF/Whit	Black Flag Racing
4	#62	Thomas Kirchman	SRF	16	25.546	20:30.341	1:16.074	SCCA Enterpri:	
5	#31	Leslie Kurz	SRF	16	26.728	20:31.523	1:15.776	Spec Racer Fo	
6	#69	Mark Saviet	SRF	16	29.961	20:34.756	1:15.819	Spec Racer Fo	DADDYLUBE - 'Service
SRF3									
1	#8	David Ferguson	SRF3	16		19:31.440	1:12.159	Spec Racer Fo	
2	#16	Roger Feghali	SRF3	16	20.621	19:52.061	1:13.502	Ford spec race	na
3	#25	Ed Tisdale	SRF3	15	1 Lap	19:55.776	1:18.203	SCCA Enterpri:	OTT Communications

Announcements

Time Prov 1630 Time Final 1700

New Track Record (1:12.159) for SRF3 by David Ferguson.

Margin of Victory	Avg. Speed	Best Lap Tm	Best Speed	Best Lap by
20.621	78.672	1:12.159	79.824	#8 - David Ferguson

Joshua Underwood, Chief of Timing & Scoring

Orbits

Bob Introne, Chief Steward / Jack Hanifan, Chairman SOM

www.mylaps.com

Licensed to: NEDiv

Memorial Day Weekend Regionals and CRE

Lapchart


Grp 6 - SRF, SRF3, EVSR, SPU

New Hampshire Mtr Spdway S/F 1.600 miles

Race 3 #16-R-4239-S

2016-05-29 15:05

Race (18:00 and 1 Laps) started at 16:08:38



Competitors	Laps																
	0	1	2	3	4	5	6	7	8	9	10	11	12	13	14	15	16
Roger Feghali (#16)	1	#16	#8	#8	#8	#8	#8	#8	#8	#8	#8	#8	#8	#8	#8	#8	#8
David Ferguson (#8)	2	#8	#16	#16	#16	#16	#16	#16	#16	#16	#16	#16	#16	#16	#16	#16	#16
Steve Owens (#20)	3	#20	#20	#20	#20	#20	#20	#20	#20	#20	#20	#20	#20	#20	#20	#20	#34
Scott James (#34)	4	#34	#34	#34	#34	#34	#34	#34	#34	#34	#34	#34	#34	#34	#34	#34	#20
Steven Spano (#17)	5	#17	#25	#25	#17	#17	#17	#17	#17	#17	#17	#17	#17	#17	#17	#17	#17
Thomas Kirchman (#62)	6	#62	#62	#17	#25	#62	#62	#62	#62	#62	#62	#62	#62	#62	#62	#62	#62
Ed Tisdale (#25)	7	#25	#17	#62	#62	#69	#69	#69	#69	#69	#31	#31	#31	#31	#31	#31	#31
Mark Saviet (#69)	8	#69	#31	#31	#31	#31	#31	#31	#31	#31	#69	#69	#69	#69	#69	#69	#69
Leslie Kurz (#31)	9	#31	#69	#69	#69	#25	#25	#25	#25	#25	#25	#25	#25	#25	#25	#25	#25



New England Region
NERRC Memorial Day Weekend
Official Contingency Result



Memorial Day Weekend Regionals and CRE

Grp 6 - SRF, SRF3, EVSR, SPU

New Hampshire Mtr Spdwy S/F 1.600 miles

Race 3 #16-R-4239-S

2016-05-29 15:05

Race (18:00 and 1 Laps) started at 16:08:38

Table for driver (#8) David Ferguson with columns: Lap, Lap Tm, Diff, Time of Day. Rows 1-16.

Table for driver (#16) Roger Feghali with columns: Lap, Lap Tm, Diff, Time of Day. Rows 1-16.

Table for driver (#34) Scott James with columns: Lap, Lap Tm, Diff, Time of Day. Rows 1-16.

Table for driver (#20) Steve Owens with columns: Lap, Lap Tm, Diff, Time of Day. Rows 1-5.

Table for driver (#17) Steven Spano with columns: Lap, Lap Tm, Diff, Time of Day. Rows 6-16.

Table for driver (#62) Thomas Kirchman with columns: Lap, Lap Tm, Diff, Time of Day. Rows 1-16.

Table for driver (#31) Leslie Kurz with columns: Lap, Lap Tm, Diff, Time of Day. Rows 1-12.

Table for driver (#69) Mark Saviet with columns: Lap, Lap Tm, Diff, Time of Day. Rows 13-16.

Table for driver (#25) Ed Tisdale with columns: Lap, Lap Tm, Diff, Time of Day. Rows 1-16.

Signature: Joshua Underwood



**New England Region
NERRC Memorial Day Weekend
Official Contingency Result**



Memorial Day Weekend Regionals and CRE

Sorted on Best Lap time

Grp 6 - SRF, SRF3, EVSR, SPU

New Hampshire Mtr Spdway S/F 1.600 miles

Race 3 #16-R-4239-S

2016-05-29 15:05

Race (18:00 and 1 Laps) started at 16:08:38

Pos	No.	Name	Class	Best Tm	Diff	Best Speed	In Lap	Make-Model	Sponsor
SRF									
1	#34	Scott James	SRF	1:14.252		77.574	16	SCCA Enterprises S	Chicane Racing/Mo
2	#20	Steve Owens	SRF	1:14.833	0.581	76.971	10	SCCA SRF/Yellow/E	Finish Line Product
3	#17	Steven Spano	SRF	1:15.300	1.048	76.494	7	Ford SRF/White an	Black Flag Racing
4	#31	Leslie Kurz	SRF	1:15.776	1.524	76.014	9	Spec Racer Ford/pi	
5	#69	Mark Saviet	SRF	1:15.819	1.567	75.970	14	Spec Racer Ford/bl	DADDYLUBE - 'Sen
6	#62	Thomas Kirchman	SRF	1:16.074	1.822	75.716	12	SCCA Enterprises S	
SRF3									
1	#8	David Ferguson	SRF3	1:12.159		79.824	13	Spec Racer Ford/Bl	
2	#16	Roger Feghali	SRF3	1:13.502	1.343	78.365	11	Ford spec racer for	na
3	#25	Ed Tisdale	SRF3	1:18.203	6.044	73.654	1	SCCA Enterprises S	OTT Communicatio

Announcements

Time Prov 1630 Time Final 1700

New Track Record (1:12.159) for SRF3 by David Ferguson.

Joshua Underwood, Chief of Timing & Scoring

Orbits

Bob Introne, Chief Steward / Jack Hanifan, Chairman SOM

www.mylaps.com
Licensed to: NEDiv



New England Region NERRC Memorial Day Weekend Official Contingency Result



Memorial Day Weekend Regionals and CRE

Sorted on Laps

Grp 7 - SM, SM5, SMT, T3-4, B-Spec, ITB

New Hampshire Mtr Spdway S/F 1.600 miles

Race 3 #16-R-4239-S

2016-05-29 15:30

Race (18:00 and 1 Laps) started at 16:37:37

Pos	No.	Name	Class	Laps	Diff	Total Tm	Best Tm	Make-Model	Sponsor
1	#52	Raymond Blethen	T4	13		17:04.240	1:16.925	Mazda RX8/Bl	RST Performsnce Tacin
2	#17	J T Coupal	SM	13	1.243	17:05.483	1:17.045	Mazda Miata/E	Flatout Motorsports MI
3	#05	Dwayne Bennett	SM	13	7.156	17:11.396	1:17.664	Mazda Miata/E	LTD Racing
4	#73	Xiang Li	SM	13	7.555	17:11.795	1:17.734	Mazda Spec M	
5	#1	Bob Demers	T4	13	13.400	17:17.640	1:17.458	Pontiac Solstic	MidWay Buick GMC
6	#144	Dave Kuchrawy	SM	13	36.180	17:40.420	1:18.228	Mazda Miata/E	
7	#0	Zachary Kelly	ITB	13	38.370	17:42.610	1:19.227	Volkswagen G	Precision Motorsports
8	#31	Jacob Hart	ITB	13	38.903	17:43.143	1:19.149	Volkswagen G	Precision Motorsports
9	#2	Nat Wentworth	ITB	13	45.403	17:49.643	1:19.857	Volkswagen G	Eriksson Industries
10	#121	Gregory Pecora	T3	13	57.184	18:01.424	1:20.181	Mazda Mx 5 c	Pecora Motorsports No
11	#115	Simon Kennedy	SM	13	57.599	18:01.839	1:20.643	Mazda Miata/v	
12	#00	Kent Vaccaro	SM	13	58.213	18:02.453	1:20.406	Mazda Miata/E	Flatout Motorsports
13	#13	Robert Reed	SM	13	13.067	17:17.307	1:17.784	Mazda Miata/C	LTD Racing
14	#65	Paul Curran	ITB	13	1:23.292	18:27.532	1:21.469	Honda civic ht	
15	#87	Jim Carlson	ITB	13	1:24.096	18:28.336	1:22.120	Volvo 142E/ye	Swedish Pit
16	#35	Christian Blake	ITB	13	1:24.495	18:28.735	1:21.768	Volkswagen G	Precision Motorsports/F
17	#83	Jim Bucci	T4	12	1 Lap	17:10.162	1:22.109	Honda Civic/Bl	Thanks Trish LYLOMH
18	#169	CJ Danek	T4	12	1 Lap	17:15.316	1:24.787	Mini cooper S/	
19	#6	James Elder	T3	12	1 Lap	17:32.609	1:22.850	Nissan 350Z/R	
20	#39	David Celani	ITB	12	1 Lap	17:39.872	1:24.118	Volkswagen G	
21	#15	Jody Leverone	SM	12	1 Lap	17:48.303	1:20.523	Mazda Miata/E	Father-Daughter Racing
22	#30	Tom Bogar	SM	11	2 Laps	13:05.301	1:17.710	Mazda Miata/E	AUTEX MAZDA KEENE
23	#78	Landis Rogers	SM	2	11 Laps	3:38.137	1:29.172	Mazda Miata/v	
24	#06	Jeff Longo	SM	2	11 Laps	3:40.726	1:28.416	Mazda Miata/r	LTD Racing / Marbledal

Not classified

DNS	#95	Kenneth Payson	T4		DNS			Mazda Miata/r	Hoosier Red Line Oil F
DNS	#98	Jerry Rigoli	SM		DNS			Mazda Miata/S	Rigoli.com
DNS	#19	Shelby Churchill	SM		DNS			Mazda Miata/E	
DNS	#91	Anthony Vaccaro	SM		DNS			Mazda Miata/E	Flatout Motorsports
DNS	#33	Rebecca Harvey	SM		DNS			Mazda Miata/E	Road Rebels

Announcements

Time Prov 1658 Time Final 1750

Early checker due to hazardous track conditions

#13 changed from pos. 5 (4th in class) to pos. 13 (7th in class) per CSA; GCR 6.1.1b

Margin of Victory	Avg. Speed	Best Lap Tm	Best Speed	Best Lap by
1.243	73.108	1:16.925	74.878	#52 - Raymond Blethen

Joshua Underwood, Chief of Timing & Scoring

Orbits

Bob Introne, Chief Steward / Jack Hanifan, Chairman SOM

www.mylaps.com

Licensed to: NEDiv



New England Region NERRC Memorial Day Weekend Official Contingency Result



Memorial Day Weekend Regionals and CRE

Sorted on Laps

Grp 7 - SM, SM5, SMT, T3-4, B-Spec, ITB

New Hampshire Mtr Spdway S/F 1.600 miles

Race 3 #16-R-4239-S

2016-05-29 15:30

Race (18:00 and 1 Laps) started at 16:37:37

Pos	No.	Name	Class	Laps	Diff	Total Tm	Best Tm	Make-Model	Sponsor
ITB									
1	#0	Zachary Kelly	ITB	13		17:42.610	1:19.227	Volkswagen Gi	Precision Motorsports
2	#31	Jacob Hart	ITB	13	0.533	17:43.143	1:19.149	Volkswagen Gi	Precision Motorsports
3	#2	Nat Wentworth	ITB	13	7.033	17:49.643	1:19.857	Volkswagen Gi	Eriksson Industries
4	#65	Paul Curran	ITB	13	44.922	18:27.532	1:21.469	Honda civic ht	
5	#87	Jim Carlson	ITB	13	45.726	18:28.336	1:22.120	Volvo 142E/ye	Swedish Pit
6	#35	Christian Blake	ITB	13	46.125	18:28.735	1:21.768	Volkswagen Gi	Precision Motorsports/f
7	#39	David Celani	ITB	12	1 Lap	17:39.872	1:24.118	Volkswagen Gi	

SM									
1	#17	J T Coupal	SM	13		17:05.483	1:17.045	Mazda Miata/E	Flatout Motorsports Mi
2	#05	Dwayne Bennett	SM	13	5.913	17:11.396	1:17.664	Mazda Miata/E	LTD Racing
3	#73	Xiang Li	SM	13	6.312	17:11.795	1:17.734	Mazda Spec M	
4	#144	Dave Kuchrawy	SM	13	34.937	17:40.420	1:18.228	Mazda Miata/E	
5	#115	Simon Kennedy	SM	13	56.356	18:01.839	1:20.643	Mazda Miata/v	
6	#00	Kent Vaccaro	SM	13	56.970	18:02.453	1:20.406	Mazda Miata/E	Flatout Motorsports
7	#13	Robert Reed	SM	13	11.824	17:17.307	1:17.784	Mazda Miata/C	LTD Racing
8	#15	Jody Leverone	SM	12	1 Lap	17:48.303	1:20.523	Mazda Miata/E	Father-Daughter Racing
9	#30	Tom Bogar	SM	11	2 Laps	13:05.301	1:17.710	Mazda Miata/E	AUTEX MAZDA KEENE
10	#78	Landis Rogers	SM	2	11 Laps	3:38.137	1:29.172	Mazda Miata/v	
11	#06	Jeff Longo	SM	2	11 Laps	3:40.726	1:28.416	Mazda Miata/r	LTD Racing / Marbledal

Not classified									
DNS	#98	Jerry Rigoli	SM		DNS			Mazda Miata/S	Rigoli.com
DNS	#19	Shelby Churchill	SM		DNS			Mazda Miata/E	
DNS	#91	Anthony Vaccaro	SM		DNS			Mazda Miata/E	Flatout Motorsports
DNS	#33	Rebecca Harvey	SM		DNS			Mazda Miata/E	Road Rebels

T3									
1	#121	Gregory Pecora	T3	13		18:01.424	1:20.181	Mazda Mx 5 c	Pecora Motorsports No
2	#6	James Elder	T3	12	1 Lap	17:32.609	1:22.850	Nissan 350Z/R	

Announcements

Time Prov 1658 Time Final 1750

Early checker due to hazardous track conditions

#13 changed from pos. 5 (4th in class) to pos. 13 (7th in class) per CSA; GCR 6.1.1b

Margin of Victory	Avg. Speed	Best Lap Tm	Best Speed	Best Lap by
1.243	73.108	1:16.925	74.878	#52 - Raymond Blethen

Joshua Underwood, Chief of Timing & Scoring

Orbits

Bob Introne, Chief Steward / Jack Hanifan, Chairman SOM

www.mylaps.com

Licensed to: NEDiv

Page 1/2



**New England Region
NERRC Memorial Day Weekend
Official Contingency Result**



Memorial Day Weekend Regionals and CRE

Sorted on Laps

Grp 7 - SM, SM5, SMT, T3-4, B-Spec, ITB

New Hampshire Mtr Spdway S/F 1.600 miles

Race 3 #16-R-4239-S

2016-05-29 15:30

Race (18:00 and 1 Laps) started at 16:37:37

Pos	No.	Name	Class	Laps	Diff	Total Tm	Best Tm	Make-Model	Sponsor
T4									
1	#52	Raymond Blethen	T4	13		17:04.240	1:16.925	Mazda RX8/Bl	RST Performsnce Tacin
2	#1	Bob Demers	T4	13	13.400	17:17.640	1:17.458	Pontiac Solstic	MidWay Buick GMC
3	#83	Jim Bucci	T4	12	1 Lap	17:10.162	1:22.109	Honda Civic/Bl	Thanks Trish LYLOMH
4	#169	CJ Danek	T4	12	1 Lap	17:15.316	1:24.787	Mini cooper S/	
Not classified									
DNS	#95	Kenneth Payson	T4		DNS			Mazda Miata/r	Hoosier Red Line Oil f

Announcements

Time Prov 1658 Time Final 1750

Early checker due to hazardous track conditions

#13 changed from pos. 5 (4th in class) to pos. 13 (7th in class) per CSA; GCR 6.1.1b

Margin of Victory	Avg. Speed	Best Lap Tm	Best Speed	Best Lap by
1.243	73.108	1:16.925	74.878	#52 - Raymond Blethen

Joshua Underwood, Chief of Timing & Scoring

Orbits

Bob Introne, Chief Steward / Jack Hanifan, Chairman SOM

www.mylaps.com

Licensed to: NEDiv

Page 2/2

Memorial Day Weekend Regionals and CRE

Lapchart


Grp 7 - SM, SM5, SMT, T3-4, B-Spec, ITB

New Hampshire Mtr Spdway S/F 1.600 miles

Race 3 #16-R-4239-S

2016-05-29 15:30

Race (18:00 and 1 Laps) started at 16:37:37



Competitors	Laps														
	0	1	2	3	4	5	6	7	8	9	10	11	12	13	
Raymond Blethen (#52)	1	#52	#52	#52	#52	#52	#52	#52	#52	#52	#52	#52	#52	#52	#52
Xiang Li (#73)	2	#73	#73	#73	#73	#73	#73	#73	#73	#17	#17	#17	#17	#17	#17
Tom Bogar (#30)	3	#30	#30	#30	#30	#30	#30	#30	#17	#05	#05	#05	#05	#05	#05
J T Coupal (#17)	4	#17	#17	#17	#17	#05	#17	#17	#05	#73	#73	#73	#73	#73	#73
Robert Reed (#13)	5	#13	#05	#05	#05	#05	#17	#05	#05	#30	#30	#30	#13	#1	#13
Dwayne Bennett (#05)	6	#05	#13	#13	#13	#13	#13	#13	#13	#13	#13	#1	#13	#1	#13
Dave Kuchrawy (#144)	7	#144	#0	#144	#144	#144	#144	#144	#1	#1	#1	#1	#144	#144	#144
Zachary Kelly (#0)	8	#0	#144	#0	#1	#1	#1	#1	#144	#144	#144	#144	#0	#0	#0
Jacob Hart (#31)	9	#31	#15	#1	#15	#15	#15	#0	#0	#0	#0	#0	#31	#31	#31
Jody Leverone (#15)	10	#15	#1	#15	#0	#0	#0	#31	#31	#31	#31	#31	#2	#2	#2
Bob Demers (#1)	11	#1	#31	#31	#31	#31	#31	#00	#00	#2	#2	#2	#121	#121	#121
Kent Vaccaro (#00)	12	#00	#00	#00	#00	#00	#00	#115	#115	#115	#115	#115	#115	#115	#115
Gregory Pecora (#121)	13	#121	#115	#115	#115	#115	#115	#2	#2	#00	#121	#121	#00	#00	#00
Jim Bucci (#83)	14	#83	#83	#83	#121	#121	#121	#121	#121	#00	#00	#65	#65	#65	#65
Simon Kennedy (#115)	15	#115	#35	#121	#2	#2	#2	#87	#87	#87	#65	#65	#87	#87	#87
Christian Blake (#35)	16	#35	#2	#35	#83	#87	#87	#65	#65	#65	#87	#87	#35	#35	#35
Jim Carlson (#87)	17	#87	#121	#2	#35	#35	#35	#35	#35	#35	#35	#35	#83	#83	#83
CJ Danek (#169)	18	#169	#87	#87	#87	#65	#65	#83	#83	#83	#83	#83	#83	#169	#169
James Elder (#6)	19	#6	#06	#65	#65	#83	#83	#39	#39	#39	#39	#169	#169	#6	#6
Nat Wentworth (#2)	20	#2	#78	#169	#169	#169	#169	#39	#169	#169	#169	#39	#39	#39	#39
Landis Rogers (#78)	21	#78	#65	#39	#39	#39	#169	#6	#6	#6	#6	#6	#15	#15	#15
Jeff Longo (#06)	22	#06	#169	#6	#6	#6	#6	#15	#15	#15	#15	#15	#15	#15	#15
Paul Curran (#65)	23	#65	#39	#78											
David Celani (#39)	24	#39	#6	#06											
-	25														
-	26														
-	27														
-	28														
-	29														



New England Region NERRC Memorial Day Weekend Official Contingency Result



Memorial Day Weekend Regionals and CRE

Grp 7 - SM, SM5, SMT, T3-4, B-Spec, ITB

New Hampshire Mtr Spdway S/F 1.600 miles

Race 3 #16-R-4239-S

2016-05-29 15:30

Race (18:00 and 1 Laps) started at 16:37:37

Lap	Lap Tm	Diff	Time of Day
2	1:18.259	+0.475	16:40:18.170
3	1:17.834	+0.050	16:41:36.004
4	1:17.838	+0.054	16:42:53.842
5	1:18.006	+0.222	16:44:11.848
6	1:18.712	+0.928	16:45:30.560
7	1:17.784		16:46:48.344
8	1:17.967	+0.183	16:48:06.311
9	1:18.169	+0.385	16:49:24.480
10	1:18.989	+1.205	16:50:43.469
11	1:20.808	+3.024	16:52:04.277
12	1:22.269	+4.485	16:53:26.546
13	1:28.345	+10.561	16:54:54.891

(#65) Paul Curran

1	1:29.367	+7.898	16:39:10.089
2	1:24.053	+2.584	16:40:34.142
3	1:21.922	+0.453	16:41:56.064
4	1:23.910	+2.441	16:43:19.974
5	1:21.888	+0.419	16:44:41.862
6	1:22.557	+1.088	16:46:04.419
7	1:22.372	+0.903	16:47:26.791
8	1:22.514	+1.045	16:48:49.305
9	1:22.120	+0.651	16:50:11.425
10	1:21.469		16:51:32.894
11	1:24.033	+2.564	16:52:56.927
12	1:32.938	+11.469	16:54:29.865
13	1:35.251	+13.782	16:56:05.116

(#87) Jim Carlson

1	1:29.191	+7.071	16:39:08.629
2	1:22.733	+0.613	16:40:31.362
3	1:23.039	+0.919	16:41:54.401
4	1:23.288	+1.168	16:43:17.689
5	1:22.292	+0.172	16:44:39.981
6	1:23.070	+0.950	16:46:03.051
7	1:23.148	+1.028	16:47:26.199
8	1:22.656	+0.536	16:48:48.855
9	1:23.676	+1.556	16:50:12.531
10	1:22.120		16:51:34.651
11	1:23.170	+1.050	16:52:57.821
12	1:32.989	+10.869	16:54:30.810
13	1:35.110	+12.990	16:56:05.920

(#35) Christian Blake

1	1:27.868	+6.100	16:39:07.183
2	1:23.356	+1.588	16:40:30.539
3	1:23.715	+1.947	16:41:54.254
4	1:24.549	+2.781	16:43:18.803
5	1:21.768		16:44:40.571
6	1:24.493	+2.725	16:46:05.064
7	1:22.360	+0.592	16:47:27.424
8	1:22.545	+0.777	16:48:49.969
9	1:22.960	+1.192	16:50:12.929
10	1:22.368	+0.600	16:51:35.297
11	1:23.170	+1.402	16:52:58.467
12	1:32.732	+10.964	16:54:31.199
13	1:35.120	+13.352	16:56:06.319

(#83) Jim Buccu

1	1:26.878	+4.769	16:39:06.109
2	1:22.109		16:40:28.218

Lap	Lap Tm	Diff	Time of Day
3	1:25.295	+3.186	16:41:53.513
4	1:28.270	+6.161	16:43:21.783
5	1:25.277	+3.168	16:44:47.060
6	1:25.358	+3.249	16:46:12.418
7	1:26.063	+3.954	16:47:38.481
8	1:25.893	+3.784	16:49:04.374
9	1:23.488	+1.379	16:50:27.862
10	1:26.370	+4.261	16:51:54.232
11	1:25.907	+3.798	16:53:20.139
12	1:27.607	+5.498	16:54:47.746

(#169) CJ Danek

1	1:31.188	+6.401	16:39:10.755
2	1:25.151	+0.364	16:40:35.906
3	1:26.026	+1.239	16:42:01.932
4	1:24.787		16:43:26.719
5	1:26.880	+2.093	16:44:53.599
6	1:25.286	+0.499	16:46:18.885
7	1:24.865	+0.078	16:47:43.750
8	1:24.840	+0.053	16:49:08.590
9	1:25.643	+0.856	16:50:34.233
10	1:25.110	+0.323	16:51:59.343
11	1:26.509	+1.722	16:53:25.852
12	1:27.048	+2.261	16:54:52.900

(#6) James Elder

1	1:34.818	+11.968	16:39:14.764
2	1:27.490	+4.640	16:40:42.254
3	1:25.900	+3.050	16:42:08.154
4	1:24.226	+1.376	16:43:32.380
5	1:25.559	+2.709	16:44:57.939
6	1:24.888	+2.038	16:46:22.827
7	1:24.029	+1.179	16:47:46.856
8	1:22.850		16:49:09.706
9	1:26.778	+3.928	16:50:36.484
10	1:28.862	+6.012	16:52:05.346
11	1:31.380	+8.530	16:53:36.726
12	1:33.467	+10.617	16:55:10.193

(#39) David Celani

1	1:31.437	+7.319	16:39:12.283
2	1:25.473	+1.355	16:40:37.756
3	1:26.728	+2.610	16:42:04.484
4	1:24.118		16:43:28.602
5	1:24.784	+0.666	16:44:53.386
6	1:25.194	+1.076	16:46:18.580
7	1:25.064	+0.946	16:47:43.644
8	1:24.449	+0.331	16:49:08.093
9	1:28.267	+4.149	16:50:36.360
10	1:24.958	+0.840	16:52:01.318
11	1:37.717	+13.599	16:53:39.035
12	1:38.421	+14.303	16:55:17.456

(#15) Jody Leverone

1	1:23.225	+2.702	16:39:01.943
2	1:21.413	+0.890	16:40:23.356
3	1:21.064	+0.541	16:41:44.420
4	1:21.085	+0.562	16:43:05.505
5	1:20.523		16:44:26.028
p6	2:31.948	+1:11.425	16:46:57.976
7	1:32.645	+12.122	16:48:30.621

Lap	Lap Tm	Diff	Time of Day
8	1:21.578	+1.055	16:49:52.199
9	1:21.753	+1.230	16:51:13.952
10	1:21.324	+0.801	16:52:35.276
11	1:25.007	+4.484	16:54:00.283
12	1:25.604	+5.081	16:55:25.887

(#30) Tom Bogar

1	1:20.789	+3.079	16:38:58.804
2	1:17.710		16:40:16.514
3	1:17.886	+0.176	16:41:34.400
4	1:17.775	+0.065	16:42:52.175
5	1:17.989	+0.279	16:44:10.164
6	1:17.941	+0.231	16:45:28.105
7	1:17.945	+0.235	16:46:46.050
8	1:19.184	+1.474	16:48:05.234
9	1:18.743	+1.033	16:49:23.977
10	1:18.908	+1.198	16:50:42.885

(#78) Landis Rogers

1	1:29.172		16:39:09.600
p2	2:06.121	+36.949	16:41:15.721

(#06) Jeff Longo

1	1:28.416		16:39:09.057
p2	2:09.253	+40.837	16:41:18.310

Joshua Underwood, Chief of Timing & Scoring

Orbits

Bob Introne, Chief Steward / Jack Hanifan, Chairman SOM

Joshua Underwood

www.mylaps.com
Licensed to: NEDIV



**New England Region
NERRC Memorial Day Weekend
Official Contingency Result**



Memorial Day Weekend Regionals and CRE

Sorted on Best Lap time

Grp 7 - SM, SM5, SMT, T3-4, B-Spec, ITB

New Hampshire Mtr Spdway S/F 1.600 miles

Race 3 #16-R-4239-S

2016-05-29 15:30

Race (18:00 and 1 Laps) started at 16:37:37

Pos	No.	Name	Class	Best Tm	Diff	Best Speed	In Lap	Make-Model	Sponsor
ITB									
1	#31	Jacob Hart	ITB	1:19.149		72.774	7	Volkswagen Golf/Ye	Precision Motorspo
2	#0	Zachary Kelly	ITB	1:19.227	0.078	72.702	9	Volkswagen Golf/Ye	Precision Motorspo
3	#2	Nat Wentworth	ITB	1:19.857	0.708	72.129	4	Volkswagen Golf/Bl	Eriksson Industries
4	#65	Paul Curran	ITB	1:21.469	2.320	70.702	10	Honda civic hb/whi	
5	#35	Christian Blake	ITB	1:21.768	2.619	70.443	5	Volkswagen Golf/W	Precision Motorspo
6	#87	Jim Carlson	ITB	1:22.120	2.971	70.141	10	Volvo 142E/yellow/	Swedish Pit
7	#39	David Celani	ITB	1:24.118	4.969	68.475	4	Volkswagen Golf/Ye	
SM									
1	#17	J T Coupal	SM	1:17.045		74.762	6	Mazda Miata/Blu/Bl	Flatout Motorsport:
2	#05	Dwayne Bennett	SM	1:17.664	0.619	74.166	8	Mazda Miata/Black	LTD Racing
3	#30	Tom Bogar	SM	1:17.710	0.665	74.122	2	Mazda Miata/Black	AUTEX MAZDA KEE
4	#73	Xiang Li	SM	1:17.734	0.689	74.099	3	Mazda Spec Miata/	
5	#13	Robert Reed	SM	1:17.784	0.739	74.051	7	Mazda Miata/Greer	LTD Racing
6	#144	Dave Kuchrawy	SM	1:18.228	1.183	73.631	3	Mazda Miata/Black	
7	#00	Kent Vaccaro	SM	1:20.406	3.361	71.636	4	Mazda Miata/Blue (Flatout Motorsport:
8	#15	Jody Leverone	SM	1:20.523	3.478	71.532	5	Mazda Miata/Blue (Father-Daughter Ri
9	#115	Simon Kennedy	SM	1:20.643	3.598	71.426	5	Mazda Miata/white	
10	#06	Jeff Longo	SM	1:28.416	11.371	65.147	1	Mazda Miata/red	LTD Racing / Marbl
11	#78	Landis Rogers	SM	1:29.172	12.127	64.594	1	Mazda Miata/white	
Not classified									
DNS	#98	Jerry Rigoli	SM			-	0	Mazda Miata/Silver	Rigoli.com
DNS	#19	Shelby Churchill	SM			-	0	Mazda Miata/Black	
DNS	#91	Anthony Vaccaro	SM			-	0	Mazda Miata/Blue (Flatout Motorsport:
DNS	#33	Rebecca Harvey	SM			-	0	Mazda Miata/Blue	Road Rebels
T3									
1	#121	Gregory Pecora	T3	1:20.181		71.837	9	Mazda Mx 5 cup ca	Pecora Motorsports
2	#6	James Elder	T3	1:22.850	2.669	69.523	8	Nissan 350Z/Red	
T4									
1	#52	Raymond Blethen	T4	1:16.925		74.878	4	Mazda RX8/Blue/Ye	RST Performsnce T
2	#1	Bob Demers	T4	1:17.458	0.533	74.363	10	Pontiac Solstice/yel	MidWay Buick GMC
3	#83	Jim Bucci	T4	1:22.109	5.184	70.151	2	Honda Civic/Black	Thanks Trish LYLO

Announcements

Time Prov 1658 Time Final 1750

Early checker due to hazardous track conditions

#13 changed from pos. 5 (4th in class) to pos. 13 (7th in class) per CSA; GCR 6.1.1b

Joshua Underwood, Chief of Timing & Scoring

Orbits

Bob Introne, Chief Steward / Jack Hanifan, Chairman SOM

www.mylaps.com

Licensed to: NEDiv



**New England Region
NERRC Memorial Day Weekend
Official Contingency Result**



Memorial Day Weekend Regionals and CRE

Sorted on Best Lap time

Grp 7 - SM, SM5, SMT, T3-4, B-Spec, ITB

New Hampshire Mtr Spdway S/F 1.600 miles

Race 3 #16-R-4239-S

2016-05-29 15:30

Race (18:00 and 1 Laps) started at 16:37:37

Pos	No.	Name	Class	Best Tm	Diff	Best Speed	In Lap	Make-Model	Sponsor
4	#169	CJ Danek	T4	1:24.787	7.862	67.935	4	Mini cooper S/red	
Not classified									
DNS	#95	Kenneth Payson	T4			-	0	Mazda Miata/red	Hoosier Red Line (

Announcements

Time Prov 1658 Time Final 1750

Early checker due to hazardous track conditions

#13 changed from pos. 5 (4th in class) to pos. 13 (7th in class) per CSA; GCR 6.1.1b

Joshua Underwood, Chief of Timing & Scoring

Orbits

Bob Introne, Chief Steward / Jack Hanifan, Chairman SOM

www.mylaps.com
Licensed to: NEDiv



**New England Region
NERRC Memorial Day Weekend
Official Contingency Result**



Memorial Day Weekend Regionals and CRE

Sorted on Laps

Grp 8 - CRE

New Hampshire Mtr Spdway S/F 1.600 miles

Race 2 #16-CRE-4558-S

2016-05-29 16:00

Race (18:00 and 1 Laps) started at 17:07:07

Pos	No.	Name	Class	Laps	Diff	Total Tm	Best Tm	Make-Model	Sponsor
1	#27	Scott Simpson	CRE	15		19:40.789	1:17.078	Porsche 911 R	
2	#114	Philip G Gott	CRE	14	1 Lap	20:08.200	1:24.320	Triumph TR4A	Jean Green RD
3	#9	Brian Wheaton	CRE	14	1 Lap	20:52.473	1:24.122	Ford Mustang/	
4	#3X	Serge Lentz	CRE	14	1 Lap	20:53.346	1:23.619	Mazda RX7/Bl	Belgo-Am Racing
5	#25	Chris Annibale	CRE	13	2 Laps	19:44.934	1:28.554	Toyota Celica/	
6	#77X	Daniel Sheppard	CRE	12	3 Laps	20:08.941	1:18.962	Mazda RX7/pu	it7racing.com
7	#15	Syndia Czarniecki	CRE	11	4 Laps	20:28.087	1:44.416	Mazda RX7/Ic	
8	#8	Kunwoo Park	CRE	9	6 Laps	13:18.888	1:22.130	BMW 325i/blu	

Announcements

Time Prov 1730 Time Final 1800

Margin of Victory	Avg. Speed	Best Lap Tm	Best Speed	Best Lap by
1 Lap	73.171	1:17.078	74.729	#27 - Scott Simpson

Joshua Underwood, Chief of Timing & Scoring

Orbits

Bob Introne, Chief Steward / Jack Hanifan, Chairman SOM

www.mylaps.com

Licensed to: NEDiv



**New England Region
NERRC Memorial Day Weekend
Official Contingency Result**



Memorial Day Weekend Regionals and CRE

Sorted on Laps

Grp 8 - CRE

New Hampshire Mtr Spdway S/F 1.600 miles

Race 2 #16-CRE-4558-S

2016-05-29 16:00

Race (18:00 and 1 Laps) started at 17:07:07

Pos	No.	Name	Class	Laps	Diff	Total Tm	Best Tm	Make-Model	Sponsor
CRE									
1	#27	Scott Simpson	CRE	15		19:40.789	1:17.078	Porsche 911 R	
2	#114	Philip G Gott	CRE	14	1 Lap	20:08.200	1:24.320	Triumph TR4A	Jean Green RD
3	#9	Brian Wheaton	CRE	14	1 Lap	20:52.473	1:24.122	Ford Mustang/	
4	#3X	Serge Lentz	CRE	14	1 Lap	20:53.346	1:23.619	Mazda RX7/Bl	Belgo-Am Racing
5	#25	Chris Annibale	CRE	13	2 Laps	19:44.934	1:28.554	Toyota Celica/	
6	#77X	Daniel Sheppard	CRE	12	3 Laps	20:08.941	1:18.962	Mazda RX7/pu	it7racing.com
7	#15	Syndia Czarnecki	CRE	11	4 Laps	20:28.087	1:44.416	Mazda RX7/Ic	
8	#8	Kunwoo Park	CRE	9	6 Laps	13:18.888	1:22.130	BMW 325i/blu	

Announcements

Time Prov 1730 Time Final 1800

Margin of Victory	Avg. Speed	Best Lap Tm	Best Speed	Best Lap by
1 Lap	73.171	1:17.078	74.729	#27 - Scott Simpson

Joshua Underwood, Chief of Timing & Scoring

Orbits

Bob Introne, Chief Steward / Jack Hanifan, Chairman SOM

www.mylaps.com

Licensed to: NEDiv

Memorial Day Weekend Regionals and CRE

Lapchart


Grp 8 - CRE

New Hampshire Mtr Spdway S/F 1.600 miles

Race 2 #16-CRE-4558-S

2016-05-29 16:00

Race (18:00 and 1 Laps) started at 17:07:07



Competitors	Laps															
	0	1	2	3	4	5	6	7	8	9	10	11	12	13	14	15
Scott Simpson (#27)	1	#27	#27	#27	#27	#27	#27	#27	#27	#27	#27	#27	#27	#27	#27	#27
Kunwoo Park (#8)	2	#8	#77X	#77X	#77X	#8	#8	#8	#8	#8	#114	#114	#114	#114	#114	#114
Philip G Gott (#114)	3	#114	#8	#8	#8	#114	#114	#114	#114	#114	#8	#9	#9	#9	#9	#9
Daniel Sheppard (#77X)	4	#77X	#3X	#3X	#114	#77X	#25	#3X	#3X	#25	#3X	#3X	#3X	#3X	#3X	#3X
Chris Annibale (#25)	5	#25	#114	#114	#3X	#3X	#3X	#25	#25	#3X	#25	#25	#25	#25	#25	#25
Serge Lentz (#3X)	6	#3X	#25	#25	#25	#25	#9	#9	#9	#9	#9	#77X	#77X	#77X		
Brian Wheaton (#9)	7	#9	#9	#9	#9	#9	#77X	#77X	#77X	#77X	#77X	#15	#15			
Syndia Czarnecki (#15)	8	#15	#15	#15	#15	#15	#15	#15	#15	#15						



New England Region NERRC Memorial Day Weekend Official Contingency Result



Memorial Day Weekend Regionals and CRE

Grp 8 - CRE

New Hampshire Mtr Spdway S/F 1.600 miles

Race 2 #16-CRE-4558-S

2016-05-29 16:00

Race (18:00 and 1 Laps) started at 17:07:07

Lap	Lap Tm	Diff	Time of Day
(#27) Scott Simpson			
1	1:18.856	+1.778	17:08:26.665
2	1:17.938	+0.860	17:09:44.603
3	1:20.765	+3.687	17:11:05.368
4	1:18.450	+1.372	17:12:23.818
5	1:17.760	+0.682	17:13:41.578
6	1:20.135	+3.057	17:15:01.713
7	1:19.283	+2.205	17:16:20.996
8	1:20.701	+3.623	17:17:41.697
9	1:18.997	+1.919	17:19:00.694
10	1:17.078		17:20:17.772
11	1:17.405	+0.327	17:21:35.177
12	1:18.718	+1.640	17:22:53.895
13	1:18.075	+0.997	17:24:11.970
14	1:18.490	+1.412	17:25:30.460
15	1:18.138	+1.060	17:26:48.598

(#114) Philip G Gott			
1	1:29.206	+4.886	17:08:38.309
2	1:26.185	+1.865	17:10:04.494
3	1:26.371	+2.051	17:11:30.865
4	1:29.834	+5.514	17:13:00.699
5	1:26.141	+1.821	17:14:26.840
6	1:25.693	+1.373	17:15:52.533
7	1:24.827	+0.507	17:17:17.360
8	1:24.320		17:18:41.680
9	1:27.726	+3.406	17:20:09.406
10	1:27.337	+3.017	17:21:36.743
11	1:24.876	+0.556	17:23:01.619
12	1:24.840	+0.520	17:24:26.459
13	1:25.043	+0.723	17:25:51.502
14	1:24.507	+0.187	17:27:16.009

(#9) Brian Wheaton			
1	1:39.212	+15.090	17:08:49.131
2	1:31.565	+7.443	17:10:20.696
3	1:32.215	+8.093	17:11:52.911
4	1:30.075	+5.953	17:13:22.986
5	1:37.988	+13.866	17:15:00.974
6	1:28.298	+4.176	17:16:29.272
7	1:26.572	+2.450	17:17:55.844
8	1:28.253	+4.131	17:19:24.097
9	1:27.168	+3.046	17:20:51.265
10	1:26.492	+2.370	17:22:17.757
11	1:29.054	+4.932	17:23:46.811
12	1:25.041	+0.919	17:25:11.852
13	1:24.122		17:26:35.974
14	1:24.308	+0.186	17:28:00.282

(#3X) Serge Lentz			
1	1:26.810	+3.191	17:08:36.468
2	1:26.090	+2.471	17:10:02.558
3	1:35.340	+11.721	17:11:37.898
4	1:38.926	+15.307	17:13:16.824
5	1:32.801	+9.182	17:14:49.625
6	1:28.946	+5.327	17:16:18.571
7	1:29.233	+5.614	17:17:47.804
8	1:32.505	+8.886	17:19:20.309
9	1:28.053	+4.434	17:20:48.362
10	1:30.443	+6.824	17:22:18.805

Lap	Lap Tm	Diff	Time of Day
11	1:28.972	+5.353	17:23:47.777
12	1:25.015	+1.396	17:25:12.792
13	1:23.619		17:26:36.411
14	1:24.744	+1.125	17:28:01.155
(#25) Chris Annibale			
1	1:31.802	+3.248	17:08:41.302
2	1:31.792	+3.238	17:10:13.094
3	1:31.262	+2.708	17:11:44.356
4	1:33.595	+5.041	17:13:17.951
5	1:31.429	+2.875	17:14:49.380
6	1:30.998	+2.444	17:16:20.378
7	1:28.554		17:17:48.932
8	1:31.065	+2.511	17:19:19.997
9	1:30.265	+1.711	17:20:50.262
10	1:30.712	+2.158	17:22:20.974
11	1:30.501	+1.947	17:23:51.475
12	1:28.735	+0.181	17:25:20.210
13	1:32.533	+3.979	17:26:52.743

(#77X) Daniel Sheppard			
1	1:21.153	+2.191	17:08:30.394
2	1:18.962		17:09:49.356
3	1:22.987	+4.025	17:11:12.343
4	1:52.982	+34.020	17:13:05.325
5	1:58.577	+39.615	17:15:03.902
6	1:46.288	+27.326	17:16:50.190
7	1:43.558	+24.596	17:18:33.748
8	1:47.892	+28.930	17:20:21.640
9	1:44.694	+25.732	17:22:06.334
10	1:47.412	+28.450	17:23:53.746
11	1:50.710	+31.748	17:25:44.456
12	1:32.294	+13.332	17:27:16.750

(#15) Syndia Czarnecki			
1	2:00.714	+16.298	17:09:12.201
2	2:02.585	+18.169	17:11:14.786
3	1:51.954	+7.538	17:13:06.740
4	1:58.622	+14.206	17:15:05.362
5	1:45.772	+1.356	17:16:51.134
6	1:44.416		17:18:35.550
7	1:47.754	+3.338	17:20:23.304
8	1:44.449	+0.033	17:22:07.753
9	1:47.535	+3.119	17:23:55.288
10	1:50.778	+6.362	17:25:46.066
11	1:49.830	+5.414	17:27:35.896

(#8) Kunwoo Park			
1	1:27.557	+5.427	17:08:35.665
2	1:25.592	+3.462	17:10:01.257
3	1:24.362	+2.232	17:11:25.619
4	1:22.916	+0.786	17:12:48.535
5	1:22.164	+0.034	17:14:10.699
6	1:22.181	+0.051	17:15:32.880
7	1:22.130		17:16:55.010
8	1:22.749	+0.619	17:18:17.759
p9	2:08.938	+46.808	17:20:26.697

Joshua Underwood, Chief of Timing & Scoring

Orbits

Bob Introne, Chief Steward / Jack Hanifan, Chairman SOM

www.mylaps.com
Licensed to: NEDiv



**New England Region
NERRC Memorial Day Weekend
Official Contingency Result**



Memorial Day Weekend Regionals and CRE

Sorted on Best Lap time

Grp 8 - CRE

New Hampshire Mtr Spdway S/F 1.600 miles

Race 2 #16-CRE-4558-S

2016-05-29 16:00

Race (18:00 and 1 Laps) started at 17:07:07

Pos	No.	Name	Class	Best Tm	Diff	Best Speed	In Lap	Make-Model	Sponsor
CRE									
1	#27	Scott Simpson	CRE	1:17.078		74.729	10	Porsche 911 RSR/B	
2	#77X	Daniel Sheppard	CRE	1:18.962	1.884	72.946	2	Mazda RX7/purple	it7racing.com
3	#8	Kunwoo Park	CRE	1:22.130	5.052	70.133	7	BMW 325i/blue	
4	#3X	Serge Lentz	CRE	1:23.619	6.541	68.884	13	Mazda RX7/Bl/y/l/re	Belgo-Am Racing
5	#9	Brian Wheaton	CRE	1:24.122	7.044	68.472	13	Ford Mustang/Orar	
6	#114	Philip G Gott	CRE	1:24.320	7.242	68.311	8	Triumph TR4A/Red	Jean Green RD
7	#25	Chris Annibale	CRE	1:28.554	11.476	65.045	7	Toyota Celica/Red	
8	#15	Syndia Czarnecki	CRE	1:44.416	27.338	55.164	6	Mazda RX7/Ice blu	

Announcements

Time Prov 1730 Time Final 1800

Joshua Underwood, Chief of Timing & Scoring

Orbits

Bob Introne, Chief Steward / Jack Hanifan, Chairman SOM

www.mylaps.com
Licensed to: NEDiv