



**New England Region
NERRC Kickoff Weekend
Qualifying Result**



NERRC Kickoff Weekend

Sorted on Best Lap time

Grp 1 - GT1-2-3,SPO,AS,T1-2,ITE-R-S,STU

Palmer Motorsports Park 2.300 miles

Qual

5/6/2017 09:00 AM

Qualifying started at 9:03:26

Pos	No.	Name	Class	Best Tm	Diff	Best Speed	In Lap	Make-Model	Sponsor
1	153	Stephen Tise	T1	2:02.448		67.621	8	Ford Mustang GT/S	Direct Tire and Lar
2	126	William Hendrix	T2	2:02.972	0.524	67.332	7	Nissan 350z/red	
3	87	Joe Nolette	T1	2:04.314	1.866	66.606	6	BMW M3/Blue	
4	96	Theresa Condict	ITR	2:05.659	3.211	65.893	6	Acura RSX Type S/i	
5	0	Zachary Kelly	ITR	2:06.140	3.692	65.641	7	BMW 323ci/Yellow	Precision Motorspo
6	44	Joe Stadelmann	ITS	2:08.144	5.696	64.615	5	Porsche 944S/Oran	
7	93	Glenn Kurkjian	ITE	2:10.539	8.091	63.429	5	Chevrolet Corvette	Tool & Equipment (
8	13	Pasquale Bruno	T1	2:11.967	9.519	62.743	7	Cadillac CTS-V/Blac	Crowflight Develop
9	139	Edward Karabec	ITS	2:13.990	11.542	61.796	8	BMW 325i/Black	
10	3	Ann Lamport Hammitte	ITR	2:14.187	11.739	61.705	5	BMW M3/red	
11	17	Glenn Every	ITS	2:14.654	12.206	61.491	7	Miata Miata/Red	
12	31	Bill Spargo	ITR	2:15.709	13.261	61.013	8	Honda S2000/Whit	Spargo Machine Pr
13	30	Thomas Kelly	ITR	2:18.435	15.987	59.811	2	BMW 328i/Yellow/E	Precision Motorspo
14	73	Mark Ketenci	ITR	2:20.328	17.880	59.005	2	BMW 328 ci/blue	3D Autoworks
15	54	Peter A Lombardo	ITS	2:21.798	19.350	58.393	7	Alfa Romeo Milano,	
16	7	Jamie Cook	T1	2:27.406	24.958	56.171	3	BMW M3/	
17	27	Scott Simpson	ITE	2:29.137	26.689	55.519	6	Porsche 911 RSR/E	
18	10	Chip Williams	T2			-	0	Nissan 350z/BLACK	

Joshua Underwood, Chief of Timing & Scoring

Orbits

Bob Anderson, Chief Steward / James Shoemaker, Chairman SOM

www.mylaps.com
Licensed to: NER, SCCA



New England Region NERRC Kickoff Weekend Qualifying Result



NERRC Kickoff Weekend


Grp 1 - GT1-2-3,SPO,AS,T1-2,ITE-R-S,STU

Palmer Motorsports Park 2.300 miles

Qual

5/6/2017 09:00 AM

Qualifying started at 9:03:26



<u>(153) Stephen Tise</u>			5	2:10.539		1	2:22.551	+2.223
1	2:10.458	+8.010	6	2:12.055	+1.516	2	2:20.328	
2	2:10.121	+7.673	7	2:11.164	+0.625	3	2:34.003	+13.675
3	2:04.602	+2.154	8	2:11.428	+0.889	4	2:22.756	+2.428
4	2:03.352	+0.904				p5	2:46.866	+26.538
5	2:05.170	+2.722	<u>(13) Pasquale Bruno</u>			<u>(54) Peter A Lombardo</u>		
6	2:05.121	+2.673	1	2:29.063	+17.096	1	2:34.726	+12.928
7	2:04.363	+1.915	p2	2:30.846	+18.879	2	2:41.762	+19.964
8	2:02.448		3	3:00.806	+48.839	3	2:29.174	+7.376
<u>(126) William Hendrix</u>			4	2:12.484	+0.517	4	2:26.989	+5.191
1	2:10.432	+7.460	5	2:15.714	+3.747	5	2:26.759	+4.961
2	2:37.184	+34.212	6	2:12.888	+0.921	6	2:24.080	+2.282
3	2:10.939	+7.967	7	2:11.967		7	2:21.798	
4	2:05.162	+2.190	<u>(139) Edward Karabec</u>			<u>(7) Jamie Cook</u>		
5	2:09.064	+6.092	1	2:26.603	+12.613	1	2:37.388	+9.982
6	2:03.537	+0.565	2	2:24.213	+10.223	2	2:38.867	+11.461
7	2:02.972		3	2:23.635	+9.645	3	2:27.406	
8	2:08.287	+5.315	4	2:20.416	+6.426	4	2:43.350	+15.944
<u>(87) Joe Nolette</u>			5	2:17.909	+3.919	5	2:28.138	+0.732
1	2:12.836	+8.522	6	2:16.450	+2.460	6	2:31.559	+4.153
2	2:14.301	+9.987	7	2:15.431	+1.441	<u>(27) Scott Simpson</u>		
3	2:10.273	+5.959	8	2:13.990		1	2:52.250	+23.113
4	2:09.821	+5.507	<u>(3) Ann Lamport Hammitte</u>			2	2:41.641	+12.504
5	2:08.010	+3.696	1	2:26.585	+12.398	3	2:33.507	+4.370
6	2:04.314		2	2:25.061	+10.874	4	2:29.458	+0.321
p7	2:21.012	+16.698	3	2:18.056	+3.869	5	2:31.701	+2.564
<u>(96) Theresa Condict</u>			4	2:18.174	+3.987	6	2:29.137	
1	2:50.088	+44.429	5	2:14.187		<u>(17) Glenn Every</u>		
2	2:12.345	+6.686	6	2:19.295	+5.108	1	2:24.776	+10.122
3	2:09.622	+3.963	p7	2:35.325	+21.138	2	2:20.356	+5.702
p4	2:20.903	+15.244	<u>(17) Glenn Every</u>			3	2:17.476	+2.822
5	2:31.693	+26.034	1	2:24.776	+10.122	4	2:18.772	+4.118
6	2:05.659		2	2:20.356	+5.702	5	2:20.178	+5.524
7	2:08.237	+2.578	3	2:17.476	+2.822	6	2:21.244	+6.590
<u>(0) Zachary Kelly</u>			4	2:18.772	+4.118	7	2:14.654	
1	2:25.940	+19.800	5	2:20.178	+5.524	8	2:14.661	+0.007
2	2:18.151	+12.011	6	2:21.244	+6.590	<u>(31) Bill Spargo</u>		
3	2:11.720	+5.580	7	2:14.654		1	2:36.154	+20.445
4	2:09.721	+3.581	8	2:14.661	+0.007	2	2:28.552	+12.843
5	2:13.115	+6.975	<u>(31) Bill Spargo</u>			3	2:21.862	+6.153
6	2:06.822	+0.682	1	2:36.154	+20.445	4	2:21.167	+5.458
7	2:06.140		2	2:28.552	+12.843	5	2:20.017	+4.308
8	2:08.043	+1.903	3	2:21.862	+6.153	6	2:19.866	+4.157
<u>(44) Joe Stadelmann</u>			4	2:21.167	+5.458	7	2:17.058	+1.349
p1	3:26.311	+1:18.167	5	2:20.017	+4.308	8	2:15.709	
2	2:29.678	+21.534	6	2:19.866	+4.157	<u>(30) Thomas Kelly</u>		
3	2:09.365	+1.221	7	2:17.058	+1.349	1	2:25.892	+7.457
4	2:10.035	+1.891	8	2:15.709		2	2:18.435	
5	2:08.144		<u>(30) Thomas Kelly</u>			3	2:21.242	+2.807
p6	2:33.399	+25.255	1	2:25.892	+7.457	4	2:18.961	+0.526
<u>(93) Glenn Kurkjian</u>			2	2:18.435		5	2:21.294	+2.859
1	2:16.553	+6.014	3	2:21.242	+2.807	p6	2:46.621	+28.186
2	2:12.861	+2.322	4	2:18.961	+0.526	<u>(73) Mark Ketenci</u>		
3	2:11.864	+1.325	5	2:21.294	+2.859	1	2:25.892	+7.457
4	2:11.371	+0.832	6	2:19.866	+4.157	2	2:18.435	

Joshua Underwood, Chief of Timing & Scoring

Orbits

Bob Anderson, Chief Steward / James Shoemaker, Chairman SOM

Joshua Underwood

www.mylaps.com
Licensed to: NER, SCCA



**New England Region
NERRC Kickoff Weekend
Qualifying Result**



NERRC Kickoff Weekend

Sorted on Best Lap time

Grp 2 - FV,F5,FST,F6,FVCC,FF,NCF

Palmer Motorsports Park 2.300 miles

Qual

5/6/2017 09:25 AM

Qualifying started at 9:31:15

Pos	No.	Name	Class	Best Tm	Diff	Best Speed	In Lap	Make-Model	Sponsor
1	22	Michael Hinkle	FV	2:08.864		64.254	6	BRD AFV02/Yellow	Yes Please
2	#07	Chris Barry	FV	2:10.881	2.017	63.264	8	citation Formula Ve	
3	24	Tom Kenney	FV	2:16.423	7.559	60.694	8	Speed Sport FV/Blu	Philly
4	61	Walter Popiak	FV	2:17.726	8.862	60.119	7	CITATION 95V/REL	LANGLAIS GROUP
5	27	David Saggio	FV	2:20.552	11.688	58.911	4	Mysterian M2/Blue	

Joshua Underwood, Chief of Timing & Scoring

Orbits

Bob Anderson, Chief Steward / James Shoemaker, Chairman SOM

www.mylaps.com
Licensed to: NER, SCCA



New England Region
 NERRC Kickoff Weekend
 Qualifying Result



NERRC Kickoff Weekend

Grp 2 - FV,F5,FST,F6,FVCC,FF,NCF

Palmer Motorsports Park 2.300 miles

Qual

5/6/2017 09:25 AM

Qualifying started at 9:31:15

(22) Michael Hinkle

1	2:14.177	+5.313
2	2:12.957	+4.093
3	2:13.190	+4.326
4	2:10.505	+1.641
5	2:11.811	+2.947
6	2:08.864	
p7	2:38.923	+30.059

(#07) Chris Barry

1	2:22.599	+11.718
2	2:29.910	+19.029
3	2:29.465	+18.584
4	2:14.552	+3.671
5	2:14.052	+3.171
6	2:12.122	+1.241
7	2:11.575	+0.694
8	2:10.881	

(24) Tom Kenney

1	2:40.712	+24.289
2	2:21.429	+5.006
3	2:22.276	+5.853
4	2:22.487	+6.064
5	2:21.230	+4.807
6	2:18.753	+2.330
7	2:17.587	+1.164
8	2:16.423	

(61) Walter Popiak

1	2:24.643	+6.917
2	2:20.814	+3.088
3	2:19.355	+1.629
4	2:20.839	+3.113
5	2:17.983	+0.257
6	2:19.902	+2.176
7	2:17.726	
8	2:18.793	+1.067

(27) David Saggio

1	2:53.746	+33.194
2	2:26.428	+5.876
3	2:21.744	+1.192
4	2:20.552	
5	2:24.557	+4.005
6	2:24.198	+3.646
7	2:22.146	+1.594
8	2:21.701	+1.149

Joshua Underwood, Chief of Timing & Scoring

Orbits

Bob Anderson, Chief Steward / James Shoemaker, Chairman SOM

www.mylaps.com
 Licensed to: NER, SCCA



**New England Region
NERRC Kickoff Weekend
Qualifying Result**



NERRC Kickoff Weekend

Sorted on Best Lap time

Grp 3 - ITA,IT7,SM2,STL

Palmer Motorsports Park 2.300 miles

Qual

5/6/2017 09:50 AM

Qualifying started at 9:59:27

Pos	No.	Name	Class	Best Tm	Diff	Best Speed	In Lap	Make-Model	Sponsor
1	67	Craig McHaffie	STL	2:00.359		68.794	4	Mazda MX5/red	Flatout Motorsport
2	141	Robert Stager	STL	2:01.653	1.294	68.062	5	Mazda miata/green	SCDA
3	#02	Pratt Tanner	SM2	2:04.876	4.517	66.306	1	Mazda Miata/white,	
4	87	Stephen Pope	ITA	2:04.954	4.595	66.264	3	Mazda Miata/Blue/E	Pope Design Group
5	151	Doug Fisher	STL	2:05.055	4.696	66.211	5	Mazda Miata/Red/E	Father Daughter Ra
6	70	Jimmy Locke	SM2	2:05.809	5.450	65.814	9	Mazda Miata/rusty	NorthEast Earth Me
7	45	Andrew Wickline	STL	2:06.434	6.075	65.489	5	Mazda miata/silver,	Rosmar racing. Ger
8	#09	Roger Cote	SM2	2:06.554	6.195	65.427	4	Mazda miata/white	Ives Motorsports
9	96	Matt Rowe	ITA	2:07.422	7.063	64.981	3	Plymouth Neon/wh	M Squared Racing
10	13	Robert Reed	STL	2:07.844	7.485	64.766	8	Mazda Miata/Greer	LTD Racing
11	7	Cy Peake	STL	2:07.907	7.548	64.735	8	Mazda Miata/green	LTD Racing
12	79	Peter Arthur John Tonelli	STL	2:09.096	8.737	64.138	5	Mazda Miata/Red/E	
13	88	Jason Meyers	ITA	2:09.257	8.898	64.058	8	Ford Escort/50 sha	Shoestring Motorsp
14	14	Keith Knickerbocker	SM2	2:09.848	9.489	63.767	7	Mazda Miata/black	Knickerbocker by D
15	118	Michael Choe	STL	2:10.666	10.307	63.368	8	Mazda Miata/Oranç	SAC Racing
16	86	Mark Wheatley	SM2	2:11.592	11.233	62.922	8	Mazda Miata/Silver	
17	77	Daniel Sheppard	IT7	2:14.341	13.982	61.634	3	Mazda RX7/purple	it7racing.com
18	43	Kyle Colbey	ITA	2:15.042	14.683	61.314	8	Honda CRX Si/Yellc	Like Father Like So
19	35	Paul DeYeso	IT7	2:15.917	15.558	60.920	8	Mazda RX-7/Orang	Kid's Inheritance
20	90	David Colbey	ITA	2:16.105	15.746	60.835	8	Honda CRX Si/Red	Like Father Like So
21	#07	Jason Carroll	IT7	2:16.490	16.131	60.664	8	Mazda RX-7/white/	IT7racing.com
22	29	Michael Buccella	IT7	2:17.127	16.768	60.382	8	Mazda RX7/Yellow	1-800-Danno
23	177	Chad Mulhall	STL	2:18.004	17.645	59.998	8	Mazda Miata/Blue/l	Van Kleeck's Tire
24	#05	Dwayne Bennett	STL	2:18.248	17.889	59.892	2	Mazda Miata/Black	LTD Racing
25	#00	Raymond Kubs	SM2	2:18.480	18.121	59.792	6	Mazda Miata/blue/t	Flatout Motorsport
26	20	Robert Karl	SM2	2:18.539	18.180	59.767	6	Mazda Miata/White	BK Motorsports
27	27	Donald Blunt	IT7	2:18.682	18.323	59.705	6	Mazda rx7/white	
28	#06	Jeff Longo	SM2	2:18.697	18.338	59.698	3	Mazda Miata/red	LTD Racing / Marbl
29	135	Dominic Karl	SM2	2:20.483	20.124	58.940	6	Mazda Miata/Red V	BK Motorsports
30	#08	Robert Karl Jr.	SM2	2:21.173	20.814	58.651	5	Mazda Miata/Yellow	BK Motorsports
31	33	Rebecca Harvey	SM2	2:22.011	21.652	58.305	3	Mazda Miata/Blue	Road Rebels
32	15	Richard Patullo	IT7	2:22.380	22.021	58.154	4	Mazda RX7/Ice blu	
33	196	Matthew Morin	SM2	2:29.468	29.109	55.396	5	Mazda Miata/White	Overtime racing

Joshua Underwood, Chief of Timing & Scoring

Orbits

Bob Anderson, Chief Steward / James Shoemaker, Chairman SOM

www.mylaps.com

Licensed to: NER, SCCA



New England Region NERRC Kickoff Weekend Qualifying Result



NERRC Kickoff Weekend


Grp 3 - ITA,IT7,SM2,STL

Palmer Motorsports Park 2.300 miles

Qual

5/6/2017 09:50 AM

Qualifying started at 9:59:27



<u>(67) Craig McHaffie</u>	6 2:06.908 +0.354	5 2:17.807 +7.141	<u>(29) Michael Buccella</u>	<u>(135) Dominic Karl</u>
1 2:06.027 +5.668		6 2:12.881 +2.215	1 2:29.063 +11.936	1 2:28.387 +7.904
2 2:03.231 +2.872	<u>(96) Matt Rowe</u>	7 2:13.012 +2.346	2 2:23.113 +5.986	2 2:24.438 +3.955
3 2:00.598 +0.239	1 2:11.876 +4.454	8 2:10.666	3 2:23.675 +6.548	3 2:24.290 +3.807
4 2:00.359	2 2:09.042 +1.620	<u>(86) Mark Wheatley</u>	4 2:18.770 +1.643	4 2:22.826 +2.343
5 2:03.568 +3.209	3 2:07.422	1 2:23.672 +12.080	5 2:20.881 +3.754	5 2:21.152 +0.669
6 2:02.954 +2.595	4 2:07.842 +0.420	2 2:22.438 +10.846	6 2:19.681 +2.554	6 2:20.483
7 2:04.578 +4.219	5 2:22.498 +15.076	3 2:21.012 +9.420	7 2:18.124 +0.997	7 2:20.704 +0.221
	<u>(13) Robert Reed</u>	4 2:19.582 +7.990	8 2:17.127	8 2:21.217 +0.734
	1 2:21.721 +13.877	5 2:15.678 +4.086	<u>(177) Chad Mulhall</u>	<u>(#08) Robert Karl Jr.</u>
<u>(141) Robert Stager</u>	2 2:16.035 +8.191	6 2:14.550 +2.958	1 2:27.723 +9.719	1 2:25.413 +4.240
1 2:12.141 +10.488	3 2:18.297 +10.453	7 2:11.817 +0.225	2 2:24.610 +6.606	2 2:26.810 +5.637
2 2:08.499 +6.846	4 2:13.271 +5.427	8 2:11.592	3 2:21.541 +3.537	3 2:25.267 +4.094
3 2:03.816 +2.163	5 2:15.071 +7.227	<u>(77) Daniel Sheppard</u>	4 2:20.138 +2.134	4 2:23.708 +2.535
4 2:02.713 +1.060	6 2:12.339 +4.495	1 2:25.537 +11.196	5 2:23.947 +5.943	5 2:21.173
5 2:01.653	7 2:08.945 +1.101	2 2:14.866 +0.525	6 2:20.208 +2.204	p6 2:35.412 +14.239
6 2:01.858 +0.205	8 2:07.844	3 2:14.341	7 2:19.595 +1.591	<u>(33) Rebecca Harvey</u>
<u>(#02) Pratt Tanner</u>	<u>(7) Cy Peake</u>	4 2:22.133 +7.792	8 2:18.004	1 2:27.770 +5.759
1 2:04.876	1 2:23.515 +15.608	5 2:16.871 +2.530	<u>(#05) Dwayne Bennett</u>	2 2:22.229 +0.218
2 2:08.161 +3.285	2 2:13.359 +5.452	<u>(43) Kyle Colbey</u>	1 2:21.571 +3.323	3 2:22.011
3 4:20.705 +2:15.829	3 2:14.659 +6.752	1 2:23.867 +8.825	2 2:18.248	4 2:22.882 +0.871
<u>(87) Stephen Pope</u>	4 2:14.252 +6.345	2 2:44.427 +29.385	3 2:20.327 +2.079	5 2:22.800 +0.789
1 2:04.566 -0.388	5 2:15.156 +7.249	3 2:20.380 +5.338	4 2:21.830 +3.582	<u>(15) Richard Patullo</u>
2 2:05.090 +0.136	6 2:10.132 +2.225	4 2:21.421 +6.379	<u>(#00) Raymond Kubs</u>	1 2:27.439 +5.059
3 2:04.954	7 2:12.003 +4.096	5 2:19.599 +4.557	1 2:31.739 +13.259	2 2:31.382 +9.002
4 2:03.046 -1.908	8 2:07.907	6 2:19.007 +3.965	2 2:22.326 +3.846	3 2:23.845 +1.465
<u>(151) Doug Fisher</u>	<u>(79) Peter Arthur John Tonelli</u>	7 2:18.413 +3.371	3 2:21.716 +3.236	4 2:22.380
1 2:17.412 +12.357	1 2:15.794 +6.698	8 2:15.042	4 2:22.592 +4.112	5 2:22.928 +0.548
2 2:15.660 +10.605	2 2:11.321 +2.225	<u>(35) Paul DeYeso</u>	5 2:22.931 +4.451	6 2:22.522 +0.142
3 2:06.827 +1.772	3 2:11.763 +2.667	1 2:31.485 +15.568	6 2:18.480	<u>(196) Matthew Morin</u>
4 2:07.101 +2.046	4 2:10.200 +1.104	2 2:19.759 +3.842	7 2:20.761 +2.281	1 2:32.753 +3.285
5 2:05.055	5 2:09.096	3 2:23.606 +7.689	8 2:20.236 +1.756	2 2:32.060 +2.592
6 2:07.949 +2.894	6 2:13.145 +4.049	4 2:28.055 +12.138	<u>(20) Robert Karl</u>	3 2:29.564 +0.096
<u>(70) Jimmy Locke</u>	<u>(88) Jason Meyers</u>	5 2:21.323 +5.406	1 2:26.123 +7.584	4 2:30.220 +0.752
1 2:12.802 +6.993	1 2:14.740 +5.483	6 2:18.136 +2.219	2 2:28.944 +10.405	5 2:29.468
2 2:11.101 +5.292	2 2:13.176 +3.919	7 2:17.887 +1.970	3 2:28.585 +10.046	
3 2:11.251 +5.442	3 2:13.796 +4.539	8 2:15.917	4 2:27.644 +9.105	
4 2:08.776 +2.967	4 2:12.138 +2.881	<u>(90) David Colbey</u>	5 2:22.280 +3.741	
5 2:07.344 +1.535	5 2:17.268 +8.011	1 2:20.928 +4.823	6 2:18.539	
6 2:09.104 +3.295	6 2:12.462 +3.205	2 2:28.120 +12.015	7 2:19.071 +0.532	
7 2:07.330 +1.521	7 2:09.639 +0.382	3 2:22.540 +6.435	8 2:19.611 +1.072	
8 2:17.335 +11.526	8 2:09.257	4 2:19.749 +3.644	<u>(27) Donald Blunt</u>	
9 2:05.809	<u>(14) Keith Knickerbocker</u>	5 2:19.836 +3.731	1 2:31.658 +12.976	
<u>(45) Andrew Wickline</u>	1 2:19.547 +9.699	6 2:17.556 +1.451	2 2:23.511 +4.829	
1 2:13.528 +7.094	2 2:15.739 +5.891	7 2:17.653 +1.548	3 2:22.432 +3.750	
2 2:15.597 +9.163	3 2:11.253 +1.405	8 2:16.105	4 2:26.485 +7.803	
3 2:07.976 +1.542	4 2:11.542 +1.694	<u>(#07) Jason Carroll</u>	5 2:23.703 +5.021	
4 2:09.168 +2.734	5 2:11.492 +1.644	1 2:30.607 +14.117	6 2:18.682	
5 2:06.434	6 2:10.153 +0.305	2 2:22.147 +5.657	7 2:21.424 +2.742	
6 2:07.247 +0.813	7 2:09.848	3 2:19.628 +3.138	8 2:19.519 +0.837	
<u>(#09) Roger Cote</u>	8 2:09.989 +0.141	4 2:26.112 +9.622	<u>(#06) Jeff Longo</u>	
1 2:14.195 +7.641	<u>(118) Michael Choe</u>	5 2:19.741 +3.251	1 2:19.438 +0.741	
2 2:14.636 +8.082	1 2:19.740 +9.074	6 2:18.227 +1.737	2 2:19.601 +0.904	
3 2:07.380 +0.826	2 2:17.622 +6.956	7 2:21.260 +4.770	3 2:18.697	
4 2:06.554	3 2:19.516 +8.850	8 2:16.490	4 2:23.968 +5.271	
5 2:11.228 +4.674	4 2:18.165 +7.499			

Joshua Underwood, Chief of Timing & Scoring

Orbits

Bob Anderson, Chief Steward / James Shoemaker, Chairman SOM

Joshua Underwood

www.mylaps.com
Licensed to: NER, SCCA



**New England Region
NERRC Kickoff Weekend
Qualifying Result**



NERRC Kickoff Weekend

Sorted on Best Lap time

Grp 4 - FA-B-C-E-M-S,CFC,P1-2,ASR

Palmer Motorsports Park 2.300 miles

Qual

5/6/2017 10:15 AM

Qualifying started at 10:26:04

Pos	No.	Name	Class	Best Tm	Diff	Best Speed	In Lap	Make-Model	Sponsor
1	7	Jonathan Eriksen	P1	1:50.114		75.195	5	Stohr WF1/Blue an	Van Kleeck's Tire
2	82	Matthew Gendron	FA	1:58.183	8.069	70.061	9	Mazda Pro Mazda/£	Small Fortune Raci

Joshua Underwood, Chief of Timing & Scoring

Orbits

Bob Anderson, Chief Steward / James Shoemaker, Chairman SOM

www.mylaps.com
Licensed to: NER, SCCA



**New England Region
NERRC Kickoff Weekend
Qualifying Result**



NERRC Kickoff Weekend

Grp 4 - FA-B-C-E-M-S,CFC,P1-2,ASR

Palmer Motorsports Park 2.300 miles

Qual

5/6/2017 10:15 AM

Qualifying started at 10:26:04

(7) Jonathan Eriksen

1	1:59.621	+9.507
2	1:54.610	+4.496
3	1:54.392	+4.278
4	1:53.717	+3.603
5	1:50.114	

(82) Matthew Gendron

1	2:18.463	+20.280
2	2:10.567	+12.384
3	2:09.894	+11.711
4	2:06.498	+8.315
5	2:06.076	+7.893
6	2:03.406	+5.223
7	1:59.931	+1.748
8	1:58.373	+0.190
9	1:58.183	

Joshua Underwood, Chief of Timing & Scoring

Orbits

Bob Anderson, Chief Steward / James Shoemaker, Chairman SOM

www.mylaps.com
Licensed to: NER, SCCA



**New England Region
NERRC Kickoff Weekend
Qualifying Result**



NERRC Kickoff Weekend

Sorted on Best Lap time

Grp 5 - SRF,SRF3,EVSR,SPU,E-F-HP,GTL

Palmer Motorsports Park 2.300 miles

Qual

5/6/2017 10:40 AM

Qualifying started at 10:50:05

Pos	No.	Name	Class	Best Tm	Diff	Best Speed	In Lap	Make-Model	Sponsor
1	72	Steve Introne	SRF3	1:50.305		75.065	9	SCCA Enterprises S	IntroneCom.com E
2	8	Jonathan Emms	SRF3	1:54.116	3.811	72.558	9	SCCA Enterprises S	Clockwork Orange
3	91	Peter Arthur John Tonelli	FP	1:56.202	5.897	71.255	7	Mazda Miata/Yellow	Driven Performance
4	4	Scott James	SRF	1:56.690	6.385	70.957	8	SCCA Enterprises S	Chicane Racing/Mo
5	17	Don Kahn	SRF	1:57.444	7.139	70.502	8	SCCA Enterprises S	
6	98	J P DeVillars	SRF3	1:57.498	7.193	70.469	9	SCCA Enterprises S	BlueWave Racing
7	69	Mark Saviet	SRF	1:57.884	7.579	70.239	5	Spec Racer Ford/bl	DADDYLUBE - 'Ser
8	97	Jeffrey Swann	SRF3	1:58.498	8.193	69.875	6	SCCA Enterprises S	powered by Mobile
9	12	Federico Burgos	SRF3	1:59.415	9.110	69.338	8	SCCA ENTERPRISE	BOGUS ENTERPRI
10	85	Chris Andrews	SRF	2:01.655	11.350	68.061	8	SCCA Enterprises S	
11	20	Steve Owens	SRF3	2:02.161	11.856	67.779	9	SCCA SRF/Yellow/E	Finish Line Product
12	71	Peter Tonelli	EP	2:05.609	15.304	65.919	4	Mazda Miata/Red a	Westboro Toyota
13	82	Fred White	HP	2:06.088	15.783	65.668	4	Honda CRX/Red/W	Hoosier
14	193	Keith Hammitte	EP	2:06.228	15.923	65.596	4	BMW 325is/red	
15	55	Andrew Bairley	SRF	2:07.099	16.794	65.146	3	SCCA Enterprises S	
16	81	JB Swan	EP	2:07.251	16.946	65.068	4	Mazda RX-7/blue	R&S Redco
17	54	Peter A Lombardo	EP	2:10.384	20.079	63.505	6	Alfa Romeo Milano,	
18	18	George Farrar	GTL	2:12.665	22.360	62.413	6	Mazda miata/blue	HOT racing
19	78	Blaine Stine	SPU	2:18.316	28.011	59.863	4	7's Only MazdaGT/	
20	33	Dave Trostle	SRF	2:22.576	32.271	58.074	5	SCCA Enterprises S	Sterling Acceptanc

Joshua Underwood, Chief of Timing & Scoring

Orbits

Bob Anderson, Chief Steward / James Shoemaker, Chairman SOM

www.mylaps.com
Licensed to: NER, SCCA



New England Region NERRC Kickoff Weekend Qualifying Result



NERRC Kickoff Weekend


Grp 5 - SRF,SRF3,EVSR,SPU,E-F-HP,GTL

Palmer Motorsports Park 2.300 miles

Qual

5/6/2017 10:40 AM

Qualifying started at 10:50:05



<u>(72) Steve Introne</u>			<u>(69) Mark Saviet</u>			<u>(82) Fred White</u>			<u>(33) Dave Trostle</u>		
1	2:01.527	+11.222	1	2:03.998	+6.114	1	2:21.667	+15.579	1	2:34.438	+11.862
2	1:56.412	+6.107	2	2:00.021	+2.137	2	2:12.176	+6.088	2	2:30.877	+8.301
3	1:57.807	+7.502	p3	2:19.445	+21.561	3	2:08.258	+2.170	3	2:30.887	+8.311
4	1:53.433	+3.128	4	3:01.227	+1:03.343	4	2:06.088		4	2:29.252	+6.676
5	1:52.685	+2.380	5	1:57.884		<u>(193) Keith Hammitte</u>			5	2:22.576	
6	1:50.770	+0.465	6	2:07.811	+9.927	1	2:14.234	+8.006	6	2:43.198	+20.622
7	1:52.950	+2.645	7	1:59.575	+1.691	2	2:10.355	+4.127	7	2:26.173	+3.597
8	1:51.775	+1.470	8	2:20.420	+22.536	3	2:09.310	+3.082			
9	1:50.305		<u>(97) Jeffrey Swann</u>			4	2:06.228				
<u>(8) Jonathan Emms</u>			1	2:06.735	+8.237	5	2:08.136	+1.908			
1	2:02.621	+8.505	2	2:03.681	+5.183	6	2:09.690	+3.462			
2	2:00.389	+6.273	3	1:59.467	+0.969	7	2:08.046	+1.818			
3	1:59.661	+5.545	4	2:01.116	+2.618	8	2:06.659	+0.431			
4	1:59.714	+5.598	5	1:59.616	+1.118	<u>(55) Andrew Bairley</u>					
5	2:01.823	+7.707	6	1:58.498		1	2:20.338	+13.239			
6	1:58.118	+4.002	7	1:58.974	+0.476	2	2:12.543	+5.444			
7	1:57.918	+3.802	8	1:59.674	+1.176	3	2:07.099				
8	1:58.450	+4.334	9	1:58.988	+0.490	4	2:19.510	+12.411			
9	1:54.116		<u>(12) Federico Burgos</u>			5	2:12.873	+5.774			
<u>(91) Peter Arthur John Tonelli</u>			1	2:13.576	+14.161	6	2:19.215	+12.116			
1	2:05.488	+9.286	2	2:06.764	+7.349	7	2:12.393	+5.294			
2	2:04.162	+7.960	3	2:06.550	+7.135	8	2:14.009	+6.910			
3	2:12.443	+16.241	4	2:24.177	+24.762	<u>(81) JB Swan</u>					
4	2:02.949	+6.747	5	2:04.690	+5.275	1	2:18.463	+11.212			
5	1:59.157	+2.955	6	2:02.924	+3.509	2	2:08.869	+1.618			
6	1:57.419	+1.217	7	2:01.464	+2.049	3	2:08.808	+1.557			
7	1:56.202		8	1:59.415		4	2:07.251				
<u>(4) Scott James</u>			9	2:00.233	+0.818	5	2:07.965	+0.714			
1	2:05.599	+8.909	<u>(85) Chris Andrews</u>			6	2:11.473	+4.222			
2	2:04.698	+8.008	1	2:16.393	+14.738	<u>(54) Peter A Lombardo</u>					
3	2:04.973	+8.283	2	2:09.120	+7.465	1	2:14.279	+3.895			
4	2:03.583	+6.893	3	2:07.721	+6.066	2	2:13.368	+2.984			
5	2:00.401	+3.711	4	2:05.006	+3.351	3	2:13.178	+2.794			
6	1:58.478	+1.788	5	2:02.868	+1.213	4	2:11.563	+1.179			
7	1:58.264	+1.574	6	2:03.159	+1.504	5	2:10.894	+0.510			
8	1:56.690		7	2:02.475	+0.820	6	2:10.384				
9	2:01.179	+4.489	8	2:01.655		7	2:11.650	+1.266			
<u>(17) Don Kahn</u>			<u>(20) Steve Owens</u>			8	2:12.657	+2.273			
1	2:07.029	+9.585	1	2:03.742	+1.581	<u>(18) George Farrar</u>					
2	2:05.177	+7.733	2	2:03.801	+1.640	1	2:23.610	+10.945			
3	2:01.977	+4.533	3	2:03.426	+1.265	2	2:18.453	+5.788			
4	2:02.023	+4.579	4	2:03.293	+1.132	3	2:18.734	+6.069			
5	2:02.993	+5.549	5	2:03.806	+1.645	4	2:17.908	+5.243			
6	2:00.193	+2.749	6	2:03.710	+1.549	5	2:19.144	+6.479			
7	2:02.140	+4.696	7	2:03.214	+1.053	6	2:12.665				
8	1:57.444		8	2:03.274	+1.113	7	2:13.445	+0.780			
9	1:58.713	+1.269	9	2:02.161		8	2:13.515	+0.850			
<u>(98) J P DeVillars</u>			<u>(71) Peter Tonelli</u>			<u>(78) Blaine Stine</u>					
1	2:11.187	+13.689	1	2:06.235	+0.626	1	2:26.650	+8.334			
2	2:11.549	+14.051	2	2:08.531	+2.922	2	2:20.566	+2.250			
3	2:04.877	+7.379	3	2:06.272	+0.663	3	2:19.784	+1.468			
4	2:00.744	+3.246	4	2:05.609		4	2:18.316				
5	2:02.992	+5.494	5	2:09.252	+3.643						
6	2:00.114	+2.616									
7	2:00.563	+3.065									

Joshua Underwood, Chief of Timing & Scoring

Orbits

Bob Anderson, Chief Steward / James Shoemaker, Chairman SOM

Joshua Underwood

www.mylaps.com
Licensed to: NER, SCCA



**New England Region
NERRC Kickoff Weekend
Qualifying Result**



NERRC Kickoff Weekend

Sorted on Best Lap time

Grp 6 - SM,ITB-C,T3-4,BSpec,ITEZ,SM5,SSM

Palmer Motorsports Park 2.300 miles

Qual

5/6/2017 11:05 AM

Qualifying started at 11:19:58

Pos	No.	Name	Class	Best Tm	Diff	Best Speed	In Lap	Make-Model	Sponsor
1	18	Evan Karl	SM	1:51.044		74.565	6	Mazda Miata/White	BK Motorsports
2	70	Jimmy Locke	SM	1:53.014	1.970	73.265	7	Mazda Miata/rusty	NorthEast Earth M
3	141	Robert Stager	SM	1:53.339	2.295	73.055	5	Mazda miata/green	SCDA
4	80	Richard Astacio	SM	1:54.789	3.745	72.132	6	Mazda Spec Miata/	Astacio Plumbing
5	118	Michael Choe	SM	1:56.760	5.716	70.915	5	Mazda Miata/Oranç	SAC Racing
6	13	Robert Reed	SM	1:56.820	5.776	70.878	5	Mazda Miata/Greer	LTD Racing
7	151	Doug Fisher	SM	1:58.149	7.105	70.081	6	Mazda Miata/Blue/	Father Daughter R
8	11	Richard Bennett	SM	1:58.181	7.137	70.062	6	Mazda Miata/Red/t	
9	45	Andrew Wickline	SM	1:58.578	7.534	69.827	7	Mazda miata/silver,	Rosmar racing. Ger
10	95	Kenneth Payson	T4	1:58.885	7.841	69.647	6	Mazda Miata/red	Hoosier Red Line (
11	86	Mark Wheatley	SSM	1:58.897	7.853	69.640	5	Mazda Miata/Silver	
12	2	Nat Wentworth	ITB	2:00.558	9.514	68.681	5	Volkswagen Golf/Bl	Eriksson Industries
13	7	Cy Peake	SM	2:01.122	10.078	68.361	4	Mazda Miata/green	LTD Racing
14	#06	Jeff Longo	SM	2:02.380	11.336	67.658	7	Mazda Miata/red	LTD Racing / Marbl
15	176	Alfred Candito	SM	2:02.788	11.744	67.433	5	Mazda Miata/white	
16	#05	Dwayne Bennett	SM	2:02.962	11.918	67.338	7	Mazda Miata/Black	LTD Racing
17	#02	Pratt Tanner	SM	2:02.998	11.954	67.318	5	Mazda Miata/white,	
18	17	Jason Benagh	ITB	2:03.066	12.022	67.281	5	Volkswagen Golf/re	
19	31	Jacob Hart	ITB	2:05.165	14.121	66.153	6	Volkswagen Golf/Ye	Precision Motorspo
20	14	Christopher S. Mosley	B-Spec	2:07.735	16.691	64.822	6	Honda Fit/Copper	
21	#00	Raymond Kubs	SM	2:08.069	17.025	64.653	5	Mazda Miata/blue/t	Flatout Motorsport:
22	33	Rebecca Harvey	SM	2:09.860	18.816	63.761	4	Mazda Miata/Blue	Road Rebels
23	115	Robby Smolinski Jr.	ITEZ	2:12.177	21.133	62.643	4	Chevrolet Corvette,	
24	43	John Williamson	SM	2:13.971	22.927	61.804	5	Mazda Miata/Blue-(Flatout Motorsport:
25	55	Dan Scully	ITB	2:24.563	33.519	57.276	2	Volvo 142/black	Scully Architects
26	71	Peter Tonelli	T4	2:32.486	41.442	54.300	3	Mazda Miata/Red a	Westboro Toyota

Joshua Underwood, Chief of Timing & Scoring

Orbits

Bob Anderson, Chief Steward / James Shoemaker, Chairman SOM

Joshua Underwood

www.mylaps.com
Licensed to: NER, SCCA



New England Region NERRC Kickoff Weekend Qualifying Result



NERRC Kickoff Weekend


Grp 6 - SM,ITB-C,T3-4,BSpec,ITEZ,SM5,SSM

Palmer Motorsports Park 2.300 miles

Qual

5/6/2017 11:05 AM

Qualifying started at 11:19:58



<u>(18) Evan Karl</u>			5	2:02.828	+4.679	2	2:07.916	+5.536	1	2:16.505	+8.436
1	1:58.858	+7.814	6	1:58.149		3	2:04.194	+1.814	2	2:17.870	+9.801
2	1:53.736	+2.692	7	2:01.278	+3.129	4	2:04.809	+2.429	3	2:13.374	+5.305
3	1:52.064	+1.020	<u>(11) Richard Bennett</u>			5	2:03.659	+1.279	4	2:13.025	+4.956
4	1:52.468	+1.424	1	2:03.349	+5.168	6	2:04.587	+2.207	5	2:08.069	
5	1:53.495	+2.451	2	2:00.646	+2.465	7	2:02.380		6	2:09.003	+0.934
6	1:51.044		3	1:59.045	+0.864	<u>(176) Alfred Candito</u>			7	2:12.780	+4.711
7	1:53.876	+2.832	4	1:58.339	+0.158	1	2:13.193	+10.405	<u>(33) Rebecca Harvey</u>		
8	1:52.398	+1.354	5	1:58.264	+0.083	2	2:10.531	+7.743	1	2:16.477	+6.617
<u>(70) Jimmy Locke</u>			6	1:58.181		3	2:06.605	+3.817	2	2:13.229	+3.369
1	2:01.255	+8.241	7	1:58.431	+0.250	4	2:03.441	+0.653	3	2:10.636	+0.776
2	1:57.674	+4.660	8	1:58.267	+0.086	5	2:02.788		4	2:09.860	
3	1:56.184	+3.170	<u>(45) Andrew Wickline</u>			6	2:03.314	+0.526	p5	2:37.520	+27.660
4	1:54.600	+1.586	1	2:04.790	+6.212	7	2:13.369	+10.581	<u>(115) Robby Smolinski Jr.</u>		
5	1:55.488	+2.474	2	2:02.186	+3.608	<u>(#05) Dwayne Bennett</u>			1	2:32.479	+20.302
6	1:54.011	+0.997	3	2:03.951	+5.373	1	2:11.609	+8.647	2	2:18.156	+5.979
7	1:53.014		4	1:59.960	+1.382	2	2:03.922	+0.960	3	2:13.663	+1.486
8	1:53.667	+0.653	5	2:00.002	+1.424	3	2:03.693	+0.731	4	2:12.177	
<u>(141) Robert Stager</u>			6	1:59.452	+0.874	4	2:03.277	+0.315	5	2:12.903	+0.726
1	2:02.569	+9.230	7	1:58.578		5	2:03.735	+0.773	<u>(43) John Williamson</u>		
2	1:57.537	+4.198	8	1:59.081	+0.503	6	2:09.718	+6.756	1	2:24.487	+10.516
3	1:54.511	+1.172	<u>(95) Kenneth Payson</u>			7	2:02.962		2	2:25.160	+11.189
4	1:58.503	+5.164	1	2:07.204	+8.319	<u>(#02) Pratt Tanner</u>			3	2:26.104	+12.133
5	1:53.339		2	2:04.278	+5.393	1	2:08.763	+5.765	4	2:15.870	+1.899
6	1:59.653	+6.314	3	2:04.377	+5.492	2	2:06.490	+3.492	5	2:13.971	
7	1:54.380	+1.041	4	2:01.550	+2.665	3	2:05.790	+2.792	6	2:20.355	+6.384
<u>(80) Richard Astacio</u>			5	2:02.474	+3.589	4	2:06.649	+3.651	<u>(55) Dan Scully</u>		
1	2:02.070	+7.281	6	1:58.885		5	2:02.998		1	2:27.393	+2.830
2	1:59.069	+4.280	7	1:59.130	+0.245	6	2:05.172	+2.174	2	2:24.563	
3	1:56.939	+2.150	<u>(86) Mark Wheatley</u>			7	2:03.789	+0.791	<u>(71) Peter Tonelli</u>		
4	1:56.497	+1.708	1	2:02.640	+3.743	<u>(17) Jason Benagh</u>			p1	2:23.987	-8.499
5	1:59.013	+4.224	2	2:01.251	+2.354	1	2:12.294	+9.228	2	3:38.815	+1:06.329
6	1:54.789		3	2:01.183	+2.286	2	2:05.003	+1.937	<u>(31) Jacob Hart</u>		
7	1:56.623	+1.834	4	2:00.967	+2.070	3	2:03.963	+0.897	1	2:14.697	+9.532
8	1:56.298	+1.509	5	1:58.897		4	2:05.473	+2.407	2	2:11.126	+5.961
<u>(118) Michael Choe</u>			6	2:00.290	+1.393	5	2:03.066		3	2:16.716	+11.551
1	2:01.368	+4.608	7	2:00.247	+1.350	6	2:03.537	+0.471	4	2:12.192	+7.027
2	1:57.950	+1.190	<u>(2) Nat Wentworth</u>			7	2:08.875	+5.809	5	2:10.205	+5.040
3	2:00.081	+3.321	1	2:08.677	+8.119	<u>(13) Robert Reed</u>			6	2:05.165	
4	1:57.680	+0.920	2	2:02.636	+2.078	1	2:10.601	+13.781	7	2:06.514	+1.349
5	1:56.760		3	2:04.753	+4.195	2	2:01.832	+5.012	<u>(7) Cy Peake</u>		
6	1:58.874	+2.114	4	2:02.537	+1.979	3	2:00.218	+3.398	1	2:08.747	+7.625
7	1:57.543	+0.783	5	2:00.558		4	1:59.333	+2.513	2	2:08.714	+7.592
<u>(13) Robert Reed</u>			6	2:00.910	+0.352	5	2:03.879	+2.757	3	2:03.879	+2.757
1	2:10.601	+13.781	p7	2:18.632	+18.074	4	2:01.122		4	2:01.122	
2	2:01.832	+5.012	<u>(7) Cy Peake</u>			5	2:03.745	+2.623	5	2:03.745	+2.623
3	2:00.218	+3.398	1	2:08.747	+7.625	6	2:07.053	+5.931	6	2:07.053	+5.931
4	1:59.333	+2.513	2	2:08.714	+7.592	7	2:04.202	+3.080	7	2:04.202	+3.080
5	1:56.820		3	2:03.879	+2.757	<u>(#06) Jeff Longo</u>			<u>(#00) Raymond Kubs</u>		
p6	2:25.787	+28.967	4	2:01.122		1	2:09.400	+7.020	1	2:14.497	+6.762
<u>(151) Doug Fisher</u>			5	2:03.745	+2.623	2	2:13.513	+5.778	2	2:13.513	+5.778
1	2:07.942	+9.793	6	2:07.053	+5.931	3	2:09.439	+1.704	3	2:09.439	+1.704
2	2:27.765	+29.616	7	2:04.202	+3.080	4	2:08.497	+0.762	4	2:08.497	+0.762
3	1:59.657	+1.508	<u>(#06) Jeff Longo</u>			5	2:07.851	+0.116	5	2:07.851	+0.116
4	2:01.805	+3.656	1	2:09.400	+7.020	6	2:07.735		6	2:07.735	
<u>(13) Robert Reed</u>			<u>(#06) Jeff Longo</u>			7	2:08.632	+0.897	7	2:08.632	+0.897
1	2:10.601	+13.781	<u>(#00) Raymond Kubs</u>								

Joshua Underwood, Chief of Timing & Scoring

Orbits

Bob Anderson, Chief Steward / James Shoemaker, Chairman SOM

Joshua Underwood

www.mylaps.com
Licensed to: NER, SCCA



**New England Region
NERRC Kickoff Weekend
Official Race Result**



NERRC Kickoff Weekend

Sorted on Laps

Grp 1 - GT1-2-3,SPO,AS,T1-2,ITE-R-S,STU

Palmer Motorsports Park 2.300 miles

Race 1 #17-RQ-4901-S

5/6/2017 01:00 PM

Race (18:00 and 1 Laps) started at 12:57:04

Pos	No.	Name	Class	Laps	Diff	Total Tm	Best Tm	Make-Model	Sponsor
1	87	Joe Nolette	T1	12		21:16.087	1:44.541	BMW M3/Blue	
2	93	Glenn Kurkjian	ITE	12	48.575	22:04.662	1:47.109	Chevrolet Corv	Tool & Equipment Conr
3	73	Mark Ketenci	ITR	12	1:06.817	22:22.904	1:47.986	BMW 328 ci/bl	3D Autoworks
4	96	Theresa Conduct	ITR	12	1:07.032	22:23.119	1:48.128	Acura RSX Typ	
5	0	Zachary Kelly	ITR	12	1:21.301	22:37.388	1:50.770	BMW 323ci/Ye	Precision Motorsports
6	30	Thomas Kelly	ITR	11	1 Lap	21:27.761	1:52.601	BMW 328i/Yell	Precision Motorsports/f
7	31	Bill Spargo	ITR	11	1 Lap	21:30.878	1:52.391	Honda S2000/	Spargo Machine Produ
8	84	John Branscombe	ITE	11	1 Lap	21:51.639	1:50.701	Mazda Rx7/Sil	
9	44	Joe Stadelmann	ITS	11	1 Lap	21:56.345	1:56.320	Porsche 944S/	
10	10	Chip Williams	T2	11	1 Lap	22:04.661	1:57.372	Nissan 350z/B	
11	3	Ann Lamport Hammitte	ITR	11	1 Lap	22:16.142	1:58.271	BMW M3/red	
12	139	Edward Karabec	ITS	11	1 Lap	22:38.209	1:59.849	BMW 325i/Bla	
13	27	Scott Simpson	ITE	11	1 Lap	22:51.335	1:56.282	Porsche 911 R	
14	54	Peter A Lombardo	ITS	11	1 Lap	22:58.043	2:02.018	Alfa Romeo Mi	
15	48	Duncan Milne	AS	11	1 Lap	23:00.715	1:59.104	Ford Mustang/	na
16	153	Stephen Tise	T1	10	2 Laps	19:55.212	1:52.488	Ford Mustang	Direct Tire and Larin A
17	17	Glenn Every	ITS	10	2 Laps	22:05.756	2:10.297	Miata Miata/Rt	
18	7	Jamie Cook	T1	10	2 Laps	22:10.654	2:06.855	BMW M3/	
19	13	Pasquale Bruno	T1	4	8 Laps	22:08.269	1:52.602	Cadillac CTS-V	Crowflight Developer
20	126	William Hendrix	T2	2	10 Laps	4:10.273	1:57.973	Nissan 350z/re	
21	80	Maurizio Cerasoli	GT2	1	11 Laps	2:33.674		Porsche 944 T	MCRacing

Announcements

New Track Record (1:44.541) for T1 by Joe Nolette.
Time Prov 1320 Time Final 1350

Margin of Victory	Avg. Speed	Best Lap Tm	Best Speed	Best Lap by
48.575	77.863	1:44.541	79.203	87 - Joe Nolette

Joshua Underwood, Chief of Timing & Scoring

Orbits

Bob Anderson, Chief Steward / James Shoemaker, Chairman SOM

www.mylaps.com
Licensed to: NER, SCCA



**New England Region
NERRC Kickoff Weekend
Official Race Result**



NERRC Kickoff Weekend

Sorted on Laps

Grp 1 - GT1-2-3,SPO,AS,T1-2,ITE-R-S,STU

Palmer Motorsports Park 2.300 miles

Race 1 #17-RQ-4901-S

5/6/2017 01:00 PM

Race (18:00 and 1 Laps) started at 12:57:04

Pos	No.	Name	Class	Laps	Diff	Total Tm	Best Tm	Make-Model	Sponsor
AS									
1	48	Duncan Milne	AS	11		23:00.715	1:59.104	Ford Mustang/	na
GT2									
1	80	Maurizio Cerasoli	GT2	1		2:33.674		Porsche 944 T	MCRacing
ITE									
1	93	Glenn Kurkjian	ITE	12		22:04.662	1:47.109	Chevrolet Cor	Tool & Equipment Conr
2	84	John Branscombe	ITE	11	1 Lap	21:51.639	1:50.701	Mazda Rx7/Sil	
3	27	Scott Simpson	ITE	11	1 Lap	22:51.335	1:56.282	Porsche 911 R	
ITR									
1	73	Mark Ketenci	ITR	12		22:22.904	1:47.986	BMW 328 ci/bl	3D Autoworks
2	96	Theresa Condict	ITR	12	0.215	22:23.119	1:48.128	Acura RSX Ty	
3	0	Zachary Kelly	ITR	12	14.484	22:37.388	1:50.770	BMW 323ci/Ye	Precision Motorsports
4	30	Thomas Kelly	ITR	11	1 Lap	21:27.761	1:52.601	BMW 328i/Yell	Precision Motorsports/f
5	31	Bill Spargo	ITR	11	1 Lap	21:30.878	1:52.391	Honda S2000/	Spargo Machine Produ
6	3	Ann Lamport Hammitte	ITR	11	1 Lap	22:16.142	1:58.271	BMW M3/red	
ITS									
1	44	Joe Stadelmann	ITS	11		21:56.345	1:56.320	Porsche 944S/	
2	139	Edward Karabec	ITS	11	41.864	22:38.209	1:59.849	BMW 325i/Bla	
3	54	Peter A Lombardo	ITS	11	1:01.698	22:58.043	2:02.018	Alfa Romeo Mi	
4	17	Glenn Every	ITS	10	1 Lap	22:05.756	2:10.297	Miata Miata/Rr	
T1									
1	87	Joe Nolette	T1	12		21:16.087	1:44.541	BMW M3/Blue	
2	153	Stephen Tise	T1	10	2 Laps	19:55.212	1:52.488	Ford Mustang	Direct Tire and Larin A
3	7	Jamie Cook	T1	10	2 Laps	22:10.654	2:06.855	BMW M3/	
4	13	Pasquale Bruno	T1	4	8 Laps	22:08.269	1:52.602	Cadillac CTS-V	Crowflight Developer
T2									

Announcements

New Track Record (1:44.541) for T1 by Joe Nolette.
Time Prov 1320 Time Final 1350

Margin of Victory	Avg. Speed	Best Lap Tm	Best Speed	Best Lap by
48.575	77.863	1:44.541	79.203	87 - Joe Nolette

Joshua Underwood, Chief of Timing & Scoring

Orbits

Bob Anderson, Chief Steward / James Shoemaker, Chairman SOM

www.mylaps.com
Licensed to: NER, SCCA



**New England Region
NERRC Kickoff Weekend
Official Race Result**



NERRC Kickoff Weekend

Sorted on Laps

Grp 1 - GT1-2-3,SPO,AS,T1-2,ITE-R-S,STU

Palmer Motorsports Park 2.300 miles

Race 1 #17-RQ-4901-S

5/6/2017 01:00 PM

Race (18:00 and 1 Laps) started at 12:57:04

Pos	No.	Name	Class	Laps	Diff	Total Tm	Best Tm	Make-Model	Sponsor
1	10	Chip Williams	T2	11		22:04.661	1:57.372	Nissan 350z/B	
2	126	William Hendrix	T2	2	9 Laps	4:10.273	1:57.973	Nissan 350z/rc	

Announcements

New Track Record (1:44.541) for T1 by Joe Nolette.
Time Prov 1320 Time Final 1350

Margin of Victory	Avg. Speed	Best Lap Tm	Best Speed	Best Lap by
48.575	77.863	1:44.541	79.203	87 - Joe Nolette

Joshua Underwood, Chief of Timing & Scoring

Orbits

Bob Anderson, Chief Steward / James Shoemaker, Chairman SOM

www.mylaps.com
Licensed to: NER, SCCA
Page 2/2

NERRC Kickoff Weekend

Lapchart


Grp 1 - GT1-2-3,SPO,AS,T1-2,ITE-R-S,STU

Palmer Motorsports Park 2.300 miles

Race 1 #17-RQ-4901-S

5/6/2017 01:00 PM


Race (18:00 and 1 Laps) started at 12:57:04



Competitors	Laps													
	0	1	2	3	4	5	6	7	8	9	10	11	12	
Stephen Tise (153)	1	153	87	87	87	87	87	87	87	87	87	87	87	87
Joe Nolette (87)	2	87	153	153	153	153	93	93	93	93	93	93	93	93
William Hendrix (126)	3	126	126	93	93	93	153	153	96	96	73	73	73	73
Theresa Condict (96)	4	96	93	96	0	0	0	96	73	73	96	96	96	96
Joe Stadelmann (44)	5	44	96	0	96	96	96	0	0	0	0	0	0	0
Zachary Kelly (0)	6	0	0	73	73	73	73	73	153	30	30	30	30	30
Glenn Kurkjian (93)	7	93	30	44	30	30	30	30	30	153	153	31	31	31
Ann Lamport Hammitte (3)	8	3	44	10	10	10	10	31	31	31	31	153	84	84
Chip Williams (10)	9	10	3	126	44	44	31	10	10	44	44	44	44	44
Mark Ketenci (73)	10	73	10	30	3	31	44	44	44	10	10	84	10	10
Bill Spargo (31)	11	31	73	3	31	3	3	3	3	3	84	10	3	3
Edward Karabec (139)	12	139	139	139	139	139	139	84	84	84	3	3	139	139
Glenn Every (17)	13	17	54	31	54	54	84	139	139	139	139	139	27	27
Thomas Kelly (30)	14	30	31	54	84	84	54	54	54	54	54	27	54	54
Jamie Cook (7)	15	7	17	17	27	27	27	27	27	27	27	54	48	48
Peter A Lombardo (54)	16	54	27	84	48	48	48	48	48	48	48	48	48	48
Maurizio Cerasoli (80)	17	80	84	27	17	17	17	17	17	17	17	17	17	17
Scott Simpson (27)	18	27	7	48	7	7	7	7	7	7	7	7	7	7
Duncan Milne (48)	19	48	48	7	13	13								
John Branscombe (84)	20	84	80	13										
Pasquale Bruno (13)	21	13	13											



New England Region NERRC Kickoff Weekend Official Race Result



NERRC Kickoff Weekend


Grp 1 - GT1-2-3,SPO,AS,T1-2,ITE-R-S,STU

Palmer Motorsports Park 2.300 miles

Race 1 #17-RQ-4901-S

5/6/2017 01:00 PM

Race (18:00 and 1 Laps) started at 12:57:04



(87) Joe Nolette			(30) Thomas Kelly			(3) Ann Lamport Hammitte			(48) Duncan Milne			p1 2:28.843 -3:58:25.932		
1	1:52.511	+7.970	6	1:51.295	+0.525	1	2:06.909	+9.537	11	2:02.571	+0.553	1	2:20.667	+21.563
2	1:46.221	+1.680	7	1:52.918	+2.148	2	2:01.041	+3.669	2	2:09.023	+9.919	2	2:09.023	+9.919
3	1:45.080	+0.539	8	1:51.509	+0.739	3	1:58.216	+0.844	3	2:08.046	+8.942	3	2:08.046	+8.942
4	1:44.944	+0.403	9	1:51.535	+0.765	4	2:00.533	+3.161	4	2:04.106	+5.002	4	2:04.106	+5.002
5	1:46.527	+1.986	10	1:52.389	+1.619	5	1:57.372		5	2:05.032	+5.928	5	2:05.032	+5.928
6	1:46.051	+1.510	11	1:51.449	+0.679	6	2:00.283	+2.911	6	2:03.167	+4.063	6	2:03.167	+4.063
7	1:45.482	+0.941	12	1:52.875	+2.105	7	1:57.539	+0.167	7	2:02.351	+3.247	7	2:02.351	+3.247
8	1:44.571	+0.030				8	2:00.955	+3.583	8	2:02.720	+3.616	8	2:02.720	+3.616
9	1:47.945	+3.404				9	2:02.733	+5.361	9	2:00.514	+1.410	9	2:00.514	+1.410
10	1:45.334	+0.793				10	1:54.976	-2.396	10	1:59.104		10	1:59.104	
11	1:46.517	+1.976				11	2:01.782	+4.410	11	1:59.849	+0.745	11	1:59.849	+0.745
12	1:44.541													
(93) Glenn Kurkjian			(31) Bill Spargo			(139) Edward Karabec			(153) Stephen Tise			(17) Glenn Every		
1	2:00.818	+13.709	1	2:13.678	+21.287	1	2:10.984	+11.135	1	1:54.228	+1.740	1	2:15.987	+5.690
2	1:52.472	+5.363	2	2:03.066	+10.675	2	2:04.815	+4.966	2	1:53.242	+0.754	2	2:11.486	+1.189
3	1:48.665	+1.556	3	1:56.578	+4.187	3	2:04.411	+4.562	3	1:55.790	+3.302	3	2:12.981	+2.684
4	1:52.207	+5.098	4	1:54.701	+2.310	4	1:59.829	+1.558	4	1:52.488		4	2:13.053	+2.756
5	1:47.300	+0.191	5	1:55.830	+3.439	5	1:58.745	+0.474	5	1:52.507	+0.019	5	2:11.374	+1.077
6	1:47.109		6	1:54.680	+2.289	6	1:58.271		6	1:55.076	+2.588	6	2:12.226	+1.929
7	1:49.265	+2.156	7	1:53.188	+0.797	7	1:59.050	+0.779	7	2:05.049	+12.561	7	2:10.507	+0.203
8	1:51.770	+4.661	8	1:52.706	+0.315	8	2:01.746	+3.475	8	2:06.373	+13.885	8	2:13.753	+3.456
9	1:48.683	+1.574	9	1:57.471	+5.080	9	2:02.712	+4.441	9	2:04.396	+11.908	9	2:04.396	+11.908
10	1:48.141	+1.032	10	1:54.048	+1.657	10	2:01.788	+3.517	10	2:16.063	+23.575	10	2:16.063	+23.575
11	1:47.151	+0.042	11	1:55.479	+2.878	11	1:59.873	+1.602						
12	1:49.382	+2.273												
(73) Mark Ketenci			(84) John Branscombe			(27) Scott Simpson			(7) Jamie Cook			(13) Pasquale Bruno		
1	2:09.840	+21.854	1	2:18.426	+27.725	1	2:19.380	+23.098	1	2:22.474	+15.619	1	1:52.602	
2	1:55.292	+7.306	2	2:06.871	+16.170	2	2:10.097	+13.815	2	2:14.176	+7.321	2	1:53.362	+0.760
3	1:50.889	+2.903	3	2:04.826	+14.125	3	2:07.066	+10.784	3	2:14.018	+7.163	3	1:54.437	+1.835
4	1:49.671	+1.685	4	1:58.892	+8.191	4	2:02.752	+6.470	4	2:14.581	+7.726	4	1:54.316	+1.714
5	1:48.438	+0.452	5	1:57.883	+7.182	5	2:01.929	+2.080	5	2:11.952	+5.097			
6	1:48.320	+0.334	6	1:56.815	+6.114	6	2:03.431	+3.582	6	2:12.015	+5.160			
7	1:52.100	+4.114	7	1:52.624	+1.923	7	2:03.771	+3.922	7	2:09.183	+2.328			
8	1:47.986		8	1:52.169	+1.468	8	2:00.669	+0.820	8	2:08.488	+1.633			
9	1:48.748	+0.762	9	1:52.547	+1.846	9	1:59.849		9	2:10.297				
10	1:49.108	+1.122	10	1:50.701		10	2:00.349	+0.500	10	2:10.545	+0.248			
11	1:49.912	+1.926	11	1:53.034	+2.333	11	2:01.688	+1.839						
12	1:50.277	+2.291												
(96) Theresa Condict			(44) Joe Stadelmann			(54) Peter A Lombardo			(126) William Hendrix			(80) Maurizio Cerasoli		
1	2:01.954	+13.826	1	2:05.680	+9.360	1	2:11.163	+9.145	1	1:57.973		1	1:57.973	
2	1:54.999	+6.871	2	2:02.362	+6.042	2	2:07.590	+5.572	p2	2:11.785	+13.812			
3	1:53.426	+5.298	3	2:04.826	+14.125	3	2:04.909	+2.891						
4	1:51.961	+3.833	4	1:58.892	+8.191	4	2:05.268	+3.250						
5	1:50.332	+2.204	5	1:57.883	+7.182	5	2:03.005	+6.723						
6	1:50.178	+2.050	6	1:56.815	+6.114	6	2:02.053	+5.771						
7	1:52.650	+4.522	7	1:52.624	+1.923	7	2:02.299	+6.017						
8	1:48.128		8	1:52.169	+1.468	8	2:00.904	+4.622						
9	1:49.619	+1.491	9	1:52.547	+1.846	9	2:03.780	+7.498						
10	1:49.209	+1.081	10	1:50.701		10	1:58.383	+2.101						
11	1:49.469	+1.341	11	1:53.034	+2.333	11	1:56.282							
12	1:50.314	+2.186												
(0) Zachary Kelly			(10) Chip Williams											
1	2:02.737	+11.967	1	1:59.242	+2.922									
2	1:53.867	+3.097	2	1:58.659	+2.339									
3	1:52.194	+1.424												
4	1:52.393	+1.623												

Joshua Underwood, Chief of Timing & Scoring

Bob Anderson, Chief Steward / James Shoemaker, Chairman SOM

Joshua Underwood

www.mylaps.com
Licensed to: NER, SCCA



**New England Region
NERRC Kickoff Weekend
Official Race Result**



NERRC Kickoff Weekend

Sorted on Best Lap time

Grp 1 - GT1-2-3,SPO,AS,T1-2,ITE-R-S,STU

Palmer Motorsports Park 2.300 miles

Race 1 #17-RQ-4901-S

5/6/2017 01:00 PM

Race (18:00 and 1 Laps) started at 12:57:04

Pos	No.	Name	Class	Best Tm	Diff	Best Speed	In Lap	Make-Model	Sponsor
AS									
1	48	Duncan Milne	AS	1:59.104		69.519	10	Ford Mustang/blacl	na
GT2									
1	80	Maurizio Cerasoli	GT2			-	0	Porsche 944 Turbo,	MCRacing
ITE									
1	93	Glenn Kurkjian	ITE	1:47.109		77.304	6	Chevrolet Corvette	Tool & Equipment (
2	84	John Branscombe	ITE	1:50.701	3.592	74.796	10	Mazda Rx7/Silver	
3	27	Scott Simpson	ITE	1:56.282	9.173	71.206	11	Porsche 911 RSR/B	
ITR									
1	73	Mark Ketenci	ITR	1:47.986		76.677	8	BMW 328 ci/blue	3D Autoworks
2	96	Theresa Condict	ITR	1:48.128	0.142	76.576	8	Acura RSX Type S/i	
3	0	Zachary Kelly	ITR	1:50.770	2.784	74.749	5	BMW 323ci/Yellow	Precision Motorspo
4	31	Bill Spargo	ITR	1:52.391	4.405	73.671	11	Honda S2000/Whit	Spargo Machine Pr
5	30	Thomas Kelly	ITR	1:52.601	4.615	73.534	7	BMW 328i/Yellow/E	Precision Motorspo
6	3	Ann Lamport Hammitte	ITR	1:58.271	10.285	70.009	6	BMW M3/red	
ITS									
1	44	Joe Stadelmann	ITS	1:56.320		71.183	9	Porsche 944S/Oran	
2	139	Edward Karabec	ITS	1:59.849	3.529	69.087	9	BMW 325i/Black	
3	54	Peter A Lombardo	ITS	2:02.018	5.698	67.859	10	Alfa Romeo Milano,	
4	17	Glenn Every	ITS	2:10.297	13.977	63.547	9	Miata Miata/Red	
T1									
1	87	Joe Nolette	T1	1:44.541		79.203	12	BMW M3/Blue	
2	153	Stephen Tise	T1	1:52.488	7.947	73.608	4	Ford Mustang GT/S	Direct Tire and Lar
3	13	Pasquale Bruno	T1	1:52.602	8.061	73.533	1	Cadillac CTS-V/Blac	Crowflight Develop
4	7	Jamie Cook	T1	2:06.855	22.314	65.271	9	BMW M3/	
T2									
1	10	Chip Williams	T2	1:57.372		70.545	5	Nissan 350z/BLACK	
2	126	William Hendrix	T2	1:57.973	0.601	70.186	1	Nissan 350z/red	

Announcements

New Track Record (1:44.541) for T1 by Joe Nolette.
Time Prov 1320 Time Final 1350

Joshua Underwood, Chief of Timing & Scoring

Orbits

Bob Anderson, Chief Steward / James Shoemaker, Chairman SOM

www.mylaps.com
Licensed to: NER, SCCA



**New England Region
NERRC Kickoff Weekend
Official Race Result**



NERRC Kickoff Weekend

Sorted on Laps

Grp 2 - FV,F5,FST,F6,FVCC,FF,NCF

Palmer Motorsports Park 2.300 miles

Race 1 #17-RQ-4901-S

5/6/2017 01:25 PM

Race (18:00 and 1 Laps) started at 13:28:08

Pos	No.	Name	Class	Laps	Diff	Total Tm	Best Tm	Make-Model	Sponsor
1	61	Walter Popiak	FV	11		21:05.774	1:52.036	CITATION 95v	LANGLAIS GROUP
2	24	Tom Kenney	FV	11	7.914	21:13.688	1:53.698	Speed Sport F	Philly
3	#07	Chris Barry	FV	11	18.871	21:24.645	1:53.973	citation Formu	
4	27	David Saggio	FV	11	58.526	22:04.300	1:57.650	Mysterian M2/	
5	22	Michael Hinkle	FV	10	1 Lap	19:01.279	1:51.917	BRD AFV02/Ye	Yes Please

Announcements

Time Prov 1350 Time Final 1420

Margin of Victory	Avg. Speed	Best Lap Tm	Best Speed	Best Lap by
7.914	71.956	1:51.917	73.983	22 - Michael Hinkle

Joshua Underwood, Chief of Timing & Scoring

Orbits

Bob Anderson, Chief Steward / James Shoemaker, Chairman SOM

www.mylaps.com
Licensed to: NER, SCCA

NERRC Kickoff Weekend

Lapchart


Grp 2 - FV,F5,FST,F6,FVCC,FF,NCF

Palmer Motorsports Park 2.300 miles

Race 1 #17-RQ-4901-S

5/6/2017 01:25 PM

Race (18:00 and 1 Laps) started at 13:28:08



Competitors

Laps

	0	1	2	3	4	5	6	7	8	9	10	11	
Michael Hinkle (22)	1	22	22	22	22	22	22	22	61	61	61	61	
Walter Popiak (61)	2	61	61	61	61	61	61	61	22	22	22	24	
Chris Barry (#07)	3	#07	24	24	24	#07	#07	24	#07	#07	24	24	#07
Tom Kenney (24)	4	24	#07	#07	#07	24	24	#07	24	24	#07	#07	27
David Saggio (27)	5	27	27	27	27	27	27	27	27	27	27	27	



New England Region
NERRC Kickoff Weekend
Official Race Result



NERRC Kickoff Weekend


Grp 2 - FV,F5,FST,F6,FVCC,FF,NCF

Palmer Motorsports Park 2.300 miles

Race 1 #17-RQ-4901-S

5/6/2017 01:25 PM

Race (18:00 and 1 Laps) started at 13:28:08



(61) Walter Popiak	9	1:52.008	+0.091
	10	1:51.917	
1	1:59.921	+7.885	
2	1:55.737	+3.701	
3	1:55.072	+3.036	
4	1:53.849	+1.813	
5	1:53.244	+1.208	
6	1:52.744	+0.708	
7	1:53.664	+1.628	
8	1:52.283	+0.247	
9	1:52.461	+0.425	
10	1:52.036		
11	2:04.633	+12.597	

(24) Tom Kenney			
1	2:01.373	+7.675	
2	1:57.246	+3.548	
3	1:56.199	+2.501	
4	1:56.458	+2.760	
5	1:55.467	+1.769	
6	1:54.937	+1.239	
7	1:54.899	+1.201	
8	1:53.993	+0.295	
9	1:53.698		
10	1:54.115	+0.417	
11	1:54.989	+1.291	

(#07) Chris Barry			
1	2:01.449	+7.476	
2	1:57.336	+3.363	
3	1:57.008	+3.035	
4	1:55.411	+1.438	
5	1:55.268	+1.295	
6	1:55.423	+1.450	
7	1:54.409	+0.436	
8	1:53.973		
9	2:04.090	+10.117	
10	1:54.423	+0.450	
11	1:55.612	+1.639	

(27) David Saggio			
1	2:04.677	+7.027	
2	2:02.609	+4.959	
3	2:01.486	+3.836	
4	2:00.270	+2.620	
5	2:00.853	+3.203	
6	1:59.202	+1.552	
7	2:00.237	+2.587	
8	1:59.819	+2.169	
9	1:58.699	+1.049	
10	1:57.650		
11	1:57.835	+0.185	

(22) Michael Hinkle			
1	1:59.664	+7.747	
2	1:54.773	+2.856	
3	1:54.819	+2.902	
4	1:54.244	+2.327	
5	1:53.747	+1.830	
6	1:52.959	+1.042	
7	1:54.139	+2.222	
8	1:53.009	+1.092	

Joshua Underwood, Chief of Timing & Scoring

Orbits

Bob Anderson, Chief Steward / James Shoemaker, Chairman SOM

Joshua Underwood

www.mylaps.com
Licensed to: NER, SCCA



**New England Region
NERRC Kickoff Weekend
Official Race Result**



NERRC Kickoff Weekend

Sorted on Laps

Grp 3 - ITA,IT7,SM2,STL

Palmer Motorsports Park 2.300 miles

Race 1 #17-RQ-4901-S

5/6/2017 01:50 PM

Race (21:00 and 1 Laps) started at 14:00:04

Pos	No.	Name	Class	Laps	Diff	Total Tm	Best Tm	Make-Model	Sponsor
1	67	Craig McHaffie	STL	10		24:16.233	1:50.798	Mazda MX5/re	Flatout Motorsports
2	70	Jimmy Locke	SM2	10	13.861	24:30.094	1:52.567	Mazda Miata/r	NorthEast Earth Mecha
3	#09	Roger Cote	SM2	10	16.583	24:32.816	1:51.966	Mazda miata/v	Ives Motorsports Sp
4	141	Robert Stager	STL	10	17.120	24:33.353	1:52.005	Mazda miata/c	SCDA
5	87	Stephen Pope	ITA	10	20.842	24:37.075	1:52.816	Mazda Miata/F	Pope Design Group
6	7	Cy Peake	STL	10	21.881	24:38.114	1:53.494	Mazda Miata/c	LTD Racing
7	13	Robert Reed	STL	10	22.589	24:38.822	1:52.735	Mazda Miata/C	LTD Racing
8	71	Peter Arthur John Tonelli	STL	10	34.459	24:50.692	1:54.382	Mazda Miata/F	
9	118	Michael Choe	STL	10	38.387	24:54.620	1:54.557	Mazda Miata/C	SAC Racing
10	45	Andrew Wickline	STL	10	42.142	24:58.375	1:55.921	Mazda miata/s	Rosmar racing. Genese
11	#08	Robert Karl Jr.	SM2	10	45.924	25:02.157	1:54.391	Mazda Miata/y	BK Motorsports
12	151	Doug Fisher	STL	10	51.047	25:07.280	1:56.612	Mazda Miata/E	Father Daughter Racin
13	14	Keith Knickerbocker	SM2	10	51.524	25:07.757	1:56.795	Mazda Miata/t	Knickerbocker by Desig
14	86	Mark Wheatley	SM2	10	52.760	25:08.993	1:56.898	Mazda Miata/s	
15	#05	Dwayne Bennett	STL	10	53.502	25:09.735	1:56.638	Mazda Miata/E	LTD Racing
16	177	Chad Mulhall	STL	10	1:02.012	25:18.245	1:56.014	Mazda Miata/E	Van Kleeck's Tire
17	90	David Colbey	ITA	10	1:04.036	25:20.269	1:58.807	Honda CRX Si	Like Father Like Son Ra
18	20	Robert Karl	SM2	10	1:06.958	25:23.191	1:58.961	Mazda Miata/v	BK Motorsports
19	135	Dominic Karl	SM2	10	1:07.202	25:23.435	1:58.670	Mazda Miata/F	BK Motorsports
20	43	Kyle Colbey	ITA	10	1:08.210	25:24.443	1:58.751	Honda CRX Si	Like Father Like Son Ra
21	#06	Jeff Longo	SM2	10	1:08.518	25:24.751	1:59.028	Mazda Miata/r	LTD Racing / Marbledal
22	77	Daniel Sheppard	IT7	10	1:09.200	25:25.433	1:58.632	Mazda RX7/pu	it7racing.com
23	33	Rebecca Harvey	SM2	10	1:21.382	25:37.615	2:01.004	Mazda Miata/E	Road Rebels
24	#00	Raymond Kubs	SM2	10	1:21.671	25:37.904	2:00.744	Mazda Miata/t	Flatout Motorsports
25	29	Michael Buccella	IT7	10	1:30.474	25:46.707	2:01.805	Mazda RX7/Ye	1-800-Danno
26	15	Richard Patullo	IT7	10	1:30.610	25:46.843	2:01.023	Mazda RX7/Ic	
27	#07	Jason Carroll	IT7	10	1:41.909	25:58.142	2:02.755	Mazda RX-7/w	IT7racing.com
28	88	Jason Meyers	ITA	9	1 Lap	23:05.520	1:57.000	Ford Escort/5C	Shoestrng Motorsports
29	#02	Pratt Tanner	SM2	9	1 Lap	23:11.166	1:57.569	Mazda Miata/v	
30	27	Donald Blunt	IT7	9	1 Lap	24:22.500	2:05.520	Mazda rx7/wh	
31	196	Matthew Morin	SM2	9	1 Lap	25:14.631	2:11.855	Mazda Miata/v	Overtime racing
32	96	Matt Rowe	ITA	8	2 Laps	20:44.993	1:51.793	Plymouth Neo	M Squared Racing
33	35	Paul DeYeso	IT7					Mazda RX-7/O	Kid's Inheritance

Announcements

Time Prov 1430 Time Final 1500

Margin of Victory	Avg. Speed	Best Lap Tm	Best Speed	Best Lap by
13.861	56.859	1:50.798	74.731	67 - Craig McHaffie

Joshua Underwood, Chief of Timing & Scoring

Orbits

Bob Anderson, Chief Steward / James Shoemaker, Chairman SOM

www.mylaps.com
Licensed to: NER, SCCA



**New England Region
NERRC Kickoff Weekend
Official Race Result**



NERRC Kickoff Weekend

Sorted on Laps

Grp 3 - ITA,IT7,SM2,STL

Palmer Motorsports Park 2.300 miles

Race 1 #17-RQ-4901-S

5/6/2017 01:50 PM

Race (21:00 and 1 Laps) started at 14:00:04

Pos	No.	Name	Class	Laps	Diff	Total Tm	Best Tm	Make-Model	Sponsor
IT7									
1	77	Daniel Sheppard	IT7	10		25:25.433	1:58.632	Mazda RX7/pu	it7racing.com
2	29	Michael Buccella	IT7	10	21.274	25:46.707	2:01.805	Mazda RX7/Ye	1-800-Danno
3	15	Richard Patullo	IT7	10	21.410	25:46.843	2:01.023	Mazda RX7/Ic	
4	#07	Jason Carroll	IT7	10	32.709	25:58.142	2:02.755	Mazda RX-7/w	IT7racing.com
5	27	Donald Blunt	IT7	9	1 Lap	24:22.500	2:05.520	Mazda rx7/wh	
6	35	Paul DeYeso	IT7					Mazda RX-7/O	Kid's Inheritance
ITA									
1	87	Stephen Pope	ITA	10		24:37.075	1:52.816	Mazda Miata/F	Pope Design Group
2	90	David Colbey	ITA	10	43.194	25:20.269	1:58.807	Honda CRX Si	Like Father Like Son R
3	43	Kyle Colbey	ITA	10	47.368	25:24.443	1:58.751	Honda CRX Si	Like Father Like Son R
4	88	Jason Meyers	ITA	9	1 Lap	23:05.520	1:57.000	Ford Escort/5C	Shoestring Motorsports
5	96	Matt Rowe	ITA	8	2 Laps	20:44.993	1:51.793	Plymouth Neo	M Squared Racing
SM2									
1	70	Jimmy Locke	SM2	10		24:30.094	1:52.567	Mazda Miata/r	NorthEast Earth Mecha
2	#09	Roger Cote	SM2	10	2.722	24:32.816	1:51.966	Mazda miata/v	Ives Motorsports Sp
3	#08	Robert Karl Jr.	SM2	10	32.063	25:02.157	1:54.391	Mazda Miata/v	BK Motorsports
4	14	Keith Knickerbocker	SM2	10	37.663	25:07.757	1:56.795	Mazda Miata/t	Knickerbocker by Desig
5	86	Mark Wheatley	SM2	10	38.899	25:08.993	1:56.898	Mazda Miata/S	
6	20	Robert Karl	SM2	10	53.097	25:23.191	1:58.961	Mazda Miata/v	BK Motorsports
7	135	Dominic Karl	SM2	10	53.341	25:23.435	1:58.670	Mazda Miata/F	BK Motorsports
8	#06	Jeff Longo	SM2	10	54.657	25:24.751	1:59.028	Mazda Miata/r	LTD Racing / Marbledal
9	33	Rebecca Harvey	SM2	10	1:07.521	25:37.615	2:01.004	Mazda Miata/E	Road Rebels
10	#00	Raymond Kubs	SM2	10	1:07.810	25:37.904	2:00.744	Mazda Miata/t	Flatout Motorsports
11	#02	Pratt Tanner	SM2	9	1 Lap	23:11.166	1:57.569	Mazda Miata/v	
12	196	Matthew Morin	SM2	9	1 Lap	25:14.631	2:11.855	Mazda Miata/v	Overtime racing
STL									
1	67	Craig McHaffie	STL	10		24:16.233	1:50.798	Mazda MX5/re	Flatout Motorsports
2	141	Robert Stager	STL	10	17.120	24:33.353	1:52.005	Mazda miata/c	SCDA

Announcements
Time Prov 1430 Time Final 1500

Margin of Victory	Avg. Speed	Best Lap Tm	Best Speed	Best Lap by
13.861	56.859	1:50.798	74.731	67 - Craig McHaffie

Joshua Underwood, Chief of Timing & Scoring

Orbits

Bob Anderson, Chief Steward / James Shoemaker, Chairman SOM

www.mylaps.com
Licensed to: NER, SCCA



**New England Region
NERRC Kickoff Weekend
Official Race Result**



NERRC Kickoff Weekend

Sorted on Laps

Grp 3 - ITA,IT7,SM2,STL

Palmer Motorsports Park 2.300 miles

Race 1 #17-RQ-4901-S

5/6/2017 01:50 PM

Race (21:00 and 1 Laps) started at 14:00:04

Pos	No.	Name	Class	Laps	Diff	Total Tm	Best Tm	Make-Model	Sponsor
3	7	Cy Peake	STL	10	21.881	24:38.114	1:53.494	Mazda Miata/c	LTD Racing
4	13	Robert Reed	STL	10	22.589	24:38.822	1:52.735	Mazda Miata/C	LTD Racing
5	71	Peter Arthur John Tonelli	STL	10	34.459	24:50.692	1:54.382	Mazda Miata/F	
6	118	Michael Choe	STL	10	38.387	24:54.620	1:54.557	Mazda Miata/C	SAC Racing
7	45	Andrew Wickline	STL	10	42.142	24:58.375	1:55.921	Mazda miata/s	Rosmar racing. Genese
8	151	Doug Fisher	STL	10	51.047	25:07.280	1:56.612	Mazda Miata/E	Father Daughter Racing
9	#05	Dwayne Bennett	STL	10	53.502	25:09.735	1:56.638	Mazda Miata/E	LTD Racing
10	177	Chad Mulhall	STL	10	1:02.012	25:18.245	1:56.014	Mazda Miata/E	Van Kleeck's Tire

Announcements

Time Prov 1430 Time Final 1500

Margin of Victory	Avg. Speed	Best Lap Tm	Best Speed	Best Lap by
13.861	56.859	1:50.798	74.731	67 - Craig McHaffie

Joshua Underwood, Chief of Timing & Scoring

Orbits

Bob Anderson, Chief Steward / James Shoemaker, Chairman SOM

www.mylaps.com
Licensed to: NER, SCCA

NERRC Kickoff Weekend

Lapchart


Grp 3 - ITA,IT7,SM2,STL

Palmer Motorsports Park 2.300 miles

Race 1 #17-RQ-4901-S

5/6/2017 01:50 PM

Race (21:00 and 1 Laps) started at 14:00:04



Competitors	Laps											
	0	1	2	3	4	5	6	7	8	9	10	
Robert Stager (141)	1	141	67	67	67	67	67	67	67	67	67	
Craig McHaffie (67)	2	67	141	141	141	70	70	70	70	70	70	
Pratt Tanner (#02)	3	#02	#02	#02	87	141	#09	#09	#09	96	#09	#09
Stephen Pope (87)	4	87	87	87	#09	#09	96	96	96	#09	141	141
Doug Fisher (151)	5	151	151	151	70	87	87	87	87	141	87	87
Jimmy Locke (70)	6	70	70	70	#02	96	141	141	141	87	7	7
Andrew Wickline (45)	7	45	45	45	45	88	7	7	7	7	13	13
Roger Cote (#09)	8	#09	#09	#09	96	45	71	13	13	13	71	71
Matt Rowe (96)	9	96	96	96	71	71	13	71	71	71	118	118
Peter Arthur John Tonelli (71)	10	71	88	71	88	7	88	88	88	118	45	45
Jason Meyers (88)	11	88	71	88	151	86	86	45	118	45	88	#08
Keith Knickerbocker (14)	12	14	14	14	118	14	45	118	45	88	#08	151
Michael Choe (118)	13	118	118	118	14	13	118	14	14	14	#05	14
Mark Wheatley (86)	14	86	86	86	86	#02	14	86	#05	#08	14	86
Kyle Colbey (43)	15	43	43	43	43	118	#05	#05	86	#05	151	#05
David Colbey (90)	16	90	90	90	90	151	#02	151	151	151	86	177
Chad Mulhall (177)	17	177	177	177	177	#05	151	#02	#08	86	#02	90
Dwayne Bennett (#05)	18	#05	#05	#00	#05	33	33	33	33	90	90	135
Raymond Kubs (#00)	19	#00	#00	#05	33	33	33	90	90	90	90	135
Robert Karl (20)	20	20	#06	#06	#00	20	#08	20	20	20	20	43
Jeff Longo (#06)	21	#06	20	20	7	135	20	33	135	135	135	#06
Dominic Karl (135)	22	135	#08	135	20	#08	135	135	43	177	43	77
Rebecca Harvey (33)	23	33	135	#08	#06	43	43	43	177	43	#06	33
Robert Karl Jr. (#08)	24	#08	196	33	#08	#06	#06	#06	#06	#06	77	#00
Cy Peake (7)	25	7	33	196	13	177	177	177	77	77	33	29
Matthew Morin (196)	26	196	13	13	135	#00	77	77	33	33	#00	15
Robert Reed (13)	27	13	7	7	196	77	#00	#00	#00	#00	29	#07
Daniel Sheppard (77)	28	77	77	77	77	29	29	29	29	29	15	
Jason Carroll (#07)	29	#07	#07	#07	29	#07	#07	15	15	15	#07	
Michael Buccella (29)	30	29	29	29	#07	15	15	#07	#07	#07	27	

Joshua Underwood, Chief of Timing & Scoring


Bob Anderson, Chief Steward / James Shoemaker, Chairman SOM

Orbits

www.mylaps.com
Licensed to: NER, SCCA



New England Region
NERRC Kickoff Weekend
Official Race Result



NERRC Kickoff Weekend

Grp 3 - ITA,IT7,SM2,STL

Palmer Motorsports Park 2.300 miles

Race 1 #17-RQ-4901-S

5/6/2017 01:50 PM

Race (21:00 and 1 Laps) started at 14:00:04

Table with columns for driver number, driver name, lap times, and total time. Includes drivers like (67) Craig McHaffie, (70) Jimmy Locke, (13) Robert Reed, etc.

Joshua Underwood, Chief of Timing & Scoring

Orbits

Bob Anderson, Chief Steward / James Shoemaker, Chairman SOM

Handwritten signature of Joshua Underwood

www.mylaps.com

Licensed to: NER, SCCA



New England Region
NERRC Kickoff Weekend
Official Race Result



NERRC Kickoff Weekend

Grp 3 - ITA,IT7,SM2,STL

Palmer Motorsports Park 2.300 miles

Race 1 #17-RQ-4901-S

5/6/2017 01:50 PM

Race (21:00 and 1 Laps) started at 14:00:04

9	2:01.023		3	3:29.350	+1:37.557
10	2:01.164	+0.141	4	1:57.289	+5.496
			5	1:52.652	+0.859
(#07) Jason Carroll					
1	3:52.462	+1:49.707	6	1:52.679	+0.886
2	3:48.247	+1:45.492	7	1:51.793	
3	3:26.395	+1:23.640	8	1:55.426	+3.633
4	2:09.119	+6.364			
5	2:04.783	+2.028			
6	2:04.775	+2.020			
7	2:02.755				
8	2:03.192	+0.437			
9	2:03.872	+1.117			
10	2:04.748	+1.993			

(88) Jason Meyers					
1	3:54.276	+1:57.276			
2	3:47.848	+1:50.848			
3	3:28.914	+1:31.914			
4	1:59.452	+2.452			
5	1:59.663	+2.663			
6	1:57.377	+0.377			
7	1:57.000				
8	1:59.173	+2.173			
9	1:57.632	+0.632			

(#02) Pratt Tanner					
1	3:53.978	+1:56.409			
2	3:47.242	+1:49.673			
3	3:32.746	+1:35.177			
4	2:03.881	+6.312			
5	1:58.724	+1.155			
6	1:59.454	+1.885			
7	1:58.709	+1.140			
8	1:57.569				
9	1:58.043	+0.474			

(27) Donald Blunt					
1	3:52.645	+1:47.125			
2	3:48.330	+1:42.810			
3	3:24.688	+1:19.168			
4	2:12.282	+6.762			
5	2:13.465	+7.945			
6	2:10.161	+4.641			
7	2:08.115	+2.595			
8	2:05.520				
9	2:07.712	+2.192			

(196) Matthew Morin					
1	3:54.253	+1:42.398			
2	3:48.389	+1:36.534			
3	3:24.286	+1:12.431			
4	2:25.393	+13.538			
5	2:23.946	+12.091			
6	2:21.043	+9.188			
7	2:18.893	+7.038			
8	2:11.855				
9	2:15.180	+3.325			

(96) Matt Rowe					
1	3:54.010	+2:02.217			
2	3:47.930	+1:56.137			

Joshua Underwood, Chief of Timing & Scoring

Orbits

Bob Anderson, Chief Steward / James Shoemaker, Chairman SOM

Joshua Underwood

www.mylaps.com
Licensed to: NER, SCCA



**New England Region
NERRC Kickoff Weekend
Official Race Result**



NERRC Kickoff Weekend

Sorted on Best Lap time

Grp 3 - ITA,IT7,SM2,STL

Palmer Motorsports Park 2.300 miles

Race 1 #17-RQ-4901-S

5/6/2017 01:50 PM

Race (21:00 and 1 Laps) started at 14:00:04

Pos	No.	Name	Class	Best Tm	Diff	Best Speed	In Lap	Make-Model	Sponsor
IT7									
1	77	Daniel Sheppard	IT7	1:58.632		69.796	10	Mazda RX7/purple	it7racing.com
2	15	Richard Patullo	IT7	2:01.023	2.391	68.417	9	Mazda RX7/Ice blue	
3	29	Michael Buccella	IT7	2:01.805	3.173	67.978	5	Mazda RX7/Yellow	1-800-Danno
4	#07	Jason Carroll	IT7	2:02.755	4.123	67.451	7	Mazda RX-7/white/	IT7racing.com
5	27	Donald Blunt	IT7	2:05.520	6.888	65.966	8	Mazda rx7/white	
6	35	Paul DeYeso	IT7			-	0	Mazda RX-7/Orange	Kid's Inheritance
ITA									
1	96	Matt Rowe	ITA	1:51.793		74.065	7	Plymouth Neon/wh	M Squared Racing
2	87	Stephen Pope	ITA	1:52.816	1.023	73.394	6	Mazda Miata/Red/E	Pope Design Group
3	88	Jason Meyers	ITA	1:57.000	5.207	70.769	7	Ford Escort/50 sha	Shoestring Motorsports
4	43	Kyle Colbey	ITA	1:58.751	6.958	69.726	9	Honda CRX Si/Yellc	Like Father Like So
5	90	David Colbey	ITA	1:58.807	7.014	69.693	8	Honda CRX Si/Red	Like Father Like So
SM2									
1	#09	Roger Cote	SM2	1:51.966		73.951	6	Mazda miata/white	Ives Motorsports
2	70	Jimmy Locke	SM2	1:52.567	0.601	73.556	7	Mazda Miata/rusty	NorthEast Earth Motorsports
3	#08	Robert Karl Jr.	SM2	1:54.391	2.425	72.383	7	Mazda Miata/Yellow	BK Motorsports
4	14	Keith Knickerbocker	SM2	1:56.795	4.829	70.893	7	Mazda Miata/black	Knickerbocker by Design
5	86	Mark Wheatley	SM2	1:56.898	4.932	70.831	9	Mazda Miata/Silver	
6	#02	Pratt Tanner	SM2	1:57.569	5.603	70.427	8	Mazda Miata/white,	
7	135	Dominic Karl	SM2	1:58.670	6.704	69.773	8	Mazda Miata/Red V	BK Motorsports
8	20	Robert Karl	SM2	1:58.961	6.995	69.603	8	Mazda Miata/White	BK Motorsports
9	#06	Jeff Longo	SM2	1:59.028	7.062	69.563	9	Mazda Miata/red	LTD Racing / Marbl
10	#00	Raymond Kubs	SM2	2:00.744	8.778	68.575	8	Mazda Miata/blue/lt	Flatout Motorsports
11	33	Rebecca Harvey	SM2	2:01.004	9.038	68.427	8	Mazda Miata/Blue	Road Rebels
12	196	Matthew Morin	SM2	2:11.855	19.889	62.796	8	Mazda Miata/White	Overtime racing
STL									
1	67	Craig McHaffie	STL	1:50.798		74.731	9	Mazda MX5/red	Flatout Motorsports
2	141	Robert Stager	STL	1:52.005	1.207	73.925	9	Mazda miata/green	SCDA
3	13	Robert Reed	STL	1:52.735	1.937	73.447	10	Mazda Miata/Greer	LTD Racing
4	7	Cy Peake	STL	1:53.494	2.696	72.955	10	Mazda Miata/green	LTD Racing
5	71	Peter Arthur John Tonelli	STL	1:54.382	3.584	72.389	6	Mazda Miata/Red/E	
6	118	Michael Choe	STL	1:54.557	3.759	72.278	9	Mazda Miata/Orange	SAC Racing
7	45	Andrew Wickline	STL	1:55.921	5.123	71.428	8	Mazda miata/silver,	Rosmar racing. Ger
8	177	Chad Mulhall	STL	1:56.014	5.216	71.371	9	Mazda Miata/Blue/lt	Van Kleck's Tire
9	151	Doug Fisher	STL	1:56.612	5.814	71.005	9	Mazda Miata/Blue/lt	Father Daughter Racing

Announcements

Time Prov 1430 Time Final 1500

Joshua Underwood, Chief of Timing & Scoring

Orbits

Bob Anderson, Chief Steward / James Shoemaker, Chairman SOM

www.mylaps.com
Licensed to: NER, SCCA



**New England Region
NERRC Kickoff Weekend
Official Race Result**



NERRC Kickoff Weekend

Sorted on Best Lap time

Grp 3 - ITA,IT7,SM2,STL

Palmer Motorsports Park 2.300 miles

Race 1 #17-RQ-4901-S

5/6/2017 01:50 PM

Race (21:00 and 1 Laps) started at 14:00:04

Pos	No.	Name	Class	Best Tm	Diff	Best Speed	In Lap	Make-Model	Sponsor
10	#05	Dwayne Bennett	STL	1:56.638	5.840	70.989	9	Mazda Miata/Black	LTD Racing

Announcements

Time Prov 1430 Time Final 1500

Joshua Underwood, Chief of Timing & Scoring

Orbits

Bob Anderson, Chief Steward / James Shoemaker, Chairman SOM

www.mylaps.com
Licensed to: NER, SCCA



**New England Region
NERRC Kickoff Weekend
Official Race Result**



NERRC Kickoff Weekend

Sorted on Laps

Grp 4 - FA-B-C-E-M-S,CFC,P1-2,ASR

Palmer Motorsports Park 2.300 miles

Race 1 #17-RQ-4901-S

5/6/2017 02:15 PM

Race (18:00 and 1 Laps) started at 14:44:59

Pos	No.	Name	Class	Laps	Diff	Total Tm	Best Tm	Make-Model	Sponsor
1	7	Jonathan Eriksen	P1	10		17:22.335	1:35.128	Stohr WF1/Blu	Van Kleeck's Tire
2	82	Matthew Gendron	FA	8	2 Laps	13:59.085	1:37.925	Mazda Pro Ma	Small Fortune Racing F

Announcements

Time Prov 1502 Time Final 1534

Early checker after all competitors entered pit

Margin of Victory	Avg. Speed	Best Lap Tm	Best Speed	Best Lap by
2 Laps	79.437	1:35.128	87.041	7 - Jonathan Eriksen

Joshua Underwood, Chief of Timing & Scoring

Orbits

Bob Anderson, Chief Steward / James Shoemaker, Chairman SOM

www.mylaps.com
Licensed to: NER, SCCA



**New England Region
NERRC Kickoff Weekend
Official Race Result**



NERRC Kickoff Weekend


Grp 4 - FA-B-C-E-M-S,CFC,P1-2,ASR

Palmer Motorsports Park 2.300 miles

Race 1 #17-RQ-4901-S

5/6/2017 02:15 PM

Race (18:00 and 1 Laps) started at 14:44:59



(7) Jonathan Eriksen

1	1:37.948	+2.820
2	1:36.808	+1.680
3	1:35.202	+0.074
4	1:35.128	
5	1:38.950	+3.822
6	1:41.654	+6.526
7	1:42.153	+7.025
8	1:39.482	+4.354
9	1:43.367	+8.239
p10	2:31.643	+56.515

(82) Matthew Gendron

1	1:41.320	+3.395
2	1:38.839	+0.914
3	1:38.195	+0.270
4	1:38.704	+0.779
5	1:37.925	
6	1:38.447	+0.522
7	1:38.420	+0.495
p8	2:27.119	+49.194

Joshua Underwood, Chief of Timing & Scoring

Orbits

Bob Anderson, Chief Steward / James Shoemaker, Chairman SOM

www.mylaps.com
Licensed to: NER, SCCA



**New England Region
NERRC Kickoff Weekend
Official Race Result**



NERRC Kickoff Weekend

Sorted on Laps

Grp 5 - SRF,SRF3,EVSR,SPU,E-F-HP,GTL

Palmer Motorsports Park 2.300 miles

Race 1 #17-RQ-4901-S

5/6/2017 02:40 PM

Race (18:00 and 1 Laps) started at 15:12:35

Pos	No.	Name	Class	Laps	Diff	Total Tm	Best Tm	Make-Model	Sponsor
1	72	Steve Introne	SRF3	12		21:08.691	1:44.152	SCCA Enterpri:	IntroneCom.com Black
2	8	Jonathan Emms	SRF3	12	24.019	21:32.710	1:46.804	SCCA Enterpri:	Clockwork Orange Raci
3	97	Jeffrey Swann	SRF3	12	39.931	21:48.622	1:48.027	SCCA Enterpri:	powered by Mobility
4	12	Federico Burgos	SRF3	12	43.164	21:51.855	1:47.159	SCCA ENTERP	BOGUS ENTERPRISES
5	20	Steve Owens	SRF3	12	48.212	21:56.903	1:48.341	SCCA SRF/Yell	Finish Line Product Dev
6	4	Scott James	SRF	12	48.601	21:57.292	1:48.576	SCCA Enterpri:	Chicane Racing/Motion
7	17	Don Kahn	SRF	12	49.368	21:58.059	1:48.860	SCCA Enterpri:	
8	98	J P DeVillars	SRF3	12	1:05.657	22:14.348	1:48.639	SCCA Enterpri:	BlueWave Racing
9	69	Mark Saviet	SRF	12	1:10.455	22:19.146	1:49.358	Spec Racer Fo	DADDYLUBE - 'Service
10	85	Chris Andrews	SRF	12	1:11.901	22:20.592	1:49.061	SCCA Enterpri:	
11	91	Peter Arthur John Tonelli	FP	12	1:26.608	22:35.299	1:52.109	Mazda Miata/γ	Driven Performance / V
12	71	Peter Tonelli	EP	11	1 Lap	21:42.067	1:56.491	Mazda Miata/F	Westboro Toyota
13	54	Peter A Lombardo	EP	11	1 Lap	21:50.772	1:56.381	Alfa Romeo Mi	
14	193	Keith Hammitte	EP	11	1 Lap	22:01.724	1:57.547	BMW 325is/re	
15	81	JB Swan	EP	11	1 Lap	22:14.924	1:58.821	Mazda RX-7/bl	R&S Redco
16	55	Andrew Bairley	SRF	11	1 Lap	22:20.385	1:57.278	SCCA Enterpri:	
17	37	Abhi Ghatak	SRF	11	1 Lap	22:37.485	1:59.715	SCCA Enterpri:	Motion Dynamics
18	18	George Farrar	GTL	11	1 Lap	23:09.769	2:01.604	Mazda miata/t	HOT racing
19	33	Dave Trostle	SRF	10	2 Laps	22:20.992	2:08.027	SCCA Enterpri:	Sterling Acceptance Co
20	82	Fred White	HP	6	6 Laps	12:06.525	1:59.301	Honda CRX/Rc	Hoosier

Not classified

DNS 78 Blaine Stine SPU DNS 7's Only Mazd:

Announcements

Time Prov 1535 Time Final 1605
New Track Record (1:52.109) for FP by Peter Arthur John Tonelli.

Margin of Victory	Avg. Speed	Best Lap Tm	Best Speed	Best Lap by
24.019	78.317	1:44.152	79.499	72 - Steve Introne

Joshua Underwood, Chief of Timing & Scoring

Orbits

Bob Anderson, Chief Steward / James Shoemaker, Chairman SOM

www.mylaps.com
Licensed to: NER, SCCA



**New England Region
NERRC Kickoff Weekend
Official Race Result**



NERRC Kickoff Weekend

Sorted on Laps

Grp 5 - SRF,SRF3,EVSR,SPU,E-F-HP,GTL

Palmer Motorsports Park 2.300 miles

Race 1 #17-RQ-4901-S

5/6/2017 02:40 PM

Race (18:00 and 1 Laps) started at 15:12:35

Pos	No.	Name	Class	Laps	Diff	Total Tm	Best Tm	Make-Model	Sponsor
EP									
1	71	Peter Tonelli	EP	11		21:42.067	1:56.491	Mazda Miata/F	Westboro Toyota
2	54	Peter A Lombardo	EP	11	8.705	21:50.772	1:56.381	Alfa Romeo Mi	
3	193	Keith Hammitte	EP	11	19.657	22:01.724	1:57.547	BMW 325is/re	
4	81	JB Swan	EP	11	32.857	22:14.924	1:58.821	Mazda RX-7/bl	R&S Redco
FP									
1	91	Peter Arthur John Tonelli	FP	12		22:35.299	1:52.109	Mazda Miata/Y	Driven Performance / V
GTL									
1	18	George Farrar	GTL	11		23:09.769	2:01.604	Mazda miata/t	HOT racing
HP									
1	82	Fred White	HP	6		12:06.525	1:59.301	Honda CRX/Rc	Hoosier
Not classified									
DNS	78	Blaine Stine	SPU			DNS		7's Only Mazd:	
SRF									
1	4	Scott James	SRF	12		21:57.292	1:48.576	SCCA Enterpri:	Chicane Racing/Motion
2	17	Don Kahn	SRF	12	0.767	21:58.059	1:48.860	SCCA Enterpri:	
3	69	Mark Saviet	SRF	12	21.854	22:19.146	1:49.358	Spec Racer Fo	DADDYLUBE - 'Service
4	85	Chris Andrews	SRF	12	23.300	22:20.592	1:49.061	SCCA Enterpri:	
5	55	Andrew Bairley	SRF	11	1 Lap	22:20.385	1:57.278	SCCA Enterpri:	
6	37	Abhi Ghatak	SRF	11	1 Lap	22:37.485	1:59.715	SCCA Enterpri:	Motion Dynamics
7	33	Dave Trostle	SRF	10	2 Laps	22:20.992	2:08.027	SCCA Enterpri:	Sterling Acceptance Co
SRF3									
1	72	Steve Introne	SRF3	12		21:08.691	1:44.152	SCCA Enterpri:	IntroneCom.com Black
2	8	Jonathan Emms	SRF3	12	24.019	21:32.710	1:46.804	SCCA Enterpri:	Clockwork Orange Raci
3	97	Jeffrey Swann	SRF3	12	39.931	21:48.622	1:48.027	SCCA Enterpri:	powered by Mobility
4	12	Federico Burgos	SRF3	12	43.164	21:51.855	1:47.159	SCCA ENTERP	BOGUS ENTERPRISES

Announcements

Time Prov 1535 Time Final 1605

New Track Record (1:52.109) for FP by Peter Arthur John Tonelli.

Margin of Victory	Avg. Speed	Best Lap Tm	Best Speed	Best Lap by
24.019	78.317	1:44.152	79.499	72 - Steve Introne

Joshua Underwood, Chief of Timing & Scoring

Orbits

Bob Anderson, Chief Steward / James Shoemaker, Chairman SOM

www.mylaps.com

Licensed to: NER, SCCA

Page 1/2



**New England Region
NERRC Kickoff Weekend
Official Race Result**



NERRC Kickoff Weekend

Sorted on Laps

Grp 5 - SRF,SRF3,EVSR,SPU,E-F-HP,GTL

Palmer Motorsports Park 2.300 miles

Race 1 #17-RQ-4901-S

5/6/2017 02:40 PM

Race (18:00 and 1 Laps) started at 15:12:35

Pos	No.	Name	Class	Laps	Diff	Total Tm	Best Tm	Make-Model	Sponsor
5	20	Steve Owens	SRF3	12	48.212	21:56.903	1:48.341	SCCA SRF/Yell	Finish Line Product Dev
6	98	J P DeVillars	SRF3	12	1:05.657	22:14.348	1:48.639	SCCA Enterpri:	BlueWave Racing

Announcements

Time Prov 1535 Time Final 1605

New Track Record (1:52.109) for FP by Peter Arthur John Tonelli.

Margin of Victory	Avg. Speed	Best Lap Tm	Best Speed	Best Lap by
24.019	78.317	1:44.152	79.499	72 - Steve Introne

Joshua Underwood, Chief of Timing & Scoring

Orbits

Bob Anderson, Chief Steward / James Shoemaker, Chairman SOM

www.mylaps.com

Licensed to: NER, SCCA

Page 2/2

NERRC Kickoff Weekend


Grp 5 - SRF,SRF3,EVSR,SPU,E-F-HP,GTL

Palmer Motorsports Park 2.300 miles

Race 1 #17-RQ-4901-S

5/6/2017 02:40 PM

Race (18:00 and 1 Laps) started at 15:12:35



Competitors	Laps													
	0	1	2	3	4	5	6	7	8	9	10	11	12	
Jonathan Emms (8)	1	8	72	72	72	72	72	72	72	72	72	72	72	72
Steve Introne (72)	2	72	8	8	8	8	8	8	8	8	8	8	8	8
Scott James (4)	3	4	97	97	97	97	97	97	97	97	97	97	97	97
Peter Arthur John Tonelli (91)	4	91	4	17	17	17	17	12	12	12	12	12	12	12
J P DeVillars (98)	5	98	17	4	4	4	12	12	20	20	20	20	20	20
Don Kahn (17)	6	17	20	20	12	12	20	20	17	17	17	17	4	4
Jeffrey Swann (97)	7	97	91	12	20	20	4	4	4	4	4	4	17	17
Steve Owens (20)	8	20	98	91	98	98	98	98	98	98	98	98	98	98
Federico Burgos (12)	9	12	12	98	69	69	69	69	69	69	69	69	69	69
Mark Saviet (69)	10	69	69	69	91	91	91	91	85	85	85	85	85	85
Chris Andrews (85)	11	85	85	85	85	85	85	91	91	91	91	91	91	91
Peter Tonelli (71)	12	71	71	71	71	71	71	71	71	71	71	71	71	71
Keith Hammitte (193)	13	193	193	193	193	193	54	54	54	54	54	54	54	54
Fred White (82)	14	82	81	81	54	54	193	193	193	193	193	193	193	193
JB Swan (81)	15	81	82	54	81	81	81	81	55	55	81	81	81	81
Peter A Lombardo (54)	16	54	54	82	82	82	82	82	55	81	81	55	55	55
Andrew Bairley (55)	17	55	55	55	55	55	55	55	37	37	37	37	37	37
George Farrar (18)	18	18	18	18	37	37	37	37	18	18	18	18	18	18
Dave Trostle (33)	19	33	37	37	18	18	18	18	33	33	33	33	33	33
Abhi Ghatak (37)	20	37	33	33	33	33	33	33						
-	21													



New England Region
NERRC Kickoff Weekend
Official Race Result



NERRC Kickoff Weekend

Grp 5 - SRF,SRF3,EVSR,SPU,E-F-HP,GTL

Palmer Motorsports Park 2.300 miles

Race 1 #17-RQ-4901-S

5/6/2017 02:40 PM

Race (18:00 and 1 Laps) started at 15:12:35

<u>(72) Steve Introne</u>			<u>(85) Chris Andrews</u>			<u>(81) JB Swan</u>			<u>(82) Fred White</u>		
5	1:49.508	+1.167	11	1:50.044	+0.686	5	2:00.060	+2.513	2	2:16.091	+8.064
6	1:48.341		12	1:52.432	+3.074	6	1:58.253	+0.706	3	2:18.635	+10.608
7	1:48.957	+0.616	1	1:58.273	+9.212	7	1:57.547		4	2:19.672	+11.645
8	1:48.565	+0.224	2	1:53.213	+4.152	8	1:58.960	+1.413	5	2:15.495	+7.468
9	1:48.996	+0.655	3	1:51.890	+2.829	9	2:01.888	+4.341	6	2:11.630	+3.603
10	1:49.165	+0.824	4	1:52.141	+3.080	10	1:58.497	+0.950	7	2:10.198	+2.171
11	1:50.262	+1.921	5	1:51.909	+2.848	11	2:03.437	+5.890	8	2:08.027	
12	1:48.929	+0.588	6	1:52.154	+3.093				9	2:10.606	+2.579
<u>(4) Scott James</u>			<u>(91) Peter Arthur John Tonelli</u>			<u>(55) Andrew Bairley</u>			<u>(82) Fred White</u>		
1	1:53.751	+5.175	1	1:55.824	+3.715	1	2:03.801	+4.980	1	2:04.518	+5.217
2	1:50.162	+1.586	2	1:52.869	+0.760	2	2:00.047	+1.226	2	2:01.074	+1.773
3	1:49.347	+0.771	3	1:54.184	+2.075	3	2:00.927	+2.106	3	1:59.726	+0.425
4	1:49.416	+0.840	4	1:53.098	+0.989	4	1:58.821		4	1:59.301	
5	1:50.601	+2.025	5	1:52.109		5	1:59.737	+0.916	5	1:59.743	+0.442
6	1:49.238	+0.662	6	1:52.427	+0.318	6	1:59.847	+1.026	6	1:59.870	+0.569
7	1:48.576		7	1:52.571	+0.462	7	2:02.274	+3.453			
8	1:49.293	+0.717	8	1:52.285	+0.176	8	2:02.686	+3.865			
9	1:48.989	+0.413	9	1:52.195	+0.086	9	1:59.728	+0.907			
10	1:49.298	+0.722	10	1:52.607	+0.498	10	2:03.048	+4.227			
11	1:49.395	+0.819	11	1:52.464	+0.355	11	2:01.476	+2.655			
12	1:48.713	+0.137	12	1:52.144	+0.035						
<u>(8) Jonathan Emms</u>			<u>(71) Peter Tonelli</u>			<u>(37) Abhi Ghatak</u>					
1	1:49.537	+2.733	1	2:00.255	+3.764	1	2:06.302	+9.024			
2	1:46.804		2	1:56.979	+0.488	2	2:00.855	+3.577			
3	1:47.077	+0.273	3	1:57.976	+1.485	3	2:00.089	+2.811			
4	1:47.195	+0.391	4	1:58.416	+1.925	4	1:58.323	+1.045			
5	1:47.667	+0.863	5	1:58.884	+2.393	5	1:59.776	+2.498			
6	1:48.187	+1.383	6	1:58.349	+1.858	6	1:58.666	+1.388			
7	1:47.667	+0.863	7	1:56.491		7	2:00.961	+3.683			
8	1:47.045	+0.241	8	1:58.037	+1.546	8	1:57.278				
9	1:48.747	+1.943	9	1:57.862	+1.371	9	1:59.459	+2.181			
10	1:47.238	+0.434	10	1:57.034	+0.543	10	2:09.255	+11.977			
11	1:47.598	+0.794	11	1:59.734	+3.243	11	2:06.159	+8.881			
12	1:47.948	+1.144				<u>(18) George Farrar</u>					
<u>(97) Jeffrey Swann</u>			<u>(54) Peter A Lombardo</u>			<u>(33) Dave Trostle</u>					
1	1:52.113	+4.086	1	2:03.682	+7.301	1	2:08.770	+7.166			
2	1:48.486	+0.459	2	1:59.727	+3.346	2	2:07.268	+5.664			
3	1:49.061	+1.034	3	1:58.563	+2.182	3	2:09.909	+8.305			
4	1:48.049	+0.022	4	1:58.597	+2.216	4	2:06.542	+4.938			
5	1:48.637	+0.610	5	1:58.443	+2.062	5	2:07.427	+5.823			
6	1:48.176	+0.149	6	1:56.381		6	2:08.701	+7.097			
7	1:49.715	+1.688	7	1:57.054	+0.673	7	2:04.212	+2.608			
8	1:48.441	+0.414	8	1:58.418	+2.037	8	2:05.853	+4.249			
9	1:48.477	+0.450	9	1:57.923	+1.542	9	2:02.664	+1.060			
10	1:48.027		10	1:59.024	+2.643	10	2:01.604				
11	1:48.895	+0.868	11	1:59.815	+3.434	11	2:03.159	+1.555			
12	1:49.654	+1.627				<u>(20) Steve Owens</u>					
<u>(12) Federico Burgos</u>			<u>(69) Mark Saviet</u>			<u>(33) Dave Trostle</u>					
1	1:56.259	+9.100	1	1:56.868	+7.510	1	2:03.159	+1.555			
2	1:49.672	+2.513	2	1:52.537	+3.179	2	2:00.603	+3.056			
3	1:47.663	+0.504	3	1:52.360	+3.002	3	2:00.161	+2.614			
4	1:48.926	+1.767	4	1:52.964	+3.606	4	1:58.196	+0.649			
5	1:49.204	+2.045	5	1:51.015	+1.657						
6	1:48.261	+1.102	6	1:51.173	+1.815						
7	1:48.445	+1.286	7	1:49.358							
8	1:47.323	+0.164	8	1:49.567	+0.209						
9	1:47.159		9	1:50.019	+0.661						
10	1:47.186	+0.027	10	1:49.652	+0.294						
11	1:49.910	+2.751									
12	1:50.739	+3.580									
<u>(20) Steve Owens</u>											
1	1:54.715	+6.374									
2	1:49.682	+1.341									
3	1:49.396	+1.055									
4	1:49.346	+1.005									

Joshua Underwood, Chief of Timing & Scoring

Orbits

Bob Anderson, Chief Steward / James Shoemaker, Chairman SOM

Joshua Underwood

www.mylaps.com
 Licensed to: NER, SCCA



**New England Region
NERRC Kickoff Weekend
Official Race Result**



NERRC Kickoff Weekend

Sorted on Best Lap time

Grp 5 - SRF,SRF3,EVSR,SPU,E-F-HP,GTL

Palmer Motorsports Park 2.300 miles

Race 1 #17-RQ-4901-S

5/6/2017 02:40 PM

Race (18:00 and 1 Laps) started at 15:12:35

Pos	No.	Name	Class	Best Tm	Diff	Best Speed	In Lap	Make-Model	Sponsor
EP									
1	54	Peter A Lombardo	EP	1:56.381		71.146	6	Alfa Romeo Milano,	
2	71	Peter Tonelli	EP	1:56.491	0.110	71.078	7	Mazda Miata/Red a	Westboro Toyota
3	193	Keith Hammitte	EP	1:57.547	1.166	70.440	7	BMW 325is/red	
4	81	JB Swan	EP	1:58.821	2.440	69.685	4	Mazda RX-7/blue	R&S Redco
FP									
1	91	Peter Arthur John Tonelli	FP	1:52.109		73.857	5	Mazda Miata/Yellow	Driven Performanc
GTL									
1	18	George Farrar	GTL	2:01.604		68.090	10	Mazda miata/blue	HOT racing
HP									
1	82	Fred White	HP	1:59.301		69.404	4	Honda CRX/Red/W	Hoosier
Not classified									
DNS	78	Blaine Stine	SPU			-	0	7's Only MazdaGT/i	
SRF									
1	4	Scott James	SRF	1:48.576		76.260	7	SCCA Enterprises S	Chicane Racing/Mo
2	17	Don Kahn	SRF	1:48.860	0.284	76.061	12	SCCA Enterprises S	
3	85	Chris Andrews	SRF	1:49.061	0.485	75.921	8	SCCA Enterprises S	
4	69	Mark Saviet	SRF	1:49.358	0.782	75.715	7	Spec Racer Ford/bl	DADDYLUBE - 'Sen
5	55	Andrew Bairley	SRF	1:57.278	8.702	70.601	8	SCCA Enterprises S	
6	37	Abhi Ghatak	SRF	1:59.715	11.139	69.164	10	SCCA Enterprises S	Motion Dynamics
7	33	Dave Trostle	SRF	2:08.027	19.451	64.674	8	SCCA Enterprises S	Sterling Acceptanc
SRF3									
1	72	Steve Introne	SRF3	1:44.152		79.499	4	SCCA Enterprises S	IntroneCom.com E
2	8	Jonathan Emms	SRF3	1:46.804	2.652	77.525	2	SCCA Enterprises S	Clockwork Orange
3	12	Federico Burgos	SRF3	1:47.159	3.007	77.268	9	SCCA ENTERPRISE	BOGUS ENTERPRISE
4	97	Jeffrey Swann	SRF3	1:48.027	3.875	76.648	10	SCCA Enterprises S	powered by Mobile
5	20	Steve Owens	SRF3	1:48.341	4.189	76.425	6	SCCA SRF/Yellow/E	Finish Line Product
6	98	J P DeVillars	SRF3	1:48.639	4.487	76.216	7	SCCA Enterprises S	BlueWave Racing

Announcements

Time Prov 1535 Time Final 1605

New Track Record (1:52.109) for FP by Peter Arthur John Tonelli.

Joshua Underwood, Chief of Timing & Scoring

Orbits

Bob Anderson, Chief Steward / James Shoemaker, Chairman SOM

www.mylaps.com
Licensed to: NER, SCCA



**New England Region
NERRC Kickoff Weekend
Official Race Result**



NERRC Kickoff Weekend

Sorted on Laps

Grp 6 - SM,ITB-C,T3-4,BSpec,ITEZ,SM5,SSM

Palmer Motorsports Park 2.300 miles

Race 1 #17-RQ-4901-S

5/6/2017 03:05 PM

Race (18:00 and 1 Laps) started at 15:51:06

Pos	No.	Name	Class	Laps	Diff	Total Tm	Best Tm	Make-Model	Sponsor
1	18	Evan Karl	SM	11		20:21.280	1:50.500	Mazda Miata/v	BK Motorsports
2	70	Jimmy Locke	SM	11	12.745	20:34.025	1:51.364	Mazda Miata/r	NorthEast Earth Mecha
3	80	Richard Astacio	SM	11	13.279	20:34.559	1:51.581	Mazda Spec M	Astacio Plumbing
4	141	Robert Stager	SM	11	26.724	20:48.004	1:52.243	Mazda miata/c	SCDA
5	118	Michael Choe	SM	11	42.619	21:03.899	1:53.639	Mazda Miata/C	SAC Racing
6	95	Kenneth Payson	T4	11	43.185	21:04.465	1:53.462	Mazda Miata/r	Hoosier Red Line Oil I
7	13	Robert Reed	SM	11	43.489	21:04.769	1:53.541	Mazda Miata/C	LTD Racing
8	45	Andrew Wickline	SM	11	55.012	21:16.292	1:54.682	Mazda miata/s	Rosmar racing. Genese
9	151	Doug Fisher	SM	11	1:05.501	21:26.781	1:54.989	Mazda Miata/E	Father Daughter Racin
10	86	Mark Wheatley	SSM	11	1:11.811	21:33.091	1:56.296	Mazda Miata/S	
11	2	Nat Wentworth	ITB	11	1:12.853	21:34.133	1:55.712	Volkswagen G	Eriksson Industries
12	176	Alfred Candito	SM	11	1:14.593	21:35.873	1:56.666	Mazda Miata/v	
13	#06	Jeff Longo	SM	11	1:15.811	21:37.091	1:55.892	Mazda Miata/r	LTD Racing / Marbleda
14	11	Richard Bennett	SM	11	1:15.950	21:37.230	1:56.145	Mazda Miata/F	
15	#05	Dwayne Bennett	SM	11	1:16.321	21:37.601	1:56.559	Mazda Miata/E	LTD Racing
16	#02	Pratt Tanner	SM	11	1:44.334	22:05.614	1:57.223	Mazda Miata/v	
17	33	Rebecca Harvey	SM	11	1:45.382	22:06.662	1:57.768	Mazda Miata/E	Road Rebels
18	17	Jason Benagh	ITB	11	1:45.604	22:06.884	1:59.058	Volkswagen G	
19	#00	Raymond Kubs	SM	11	1:57.718	22:18.998	1:58.757	Mazda Miata/t	Flatout Motorsports
20	71	Peter Tonelli	T4	10	1 Lap	19:37.876	1:54.799	Mazda Miata/F	Westboro Toyota
21	14	Christopher S. Mosley	B-Spec	10	1 Lap	20:58.717	2:03.607	Honda Fit/Cop	
22	31	Jacob Hart	ITB	10	1 Lap	21:07.010	2:04.428	Volkswagen G	Precision Motorsports
23	43	John Williamson	SM	10	1 Lap	21:47.674	2:04.590	Mazda Miata/E	Flatout Motorsports In
24	115	Robby Smolinski Jr.	ITEZ	10	1 Lap	23:44.519	1:54.359	Chevrolet Cor	
25	55	Dan Scully	ITB	10	1 Lap	24:11.878	2:12.778	Volvo 142/blac	Scully Architects
26	7	Cy Peake	SM	5	6 Laps	9:51.708	1:55.918	Mazda Miata/c	LTD Racing

Announcements

Time Prov 1614 Time Final 1644
 New Track Record (1:54.359) for ITEZ by Robby Smolinski Jr.
 New Track Record (2:03.607) for B-Spec by Christopher S. Mosley.
 New Track Record (1:56.296) for SSM by Mark Wheatley.

Margin of Victory	Avg. Speed	Best Lap Tm	Best Speed	Best Lap by
12.745	74.577	1:50.500	74.932	18 - Evan Karl

Joshua Underwood, Chief of Timing & Scoring

Orbits

Bob Anderson, Chief Steward / James Shoemaker, Chairman SOM

www.mylaps.com
 Licensed to: NER, SCCA



**New England Region
NERRC Kickoff Weekend
Official Race Result**



NERRC Kickoff Weekend

Sorted on Laps

Grp 6 - SM,ITB-C,T3-4,BSpec,ITEZ,SM5,SSM

Palmer Motorsports Park 2.300 miles

Race 1 #17-RQ-4901-S

5/6/2017 03:05 PM

Race (18:00 and 1 Laps) started at 15:51:06

Pos	No.	Name	Class	Laps	Diff	Total Tm	Best Tm	Make-Model	Sponsor
B-Spec									
1	14	Christopher S. Mosley	B-Spec	10		20:58.717	2:03.607	Honda Fit/Cop	
ITB									
1	2	Nat Wentworth	ITB	11		21:34.133	1:55.712	Volkswagen G	Eriksson Industries
2	17	Jason Benagh	ITB	11	32.751	22:06.884	1:59.058	Volkswagen G	
3	31	Jacob Hart	ITB	10	1 Lap	21:07.010	2:04.428	Volkswagen G	Precision Motorsports
4	55	Dan Scully	ITB	10	1 Lap	24:11.878	2:12.778	Volvo 142/blac	Scully Architects
ITEZ									
1	115	Robby Smolinski Jr.	ITEZ	10		23:44.519	1:54.359	Chevrolet Corv	
SM									
1	18	Evan Karl	SM	11		20:21.280	1:50.500	Mazda Miata/v	BK Motorsports
2	70	Jimmy Locke	SM	11	12.745	20:34.025	1:51.364	Mazda Miata/r	NorthEast Earth Mecha
3	80	Richard Astacio	SM	11	13.279	20:34.559	1:51.581	Mazda Spec M	Astacio Plumbing
4	141	Robert Stager	SM	11	26.724	20:48.004	1:52.243	Mazda miata/c	SCDA
5	118	Michael Choe	SM	11	42.619	21:03.899	1:53.639	Mazda Miata/C	SAC Racing
6	13	Robert Reed	SM	11	43.489	21:04.769	1:53.541	Mazda Miata/C	LTD Racing
7	45	Andrew Wickline	SM	11	55.012	21:16.292	1:54.682	Mazda miata/s	Rosmar racing. Genese
8	151	Doug Fisher	SM	11	1:05.501	21:26.781	1:54.989	Mazda Miata/E	Father Daughter Racinq
9	176	Alfred Candito	SM	11	1:14.593	21:35.873	1:56.666	Mazda Miata/v	
10	#06	Jeff Longo	SM	11	1:15.811	21:37.091	1:55.892	Mazda Miata/r	LTD Racing / Marbledal
11	11	Richard Bennett	SM	11	1:15.950	21:37.230	1:56.145	Mazda Miata/F	
12	#05	Dwayne Bennett	SM	11	1:16.321	21:37.601	1:56.559	Mazda Miata/E	LTD Racing
13	#02	Pratt Tanner	SM	11	1:44.334	22:05.614	1:57.223	Mazda Miata/v	
14	33	Rebecca Harvey	SM	11	1:45.382	22:06.662	1:57.768	Mazda Miata/E	Road Rebels
15	#00	Raymond Kubs	SM	11	1:57.718	22:18.998	1:58.757	Mazda Miata/t	Flatout Motorsports
16	43	John Williamson	SM	10	1 Lap	21:47.674	2:04.590	Mazda Miata/E	Flatout Motorsports In
17	7	Cy Peake	SM	5	6 Laps	9:51.708	1:55.918	Mazda Miata/c	LTD Racing
SSM									

Announcements

Time Prov 1614 Time Final 1644
 New Track Record (1:54.359) for ITEZ by Robby Smolinski Jr..
 New Track Record (2:03.607) for B-Spec by Christopher S. Mosley.
 New Track Record (1:56.296) for SSM by Mark Wheatley.

Margin of Victory	Avg. Speed	Best Lap Tm	Best Speed	Best Lap by
12.745	74.577	1:50.500	74.932	18 - Evan Karl

Joshua Underwood, Chief of Timing & Scoring

Orbits

Bob Anderson, Chief Steward / James Shoemaker, Chairman SOM

www.mylaps.com
 Licensed to: NER, SCCA
 Page 1/2



**New England Region
NERRC Kickoff Weekend
Official Race Result**



NERRC Kickoff Weekend

Sorted on Laps

Grp 6 - SM,ITB-C,T3-4,BSpec,ITEZ,SM5,SSM

Palmer Motorsports Park 2.300 miles

Race 1 #17-RQ-4901-S

5/6/2017 03:05 PM

Race (18:00 and 1 Laps) started at 15:51:06

Pos	No.	Name	Class	Laps	Diff	Total Tm	Best Tm	Make-Model	Sponsor
1	86	Mark Wheatley	SSM	11		21:33.091	1:56.296	Mazda Miata/S	
T4									
1	95	Kenneth Payson	T4	11		21:04.465	1:53.462	Mazda Miata/r	Hoosier Red Line Oil f
2	71	Peter Tonelli	T4	10	1 Lap	19:37.876	1:54.799	Mazda Miata/F	Westboro Toyota

Announcements

- Time Prov 1614 Time Final 1644
- New Track Record (1:54.359) for ITEZ by Robby Smolinski Jr.
- New Track Record (2:03.607) for B-Spec by Christopher S. Mosley.
- New Track Record (1:56.296) for SSM by Mark Wheatley.

Margin of Victory	Avg. Speed	Best Lap Tm	Best Speed	Best Lap by
12.745	74.577	1:50.500	74.932	18 - Evan Karl

Joshua Underwood, Chief of Timing & Scoring

Orbits

Bob Anderson, Chief Steward / James Shoemaker, Chairman SOM

www.mylaps.com
Licensed to: NER, SCCA
Page 2/2

NERRC Kickoff Weekend

Lapchart


Grp 6 - SM,ITB-C,T3-4,BSpec,ITEZ,SM5,SSM

Palmer Motorsports Park 2.300 miles

Race 1 #17-RQ-4901-S

5/6/2017 03:05 PM

Race (18:00 and 1 Laps) started at 15:51:06



Competitors	Laps											
	0	1	2	3	4	5	6	7	8	9	10	11
Evan Karl (18)	1	18	18	18	18	18	18	18	18	18	18	18
Jimmy Locke (70)	2	70	70	70	70	70	70	70	70	70	70	70
Robert Stager (141)	3	141	141	80	80	80	80	80	80	80	80	80
Richard Astacio (80)	4	80	80	141	141	141	141	141	141	141	141	141
Kenneth Payson (95)	5	95	95	95	95	95	95	95	118	118	118	118
Doug Fisher (151)	6	151	151	151	118	118	118	118	95	95	95	95
Michael Choe (118)	7	118	45	45	151	45	45	13	13	13	13	13
Andrew Wickline (45)	8	45	118	118	45	151	13	45	45	45	45	45
Nat Wentworth (2)	9	2	86	13	13	13	151	151	151	151	151	151
Mark Wheatley (86)	10	86	2	86	86	86	86	86	86	86	86	86
Alfred Candito (176)	11	176	176	2	176	176	2	2	2	2	2	2
Jeff Longo (#06)	12	#06	13	176	2	2	176	176	176	176	71	176
Pratt Tanner (#02)	13	#02	#02	#02	#02	#05	#05	#05	#05	#05	71	176
Dwayne Bennett (#05)	14	#05	#05	#05	#05	#02	7	#06	#06	71	#05	#05
Jacob Hart (31)	15	31	#06	#06	#06	#06	#02	11	71	#06	#06	#06
Jason Benagh (17)	16	17	7	7	7	7	#06	71	11	11	11	#02
Raymond Kubs (#00)	17	#00	17	11	11	11	11	#02	#02	#02	115	#02
Robby Smolinski Jr. (115)	18	115	11	17	17	71	71	17	115	115	#02	33
Christopher S. Mosley (14)	19	14	31	#00	71	17	17	115	17	33	33	17
Robert Reed (13)	20	13	#00	71	115	115	115	#00	33	17	17	#00
Rebecca Harvey (33)	21	33	115	115	#00	#00	#00	33	#00	#00	#00	14
Peter Tonelli (71)	22	71	71	31	33	33	33	14	14	14	14	31
Cy Peake (7)	23	7	33	33	31	14	14	31	31	31	31	43
Richard Bennett (11)	24	11	14	14	14	31	31	43	43	43	43	115
John Williamson (43)	25	43	43	43	43	43	43	55	55	55	55	55
Dan Scully (55)	26	55	55	55	55	55	55	55	55	55	55	55



**New England Region
NERRC Kickoff Weekend
Official Race Result**



NERRC Kickoff Weekend

Grp 6 - SM,ITB-C,T3-4,BSpec,ITEZ,SM5,SSM

Palmer Motorsports Park 2.300 miles

Race 1 #17-RQ-4901-S

5/6/2017 03:05 PM

Race (18:00 and 1 Laps) started at 15:51:06

2	2:12.780	+0.002
3	2:13.839	+1.061
4	2:13.506	+0.728
5	2:14.622	+1.844
6	2:17.025	+4.247
7	2:15.848	+3.070
8	2:14.654	+1.876
9	2:12.778	
p10	3:51.691	+1:38.913

(7) Cy Peake

1	2:00.815	+4.897
2	1:56.389	+0.471
3	1:57.523	+1.605
4	1:56.534	+0.616
5	1:55.918	

Joshua Underwood, Chief of Timing & Scoring

Orbits

Bob Anderson, Chief Steward / James Shoemaker, Chairman SOM

www.mylaps.com
Licensed to: NER, SCCA



**New England Region
NERRC Kickoff Weekend
Official Race Result**



NERRC Kickoff Weekend

Sorted on Best Lap time

Grp 6 - SM,ITB-C,T3-4,BSpec,ITEZ,SM5,SSM

Palmer Motorsports Park 2.300 miles

Race 1 #17-RQ-4901-S

5/6/2017 03:05 PM

Race (18:00 and 1 Laps) started at 15:51:06

Pos	No.	Name	Class	Best Tm	Diff	Best Speed	In Lap	Make-Model	Sponsor
B-Spec									
1	14	Christopher S. Mosley	B-Spec	2:03.607		66.986	9	Honda Fit/Copper	
ITB									
1	2	Nat Wentworth	ITB	1:55.712		71.557	5	Volkswagen Golf/Bl	Eriksson Industries
2	17	Jason Benagh	ITB	1:59.058	3.346	69.546	9	Volkswagen Golf/re	
3	31	Jacob Hart	ITB	2:04.428	8.716	66.545	7	Volkswagen Golf/Ye	Precision Motorspo
4	55	Dan Scully	ITB	2:12.778	17.066	62.360	9	Volvo 142/black	Scully Architects
ITEZ									
1	115	Robby Smolinski Jr.	ITEZ	1:54.359		72.404	9	Chevrolet Corvette,	
SM									
1	18	Evan Karl	SM	1:50.500		74.932	3	Mazda Miata/White	BK Motorsports
2	70	Jimmy Locke	SM	1:51.364	0.864	74.351	2	Mazda Miata/rusty	NorthEast Earth Me
3	80	Richard Astacio	SM	1:51.581	1.081	74.206	11	Mazda Spec Miata/	Astacio Plumbing
4	141	Robert Stager	SM	1:52.243	1.743	73.769	3	Mazda miata/green	SCDA
5	13	Robert Reed	SM	1:53.541	3.041	72.925	11	Mazda Miata/Greer	LTD Racing
6	118	Michael Choe	SM	1:53.639	3.139	72.862	6	Mazda Miata/Oranç	SAC Racing
7	45	Andrew Wickline	SM	1:54.682	4.182	72.200	2	Mazda miata/silver,	Rosmar racing. Ger
8	151	Doug Fisher	SM	1:54.989	4.489	72.007	2	Mazda Miata/Blue/'	Father Daughter Rç
9	#06	Jeff Longo	SM	1:55.892	5.392	71.446	10	Mazda Miata/red	LTD Racing / Marbl
10	7	Cy Peake	SM	1:55.918	5.418	71.430	5	Mazda Miata/green	LTD Racing
11	11	Richard Bennett	SM	1:56.145	5.645	71.290	5	Mazda Miata/Red/t	
12	#05	Dwayne Bennett	SM	1:56.559	6.059	71.037	10	Mazda Miata/Black	LTD Racing
13	176	Alfred Candito	SM	1:56.666	6.166	70.972	9	Mazda Miata/white	
14	#02	Pratt Tanner	SM	1:57.223	6.723	70.635	4	Mazda Miata/white,	
15	33	Rebecca Harvey	SM	1:57.768	7.268	70.308	6	Mazda Miata/Blue	Road Rebels
16	#00	Raymond Kubs	SM	1:58.757	8.257	69.722	9	Mazda Miata/blue/t	Flatout Motorsport
17	43	John Williamson	SM	2:04.590	14.090	66.458	10	Mazda Miata/Blue-(Flatout Motorsport
SSM									
1	86	Mark Wheatley	SSM	1:56.296		71.198	11	Mazda Miata/Silver	
T4									
1	95	Kenneth Payson	T4	1:53.462		72.976	3	Mazda Miata/red	Hoosier Red Line (
2	71	Peter Tonelli	T4	1:54.799	1.337	72.126	5	Mazda Miata/Red a	Westboro Toyota

Announcements

Time Prov 1614 Time Final 1644

New Track Record (1:54.359) for ITEZ by Robby Smolinski Jr.

New Track Record (2:03.607) for B-Spec by Christopher S. Mosley.

New Track Record (1:56.296) for SSM by Mark Wheatley.

Joshua Underwood, Chief of Timing & Scoring

Orbits

Bob Anderson, Chief Steward / James Shoemaker, Chairman SOM

www.mylaps.com
Licensed to: NER, SCCA



**New England Region
NERRC Kickoff Weekend
Official Race Result**



NERRC Kickoff Weekend

Sorted on Laps

Grp 1 - GT1-2-3,SPO,AS,T1-2,ITE-R-S,STU

Palmer Motorsports Park 2.300 miles

Race 2 #17-RQ-4901-S

5/7/2017 09:00 AM

Race (15:00 and 1 Laps) started at 9:11:00

Pos	No.	Name	Class	Laps	Diff	Total Tm	Best Tm	Make-Model	Sponsor
1	87	Joe Nolette	T1	10		17:24.755	1:42.498	BMW M3/Blue	
2	93	Glenn Kurkjian	ITE	10	7.595	17:32.350	1:43.443	Chevrolet Corv	Tool & Equipment Conr
3	153	Stephen Tise	T1	10	25.264	17:50.019	1:45.286	Ford Mustang	Direct Tire and Larin Ai
4	73	Mark Ketenci	ITR	10	27.995	17:52.750	1:45.973	BMW 328 ci/bl	3D Autoworks
5	96	Theresa Condict	ITR	10	43.554	18:08.309	1:47.077	Acura RSX Typ	
6	84	John Branscombe	ITE	10	45.587	18:10.342	1:47.305	Mazda Rx7/Sil	
7	0	Zachary Kelly	ITR	10	1:12.183	18:36.938	1:49.391	BMW 323ci/Ye	Precision Motorsports
8	31	Bill Spargo	ITR	10	1:19.456	18:44.211	1:49.396	Honda S2000/	Spargo Machine Produ
9	13	Pasquale Bruno	T1	10	1:22.448	18:47.203	1:50.439	Cadillac CTS-V	Crowflight Developmer
10	126	William Hendrix	T2	10	1:22.893	18:47.648	1:50.137	Nissan 350z/re	
11	47	Blaine Stine	SPO	9	1 Lap	17:32.937	1:52.732	Porsche 997/r	
12	27	Scott Simpson	ITE	9	1 Lap	17:35.862	1:54.126	Porsche 911 R	
13	44	Joe Stadelmann	ITS	9	1 Lap	17:36.203	1:54.653	Porsche 944S/	
14	10	Chip Williams	T2	9	1 Lap	17:44.613	1:55.762	Nissan 350z/B	
15	3	Ann Lamport Hammitte	ITR	9	1 Lap	18:13.657	1:59.153	BMW M3/red	
16	48	Duncan Milne	AS	9	1 Lap	18:14.574	1:57.916	Ford Mustang/	na
17	30	Thomas Kelly	ITR	9	1 Lap	18:43.247	1:50.067	BMW 328i/Yell	Precision Motorsports/f
18	80	Maurizio Cerasoli	GT2	7	3 Laps	14:00.760	1:51.641	Porsche 944 T	MCRacing
19	17	Glenn Every	ITS	5	5 Laps	10:50.840	2:01.487	Miata Miata/R	

Not classified

DNS	139	Edward Karabec	ITS		DNS			BMW 325i/Bla	
-----	-----	----------------	-----	--	-----	--	--	--------------	--

Announcements

- Time Prov 0930 Time Final 1000
- New Track Record (1:42.498) for T1 by Joe Nolette.
- New Track Record (1:43.443) for ITE by Glenn Kurkjian.
- New Track Record (1:45.973) for ITR by Mark Ketenci.

Margin of Victory	Avg. Speed	Best Lap Tm	Best Speed	Best Lap by
7.595	79.253	1:42.498	80.782	87 - Joe Nolette

Joshua Underwood, Chief of Timing & Scoring

Orbits

Bob Anderson, Chief Steward / James Shoemaker, Chairman SOM

www.mylaps.com
Licensed to: NER, SCCA



**New England Region
NERRC Kickoff Weekend
Official Race Result**



NERRC Kickoff Weekend

Sorted on Laps

Grp 1 - GT1-2-3,SPO,AS,T1-2,ITE-R-S,STU

Palmer Motorsports Park 2.300 miles

Race 2 #17-RQ-4901-S

5/7/2017 09:00 AM

Race (15:00 and 1 Laps) started at 9:11:00

Pos	No.	Name	Class	Laps	Diff	Total Tm	Best Tm	Make-Model	Sponsor
AS									
1	48	Duncan Milne	AS	9		18:14.574	1:57.916	Ford Mustang/	na
GT2									
1	80	Maurizio Cerasoli	GT2	7		14:00.760	1:51.641	Porsche 944 T	MCRacing
ITE									
1	93	Glenn Kurkjian	ITE	10		17:32.350	1:43.443	Chevrolet Cor	Tool & Equipment Contr
2	84	John Branscombe	ITE	10	37.992	18:10.342	1:47.305	Mazda Rx7/Sil	
3	27	Scott Simpson	ITE	9	1 Lap	17:35.862	1:54.126	Porsche 911 R	
ITR									
1	73	Mark Ketenci	ITR	10		17:52.750	1:45.973	BMW 328 ci/bl	3D Autoworks
2	96	Theresa Conduct	ITR	10	15.559	18:08.309	1:47.077	Acura RSX Typ	
3	0	Zachary Kelly	ITR	10	44.188	18:36.938	1:49.391	BMW 323ci/Ye	Precision Motorsports
4	31	Bill Spargo	ITR	10	51.461	18:44.211	1:49.396	Honda S2000/	Spargo Machine Produ
5	3	Ann Lamport Hammitte	ITR	9	1 Lap	18:13.657	1:59.153	BMW M3/red	
6	30	Thomas Kelly	ITR	9	1 Lap	18:43.247	1:50.067	BMW 328i/Yell	Precision Motorsports/f
ITS									
1	44	Joe Stadelmann	ITS	9		17:36.203	1:54.653	Porsche 944S/	
2	17	Glenn Every	ITS	5	4 Laps	10:50.840	2:01.487	Miata Miata/Rc	
Not classified									
DNS	139	Edward Karabec	ITS		DNS			BMW 325i/Bla	
SPO									
1	47	Blaine Stine	SPO	9		17:32.937	1:52.732	Porsche 997/r	
T1									
1	87	Joe Nolette	T1	10		17:24.755	1:42.498	BMW M3/Blue	
2	153	Stephen Tise	T1	10	25.264	17:50.019	1:45.286	Ford Mustang	Direct Tire and Larin Ai

Announcements

- Time Prov 0930 Time Final 1000
- New Track Record (1:42.498) for T1 by Joe Nolette.
- New Track Record (1:43.443) for ITE by Glenn Kurkjian.
- New Track Record (1:45.973) for ITR by Mark Ketenci.

Margin of Victory	Avg. Speed	Best Lap Tm	Best Speed	Best Lap by
7.595	79.253	1:42.498	80.782	87 - Joe Nolette

Joshua Underwood, Chief of Timing & Scoring

Orbits

Bob Anderson, Chief Steward / James Shoemaker, Chairman SOM

www.mylaps.com
Licensed to: NER, SCCA



**New England Region
NERRC Kickoff Weekend
Official Race Result**



NERRC Kickoff Weekend

Sorted on Laps

Grp 1 - GT1-2-3,SPO,AS,T1-2,ITE-R-S,STU

Palmer Motorsports Park 2.300 miles

Race 2 #17-RQ-4901-S

5/7/2017 09:00 AM

Race (15:00 and 1 Laps) started at 9:11:00

Pos	No.	Name	Class	Laps	Diff	Total Tm	Best Tm	Make-Model	Sponsor
3	13	Pasquale Bruno	T1	10	1:22.448	18:47.203	1:50.439	Cadillac CTS-V	Crowflight Developer
T2									
1	126	William Hendrix	T2	10		18:47.648	1:50.137	Nissan 350z/rt	
2	10	Chip Williams	T2	9	1 Lap	17:44.613	1:55.762	Nissan 350z/B	

Announcements

- Time Prov 0930 Time Final 1000
- New Track Record (1:42.498) for T1 by Joe Nolette.
- New Track Record (1:43.443) for ITE by Glenn Kurkjian.
- New Track Record (1:45.973) for ITR by Mark Ketenci.

Margin of Victory	Avg. Speed	Best Lap Tm	Best Speed	Best Lap by
7.595	79.253	1:42.498	80.782	87 - Joe Nolette

Joshua Underwood, Chief of Timing & Scoring

Orbits

Bob Anderson, Chief Steward / James Shoemaker, Chairman SOM

www.mylaps.com
Licensed to: NER, SCCA
Page 2/2

NERRC Kickoff Weekend

Lapchart


Grp 1 - GT1-2-3,SPO,AS,T1-2,ITE-R-S,STU

Palmer Motorsports Park 2.300 miles

Race 2 #17-RQ-4901-S

5/7/2017 09:00 AM

Race (15:00 and 1 Laps) started at 9:11:00



Competitors	Laps											
	0	1	2	3	4	5	6	7	8	9	10	
Joe Nolette (87)	1	87	87	87	87	87	87	87	87	87	87	87
Glenn Kurkjian (93)	2	93	93	93	93	93	93	93	93	93	93	93
Mark Ketenci (73)	3	73	73	73	153	153	153	153	153	153	153	153
Theresa Condict (96)	4	96	153	153	73	73	73	73	73	73	73	73
John Branscombe (84)	5	84	96	96	96	96	96	96	96	96	96	96
Zachary Kelly (0)	6	0	84	84	84	84	84	84	84	84	84	84
Bill Spargo (31)	7	31	0	0	0	0	0	0	0	0	0	0
Stephen Tise (153)	8	153	31	31	31	30	30	30	30	31	31	31
Thomas Kelly (30)	9	30	30	30	30	31	31	31	31	30	13	13
Pasquale Bruno (13)	10	13	13	13	13	13	13	13	13	13	126	126
Scott Simpson (27)	11	27	126	126	126	126	126	126	126	126	47	
Joe Stadelmann (44)	12	44	27	80	80	80	80	80	44	47	27	
Chip Williams (10)	13	10	80	10	44	44	44	44	47	44	44	
William Hendrix (126)	14	126	10	44	27	27	47	47	27	27	10	10
Ann Lamport Hammitte (3)	15	3	44	27	10	47	27	27	10	10	3	
Duncan Milne (48)	16	48	3	3	47	10	10	10	80	3	48	
Maurizio Cerasoli (80)	17	80	47	47	3	3	3	3	3	48	30	
Glenn Every (17)	18	17	48	48	48	48	48	48	48	48		
Blaine Stine (47)	19	47	17	17	17	17	17					
-	20											



New England Region NERRC Kickoff Weekend Official Race Result



NERRC Kickoff Weekend


Grp 1 - GT1-2-3,SPO,AS,T1-2,ITE-R-S,STU

Palmer Motorsports Park 2.300 miles

Race 2 #17-RQ-4901-S

5/7/2017 09:00 AM

Race (15:00 and 1 Laps) started at 9:11:00



<u>(87) Joe Nolette</u>		
1	1:45.377	+2.879
2	1:42.498	
3	1:42.691	+0.193
4	1:43.957	+1.459
5	1:43.670	+1.172
6	1:43.998	+1.500
7	1:44.337	+1.839
8	1:43.713	+1.215
9	1:47.179	+4.681
10	1:47.335	+4.837

<u>(93) Glenn Kurkjian</u>		
1	1:46.153	+2.710
2	1:43.443	
3	1:44.371	+0.928
4	1:44.538	+1.095
5	1:43.920	+0.477
6	1:44.100	+0.657
7	1:44.672	+1.229
8	1:46.419	+2.976
9	1:45.965	+2.522
10	1:48.494	+5.051

<u>(153) Stephen Tise</u>		
1	1:49.440	+4.154
2	1:45.286	
3	1:45.981	+0.695
4	1:46.496	+1.210
5	1:46.853	+1.567
6	1:46.281	+0.995
7	1:47.285	+1.999
8	1:45.950	+0.664
9	1:47.876	+2.590
10	1:46.142	+0.856

<u>(73) Mark Ketenci</u>		
1	1:49.482	+3.509
2	1:46.787	+0.814
3	1:47.261	+1.288
4	1:46.393	+0.420
5	1:46.786	+0.813
6	1:46.295	+0.322
7	1:47.334	+1.361
8	1:45.973	
9	1:47.884	+1.911
10	1:48.037	+2.064

<u>(96) Theresa Condict</u>		
1	1:53.926	+6.849
2	1:52.847	+5.770
3	1:48.103	+1.026
4	1:47.498	+0.421
5	1:47.675	+0.598
6	1:47.477	+0.400
7	1:47.209	+0.132
8	1:47.083	+0.006
9	1:47.077	
10	1:48.694	+1.617

<u>(84) John Branscombe</u>		
1	1:54.529	+7.224
2	1:52.453	+5.148
3	1:48.305	+1.000
4	1:47.597	+0.292
5	1:47.675	+0.370
6	1:47.325	+0.020
7	1:47.559	+0.254
8	1:47.305	
9	1:47.753	+0.448
10	1:48.844	+1.539

<u>(0) Zachary Kelly</u>		
1	1:55.787	+6.396
2	1:51.572	+2.181
3	1:49.391	
4	1:50.233	+0.842
5	1:50.994	+1.603
6	1:50.587	+1.196
7	1:50.076	+0.685
8	1:51.736	+2.345
9	1:51.398	+2.007
10	1:53.550	+4.159

<u>(31) Bill Spargo</u>		
1	1:56.717	+7.321
2	1:52.078	+2.682
3	1:50.972	+1.576
4	1:52.828	+3.432
5	1:50.624	+1.228
6	1:50.261	+0.865
7	1:49.396	
8	1:54.564	+5.168
9	1:52.683	+3.287
10	1:52.253	+2.857

<u>(13) Pasquale Bruno</u>		
1	1:56.999	+6.560
2	1:53.221	+2.782
3	1:52.346	+1.907
4	1:51.600	+1.161
5	1:51.453	+1.014
6	1:53.428	+2.989
7	1:51.733	+1.294
8	1:52.106	+1.667
9	1:51.026	+0.587
10	1:50.439	

<u>(126) William Hendrix</u>		
1	1:56.671	+6.534
2	1:55.400	+5.263
3	1:53.131	+2.994
4	1:50.995	+0.858
5	1:51.609	+1.472
6	1:50.647	+0.510
7	1:51.570	+1.433
8	1:52.669	+2.532
9	1:50.963	+0.826
10	1:50.137	

<u>(47) Blaine Stine</u>		
1	2:04.894	+12.162
2	1:57.993	+5.261

<u>(27) Scott Simpson</u>		
1	1:59.552	+5.426
2	2:01.906	+7.780
3	1:58.610	+4.484
4	1:54.126	
5	1:57.189	+3.063
6	1:57.529	+3.403
7	1:54.331	+0.205
8	1:54.909	+0.783
9	1:54.435	+0.309

<u>(44) Joe Stadelmann</u>		
1	2:01.955	+7.302
2	1:58.087	+3.434
3	1:57.867	+3.214
4	1:55.212	+0.559
5	1:54.653	
6	1:54.877	+0.224
7	1:55.317	+0.664
8	1:57.787	+3.134
9	1:56.764	+2.111

<u>(10) Chip Williams</u>		
1	2:00.933	+5.171
2	1:58.733	+2.971
3	2:00.100	+4.338
4	1:56.461	+0.699
5	1:57.129	+1.367
6	1:56.133	+0.371
7	1:55.762	
8	1:57.906	+2.144
9	1:57.699	+1.937

<u>(3) Ann Lamport Hammitte</u>		
1	2:03.633	+4.480
2	1:59.153	
3	2:01.556	+2.403
4	2:00.096	+0.943
5	1:59.569	+0.416
6	2:01.661	+2.508
7	2:01.981	+2.828
8	1:59.296	+0.143
9	2:02.048	+2.895

<u>(48) Duncan Milne</u>		
1	2:06.771	+8.855
2	2:03.416	+5.500
3	2:01.683	+3.767
4	2:00.357	+2.441
5	2:00.264	+2.348
6	1:58.741	+0.825
7	1:58.105	+0.189
8	1:57.916	
9	2:02.354	+4.438

<u>(30) Thomas Kelly</u>		
1	1:56.674	+6.607
2	1:52.016	+1.949
3	1:50.548	+0.481
4	1:51.146	+1.079
5	1:50.968	+0.901
6	1:50.128	+0.061
7	1:50.067	
8	1:59.994	+9.927
p9	3:39.269	+1:49.202

<u>(80) Maurizio Cerasoli</u>		
1	1:58.293	+6.652
2	1:55.776	+4.135
3	1:52.768	+1.127
4	1:52.667	+1.026
5	1:51.641	
6	1:54.556	+2.915
p7	2:30.044	+38.403

<u>(17) Glenn Every</u>		
1	2:06.919	+5.432
2	2:03.318	+1.831
3	2:01.986	+0.499
4	2:01.487	
p5	2:31.289	+29.802

Joshua Underwood, Chief of Timing & Scoring

Bob Anderson, Chief Steward / James Shoemaker, Chairman SOM

Joshua Underwood

www.mylaps.com
Licensed to: NER, SCCA



**New England Region
NERRC Kickoff Weekend
Official Race Result**



NERRC Kickoff Weekend

Sorted on Best Lap time

Grp 1 - GT1-2-3,SPO,AS,T1-2,ITE-R-S,STU

Palmer Motorsports Park 2.300 miles

Race 2 #17-RQ-4901-S

5/7/2017 09:00 AM

Race (15:00 and 1 Laps) started at 9:11:00

Pos	No.	Name	Class	Best Tm	Diff	Best Speed	In Lap	Make-Model	Sponsor
AS									
1	48	Duncan Milne	AS	1:57.916		70.219	8	Ford Mustang/blacl	na
GT2									
1	80	Maurizio Cerasoli	GT2	1:51.641		74.166	5	Porsche 944 Turbo,	MCRacing
ITE									
1	93	Glenn Kurkjian	ITE	1:43.443		80.044	2	Chevrolet Corvette	Tool & Equipment (
2	84	John Branscombe	ITE	1:47.305	3.862	77.163	8	Mazda Rx7/Silver	
3	27	Scott Simpson	ITE	1:54.126	10.683	72.551	4	Porsche 911 RSR/E	
ITR									
1	73	Mark Ketenci	ITR	1:45.973		78.133	8	BMW 328 ci/blue	3D Autoworks
2	96	Theresa Condict	ITR	1:47.077	1.104	77.328	9	Acura RSX Type S/	
3	0	Zachary Kelly	ITR	1:49.391	3.418	75.692	3	BMW 323ci/Yellow	Precision Motorspo
4	31	Bill Spargo	ITR	1:49.396	3.423	75.688	7	Honda S2000/Whit	Spargo Machine Pr
5	30	Thomas Kelly	ITR	1:50.067	4.094	75.227	7	BMW 328i/Yellow/E	Precision Motorspo
6	3	Ann Lamport Hammitte	ITR	1:59.153	13.180	69.490	2	BMW M3/red	
ITS									
1	44	Joe Stadelmann	ITS	1:54.653		72.218	5	Porsche 944S/Oran	
2	17	Glenn Every	ITS	2:01.487	6.834	68.155	4	Miata Miata/Red	
Not classified									
DNS	139	Edward Karabec	ITS			-	0	BMW 325i/Black	
SPO									
1	47	Blaine Stine	SPO	1:52.732		73.449	8	Porsche 997/red/w	
T1									
1	87	Joe Nolette	T1	1:42.498		80.782	2	BMW M3/Blue	
2	153	Stephen Tise	T1	1:45.286	2.788	78.643	2	Ford Mustang GT/S	Direct Tire and Lar
3	13	Pasquale Bruno	T1	1:50.439	7.941	74.974	10	Cadillac CTS-V/Blac	Crowflight Develop
T2									
1	126	William Hendrix	T2	1:50.137		75.179	10	Nissan 350z/red	
2	10	Chip Williams	T2	1:55.762	5.625	71.526	7	Nissan 350z/BLACK	

Announcements

Time Prov 0930 Time Final 1000

New Track Record (1:42.498) for T1 by Joe Nolette.

New Track Record (1:43.443) for ITE by Glenn Kurkjian.

New Track Record (1:45.973) for ITR by Mark Ketenci.

Joshua Underwood, Chief of Timing & Scoring

Orbits

Bob Anderson, Chief Steward / James Shoemaker, Chairman SOM

www.mylaps.com
Licensed to: NER, SCCA



**New England Region
NERRC Kickoff Weekend
Official Race Result**



NERRC Kickoff Weekend

Sorted on Laps

Grp 2 - FV,F5,FST,F6,FVCC,FF,NCF

Palmer Motorsports Park 2.300 miles

Race 2 #17-RQ-4901-S

5/7/2017 09:20 AM

Race (15:00 and 1 Laps) started at 9:41:11

Pos	No.	Name	Class	Laps	Diff	Total Tm	Best Tm	Make-Model	Sponsor
1	22	Michael Hinkle	FV	9		17:03.243	1:52.795	BRD AFV02/Ye	Yes Please
2	61	Walter Popiak	FV	9	2.594	17:05.837	1:50.995	CITATION 95v	LANGLAIS GROUP
3	27	David Saggio	FV	9	59.765	18:03.008	1:56.565	Mysterian M2/	
4	#07	Chris Barry	FV	7	2 Laps	15:31.806	1:54.665	citation Formu	
5	24	Tom Kenney	FV	5	4 Laps	9:44.715	1:54.062	Speed Sport F	Philly

Announcements

Time Prov 1000 Time Final 1030

Margin of Victory	Avg. Speed	Best Lap Tm	Best Speed	Best Lap by
2.594	72.827	1:50.995	74.598	61 - Walter Popiak

Joshua Underwood, Chief of Timing & Scoring

Orbits

Bob Anderson, Chief Steward / James Shoemaker, Chairman SOM

www.mylaps.com
Licensed to: NER, SCCA

NERRC Kickoff Weekend

Lapchart


Grp 2 - FV,F5,FST,F6,FVCC,FF,NCF

Palmer Motorsports Park 2.300 miles

Race 2 #17-RQ-4901-S

5/7/2017 09:20 AM

Race (15:00 and 1 Laps) started at 9:41:11



Competitors

Laps

	0	1	2	3	4	5	6	7	8	9
Michael Hinkle (22)	1	22	22	22	22	22	22	22	22	22
Walter Popiak (61)	2	61	61	61	61	61	61	61	61	61
Tom Kenney (24)	3	24	24	24	24	24	#07	27	27	27
Chris Barry (#07)	4	#07	#07	#07	#07	#07	27	#07		
David Saggio (27)	5	27	27	27	27	27				



New England Region
NERRC Kickoff Weekend
Official Race Result



NERRC Kickoff Weekend

Grp 2 - FV,F5,FST,F6,FVCC,FF,NCF

Palmer Motorsports Park 2.300 miles

Race 2 #17-RQ-4901-S

5/7/2017 09:20 AM

Race (15:00 and 1 Laps) started at 9:41:11

(22) Michael Hinkle

1	1:55.941	+3.146
2	1:54.331	+1.536
3	1:53.496	+0.701
4	1:52.893	+0.098
5	1:53.405	+0.610
6	1:52.795	
7	1:53.345	+0.550
8	1:54.099	+1.304
9	1:52.938	+0.143

(61) Walter Popiak

1	2:00.796	+9.801
2	1:55.043	+4.048
3	1:54.248	+3.253
4	1:54.135	+3.140
5	1:53.131	+2.136
6	1:52.634	+1.639
7	1:52.738	+1.743
8	1:50.995	
9	1:51.985	+0.990

(27) David Saggio

1	2:02.414	+5.849
2	2:08.868	+12.303
3	1:57.881	+1.316
4	1:59.564	+2.999
5	1:59.371	+2.806
6	2:01.508	+4.943
7	1:58.695	+2.130
8	1:57.444	+0.879
9	1:56.565	

(#07) Chris Barry

1	2:01.926	+7.261
2	2:07.848	+13.183
3	1:56.437	+1.772
4	1:55.798	+1.133
5	1:54.792	+0.127
6	1:54.665	
p7	3:39.782	+1:45.117

(24) Tom Kenney

1	2:00.825	+6.763
2	1:55.140	+1.078
3	1:54.062	
4	1:54.357	+0.295
p5	2:00.087	+6.025

Joshua Underwood, Chief of Timing & Scoring

Orbits

Bob Anderson, Chief Steward / James Shoemaker, Chairman SOM

www.mylaps.com
 Licensed to: NER, SCCA



**New England Region
NERRC Kickoff Weekend
Official Race Result**



NERRC Kickoff Weekend

Sorted on Laps

Grp 3 - ITA,IT7,SM2,STL

Palmer Motorsports Park 2.300 miles

Race 2 #17-RQ-4901-S

5/7/2017 09:40 AM

Race (15:00 and 1 Laps) started at 10:11:01

Pos	No.	Name	Class	Laps	Diff	Total Tm	Best Tm	Make-Model	Sponsor
1	67	Craig McHaffie	STL	10		18:40.972	1:48.536	Mazda MX5/re	Flatout Motorsports
2	71	Peter Arthur John Tonelli	STL	10	3.506	18:44.478	1:51.499	Mazda Miata/F	
3	70	Jimmy Locke	SM2	10	4.421	18:45.393	1:50.800	Mazda Miata/r	NorthEast Earth Mecha
4	#09	Roger Cote	SM2	10	4.600	18:45.572	1:51.442	Mazda miata/v	Ives Motorsports Sp
5	141	Robert Stager	STL	10	10.869	18:51.841	1:51.918	Mazda miata/c	SCDA
6	118	Michael Choe	STL	10	25.333	19:06.305	1:53.394	Mazda Miata/C	SAC Racing
7	#08	Robert Karl Jr.	SM2	10	25.848	19:06.820	1:52.612	Mazda Miata/v	BK Motorsports
8	87	Stephen Pope	ITA	10	34.244	19:15.216	1:52.063	Mazda Miata/F	Pope Design Group
9	45	Andrew Wickline	STL	10	38.824	19:19.796	1:53.860	Mazda miata/s	Rosmar racing. Genese
10	#05	Dwayne Bennett	STL	10	48.517	19:29.489	1:55.190	Mazda Miata/E	LTD Racing
11	7	Cy Peake	STL	10	50.323	19:31.295	1:52.966	Mazda Miata/c	LTD Racing
12	13	Robert Reed	STL	10	50.515	19:31.487	1:52.642	Mazda Miata/C	LTD Racing
13	151	Doug Fisher	STL	10	1:00.565	19:41.537	1:56.213	Mazda Miata/E	Father Daughter Racing
14	86	Mark Wheatley	SM2	10	1:02.507	19:43.479	1:55.746	Mazda Miata/c	
15	14	Keith Knickerbocker	SM2	10	1:04.726	19:45.698	1:56.883	Mazda Miata/t	Knickerbocker by Desig
16	43	Kyle Colbey	ITA	10	1:05.073	19:46.045	1:55.393	Honda CRX Si	Like Father Like Son Ra
17	90	David Colbey	ITA	10	1:05.700	19:46.672	1:54.607	Honda CRX Si	Like Father Like Son Ra
18	#06	Jeff Longo	SM2	10	1:07.371	19:48.343	1:56.815	Mazda Miata/r	LTD Racing / Marbledal
19	77	Daniel Sheppard	IT7	10	1:32.938	20:13.910	1:58.149	Mazda RX7/pu	it7racing.com
20	29	Michael Buccella	IT7	10	1:36.613	20:17.585	1:58.743	Mazda RX7/Ye	1-800-Danno
21	20	Robert Karl	SM2	10	1:37.062	20:18.034	1:59.143	Mazda Miata/v	BK Motorsports
22	177	Chad Mulhall	STL	10	1:40.834	20:21.806	1:56.303	Mazda Miata/E	Van Kleeck's Tire
23	33	Rebecca Harvey	SM2	10	1:44.772	20:25.744	2:00.227	Mazda Miata/E	Road Rebels
24	15	Richard Patullo	IT7	10	1:57.359	20:38.331	1:59.888	Mazda RX7/Ic	
25	35	Paul DeYeso	IT7	9	1 Lap	18:52.070	2:01.731	Mazda RX-7/O	Kid's Inheritance
26	27	Donald Blunt	IT7	9	1 Lap	18:53.554	2:02.274	Mazda rx7/wh	
27	#07	Jason Carroll	IT7	9	1 Lap	18:57.219	1:59.749	Mazda RX-7/w	IT7racing.com
28	135	Dominic Karl	SM2	8	2 Laps	16:13.067	1:55.286	Mazda Miata/F	BK Motorsports
29	#02	Pratt Tanner	SM2	7	3 Laps	14:43.659	1:56.795	Mazda Miata/v	
30	196	Matthew Morin	SM2	7	3 Laps	17:44.881	2:13.214	Mazda Miata/v	Overtime racing
31	#00	Nick Leverone	SM2	7	3 Laps	19:36.350	1:53.494	Mazda Miata/t	Flatout Motorsports
32	96	Matt Rowe	ITA	6	4 Laps	11:24.698	1:52.987	Plymouth Neo	M Squared Racing

Announcements

Time Prov 1032 Time Final 1102

Margin of Victory	Avg. Speed	Best Lap Tm	Best Speed	Best Lap by
3.506	73.864	1:48.536	76.288	67 - Craig McHaffie

Joshua Underwood, Chief of Timing & Scoring

Orbits

Bob Anderson, Chief Steward / James Shoemaker, Chairman SOM

www.mylaps.com
Licensed to: NER, SCCA



**New England Region
NERRC Kickoff Weekend
Official Race Result**



NERRC Kickoff Weekend

Sorted on Laps

Grp 3 - ITA,IT7,SM2,STL

Palmer Motorsports Park 2.300 miles

Race 2 #17-RQ-4901-S

5/7/2017 09:40 AM

Race (15:00 and 1 Laps) started at 10:11:01

Pos	No.	Name	Class	Laps	Diff	Total Tm	Best Tm	Make-Model	Sponsor
IT7									
1	77	Daniel Sheppard	IT7	10		20:13.910	1:58.149	Mazda RX7/pu	it7racing.com
2	29	Michael Buccella	IT7	10	3.675	20:17.585	1:58.743	Mazda RX7/Ye	1-800-Danno
3	15	Richard Patullo	IT7	10	24.421	20:38.331	1:59.888	Mazda RX7/Ic	
4	35	Paul DeYeso	IT7	9	1 Lap	18:52.070	2:01.731	Mazda RX-7/O	Kid's Inheritance
5	27	Donald Blunt	IT7	9	1 Lap	18:53.554	2:02.274	Mazda rx7/wh	
6	#07	Jason Carroll	IT7	9	1 Lap	18:57.219	1:59.749	Mazda RX-7/w	IT7racing.com
ITA									
1	87	Stephen Pope	ITA	10		19:15.216	1:52.063	Mazda Miata/F	Pope Design Group
2	43	Kyle Colbey	ITA	10	30.829	19:46.045	1:55.393	Honda CRX Si	Like Father Like Son Ra
3	90	David Colbey	ITA	10	31.456	19:46.672	1:54.607	Honda CRX Si	Like Father Like Son Ra
4	96	Matt Rowe	ITA	6	4 Laps	11:24.698	1:52.987	Plymouth Neo	M Squared Racing
SM2									
1	70	Jimmy Locke	SM2	10		18:45.393	1:50.800	Mazda Miata/r	NorthEast Earth Mecha
2	#09	Roger Cote	SM2	10	0.179	18:45.572	1:51.442	Mazda miata/v	Ives Motorsports Sp
3	#08	Robert Karl Jr.	SM2	10	21.427	19:06.820	1:52.612	Mazda Miata/y	BK Motorsports
4	86	Mark Wheatley	SM2	10	58.086	19:43.479	1:55.746	Mazda Miata/S	
5	14	Keith Knickerbocker	SM2	10	1:00.305	19:45.698	1:56.883	Mazda Miata/t	Knickerbocker by Desig
6	#06	Jeff Longo	SM2	10	1:02.950	19:48.343	1:56.815	Mazda Miata/r	LTD Racing / Marbledal
7	20	Robert Karl	SM2	10	1:32.641	20:18.034	1:59.143	Mazda Miata/v	BK Motorsports
8	33	Rebecca Harvey	SM2	10	1:40.351	20:25.744	2:00.227	Mazda Miata/E	Road Rebels
9	135	Dominic Karl	SM2	8	2 Laps	16:13.067	1:55.286	Mazda Miata/F	BK Motorsports
10	#02	Pratt Tanner	SM2	7	3 Laps	14:43.659	1:56.795	Mazda Miata/v	
11	196	Matthew Morin	SM2	7	3 Laps	17:44.881	2:13.214	Mazda Miata/v	Overtime racing
12	#00	Nick Leverone	SM2	7	3 Laps	19:36.350	1:53.494	Mazda Miata/t	Flatout Motorsports
STL									
1	67	Craig McHaffie	STL	10		18:40.972	1:48.536	Mazda MX5/re	Flatout Motorsports
2	71	Peter Arthur John Tonelli	STL	10	3.506	18:44.478	1:51.499	Mazda Miata/F	
3	141	Robert Stager	STL	10	10.869	18:51.841	1:51.918	Mazda miata/c	SCDA

Announcements
Time Prov 1032 Time Final 1102

Margin of Victory	Avg. Speed	Best Lap Tm	Best Speed	Best Lap by
3.506	73.864	1:48.536	76.288	67 - Craig McHaffie

Joshua Underwood, Chief of Timing & Scoring Orbits
Bob Anderson, Chief Steward / James Shoemaker, Chairman SOM

Joshua Underwood

www.mylaps.com
Licensed to: NER, SCCA



**New England Region
NERRC Kickoff Weekend
Official Race Result**



NERRC Kickoff Weekend

Sorted on Laps

Grp 3 - ITA,IT7,SM2,STL

Palmer Motorsports Park 2.300 miles

Race 2 #17-RQ-4901-S

5/7/2017 09:40 AM

Race (15:00 and 1 Laps) started at 10:11:01

Pos	No.	Name	Class	Laps	Diff	Total Tm	Best Tm	Make-Model	Sponsor
4	118	Michael Choe	STL	10	25.333	19:06.305	1:53.394	Mazda Miata/C	SAC Racing
5	45	Andrew Wickline	STL	10	38.824	19:19.796	1:53.860	Mazda miata/ε	Rosmar racing. Genese
6	#05	Dwayne Bennett	STL	10	48.517	19:29.489	1:55.190	Mazda Miata/E	LTD Racing
7	7	Cy Peake	STL	10	50.323	19:31.295	1:52.966	Mazda Miata/ç	LTD Racing
8	13	Robert Reed	STL	10	50.515	19:31.487	1:52.642	Mazda Miata/C	LTD Racing
9	151	Doug Fisher	STL	10	1:00.565	19:41.537	1:56.213	Mazda Miata/E	Father Daughter Racing
10	177	Chad Mulhall	STL	10	1:40.834	20:21.806	1:56.303	Mazda Miata/E	Van Kleeck's Tire

Announcements

Time Prov 1032 Time Final 1102

Margin of Victory	Avg. Speed	Best Lap Tm	Best Speed	Best Lap by
3.506	73.864	1:48.536	76.288	67 - Craig McHaffie

Joshua Underwood, Chief of Timing & Scoring

Orbits

Bob Anderson, Chief Steward / James Shoemaker, Chairman SOM

www.mylaps.com
Licensed to: NER, SCCA

NERRC Kickoff Weekend

Lapchart

Grp 3 - ITA,IT7,SM2,STL

Palmer Motorsports Park 2.300 miles

Race 2 #17-RQ-4901-S

5/7/2017 09:40 AM

Race (15:00 and 1 Laps) started at 10:11:01

Competitors	Laps										
	0	1	2	3	4	5	6	7	8	9	10
Craig McHaffie (67)	1	67	67	67	67	67	67	67	67	67	67
Matt Rowe (96)	2	96	#09	71	71	71	71	71	71	71	71
Roger Cote (#09)	3	#09	96	#09	#09	70	70	70	#09	#09	70
Robert Stager (141)	4	141	71	70	70	#09	#09	#09	70	70	#09
Jimmy Locke (70)	5	70	70	96	96	141	141	141	141	141	141
Peter Arthur John Tonelli (71)	6	71	141	141	141	96	96	96	118	118	118
Stephen Pope (87)	7	87	118	118	118	118	118	118	#08	#08	#08
Andrew Wickline (45)	8	45	#08	#08	#08	#08	#08	#08	45	87	87
Michael Choe (118)	9	118	14	45	45	45	45	45	87	45	45
Robert Karl Jr. (#08)	10	#08	45	14	#05	#05	87	87	13	13	13
Doug Fisher (151)	11	151	#05	#05	14	87	#05	#05	#05	#05	7
Mark Wheatley (86)	12	86	151	151	151	14	13	13	7	7	13
Keith Knickerbocker (14)	13	14	86	86	87	151	151	151	151	151	151
Chad Mulhall (177)	14	177	#02	#02	86	177	14	7	14	14	86
Dwayne Bennett (#05)	15	#05	177	177	177	#02	#02	14	#06	86	14
Pratt Tanner (#02)	16	#02	#06	#06	#02	13	#06	#02	86	#06	43
David Colbey (90)	17	90	20	13	#06	86	7	#06	43	43	90
Kyle Colbey (43)	18	43	13	87	13	#06	86	86	135	90	90
Robert Karl (20)	19	20	135	7	7	7	43	43	90	135	77
Rebecca Harvey (33)	20	33	43	20	43	43	90	90	77	77	29
Jeff Longo (#06)	21	#06	90	43	90	90	135	135	20	29	20
Dominic Karl (135)	22	135	87	135	20	135	20	20	29	20	177
Matthew Morin (196)	23	196	7	90	135	20	29	77	33	33	33
Robert Reed (13)	24	13	33	33	33	33	77	29	15	177	15
Cy Peake (7)	25	7	15	29	29	29	33	33	#07	15	35
Richard Patullo (15)	26	15	#07	15	15	77	15	15	177	#07	27
Daniel Sheppard (77)	27	77	29	77	77	15	#07	#07	#02	35	#07
Jason Carroll (#07)	28	#07	77	#07	#07	#07	177	177	35	27	
Michael Buccella (29)	29	29	196	35	35	35	27	27	27		
Donald Blunt (27)	30	27	35	27	27	27	35	35	196		

Joshua Underwood, Chief of Timing & Scoring
 Bob Anderson, Chief Steward / James Shoemaker, Chairman SOM

Orbits

www.mylaps.com
 Licensed to: NER, SCCA



New England Region
NERRC Kickoff Weekend
Official Race Result



NERRC Kickoff Weekend

Grp 3 - ITA,IT7,SM2,STL

Palmer Motorsports Park 2.300 miles

Race 2 #17-RQ-4901-S

5/7/2017 09:40 AM

Race (15:00 and 1 Laps) started at 10:11:01

(#07) Jason Carroll

1	2:06.364	+6.615
2	2:03.063	+3.314
3	2:00.932	+1.183
4	1:59.749	
5	2:01.692	+1.943
6	2:01.744	+1.995
7	2:01.448	+1.699
8	2:11.178	+11.429
9	2:16.830	+17.081

(135) Dominic Karl

1	2:06.723	+11.437
2	2:01.860	+6.574
3	2:00.307	+5.021
4	1:59.743	+4.457
5	1:55.430	+0.144
6	1:56.020	+0.734
7	1:55.286	
p8	2:14.148	+18.862

(#02) Pratt Tanner

1	2:05.818	+9.023
2	1:57.883	+1.088
3	1:58.439	+1.644
4	1:57.019	+0.224
5	1:57.999	+1.204
6	1:56.795	
p7	2:47.118	+50.323

(196) Matthew Morin

1	2:19.095	+5.881
2	2:13.214	
3	2:22.846	+9.632
p4	2:51.772	+38.558
5	2:46.136	+32.922
6	2:22.696	+9.482
p7	2:45.530	+32.316

(#00) Nick Leverone

1	1:57.636	+4.142
2	1:54.192	+0.698
3	1:54.742	+1.248
4	1:54.699	+1.205
5	1:54.184	+0.690
6	1:54.519	+1.025
7	1:53.494	

(96) Matt Rowe

1	1:56.060	+3.073
2	1:54.349	+1.362
3	1:53.423	+0.436
4	1:54.048	+1.061
5	1:53.573	+0.586
6	1:52.987	

Joshua Underwood, Chief of Timing & Scoring

Orbits

Bob Anderson, Chief Steward / James Shoemaker, Chairman SOM

www.mylaps.com
Licensed to: NER, SCCA



**New England Region
NERRC Kickoff Weekend
Official Race Result**



NERRC Kickoff Weekend

Sorted on Best Lap time

Grp 3 - ITA,IT7,SM2,STL

Palmer Motorsports Park 2.300 miles

Race 2 #17-RQ-4901-S

5/7/2017 09:40 AM

Race (15:00 and 1 Laps) started at 10:11:01

Pos	No.	Name	Class	Best Tm	Diff	Best Speed	In Lap	Make-Model	Sponsor
IT7									
1	77	Daniel Sheppard	IT7	1:58.149		70.081	4	Mazda RX7/purple	it7racing.com
2	29	Michael Buccella	IT7	1:58.743	0.594	69.730	3	Mazda RX7/Yellow	1-800-Danno
3	#07	Jason Carroll	IT7	1:59.749	1.600	69.145	4	Mazda RX-7/white/	IT7racing.com
4	15	Richard Patullo	IT7	1:59.888	1.739	69.064	3	Mazda RX7/Ice blu	
5	35	Paul DeYeso	IT7	2:01.731	3.582	68.019	9	Mazda RX-7/Orang	Kid's Inheritance
6	27	Donald Blunt	IT7	2:02.274	4.125	67.717	9	Mazda rx7/white	
ITA									
1	87	Stephen Pope	ITA	1:52.063		73.887	7	Mazda Miata/Red/E	Pope Design Group
2	96	Matt Rowe	ITA	1:52.987	0.924	73.283	6	Plymouth Neon/wh	M Squared Racing
3	90	David Colbey	ITA	1:54.607	2.544	72.247	9	Honda CRX Si/Red	Like Father Like So
4	43	Kyle Colbey	ITA	1:55.393	3.330	71.755	10	Honda CRX Si/Yellc	Like Father Like So
SM2									
1	70	Jimmy Locke	SM2	1:50.800		74.729	8	Mazda Miata/rusty	NorthEast Earth Me
2	#09	Roger Cote	SM2	1:51.442	0.642	74.299	5	Mazda miata/white	Ives Motorsports
3	#08	Robert Karl Jr.	SM2	1:52.612	1.812	73.527	6	Mazda Miata/Yellow	BK Motorsports
4	#00	Nick Leverone	SM2	1:53.494	2.694	72.955	7	Mazda Miata/blue/t	Flatout Motorsport
5	135	Dominic Karl	SM2	1:55.286	4.486	71.821	7	Mazda Miata/Red V	BK Motorsports
6	86	Mark Wheatley	SM2	1:55.746	4.946	71.536	10	Mazda Miata/Silver	
7	#02	Pratt Tanner	SM2	1:56.795	5.995	70.893	6	Mazda Miata/white,	
8	#06	Jeff Longo	SM2	1:56.815	6.015	70.881	7	Mazda Miata/red	LTD Racing / Marbl
9	14	Keith Knickerbocker	SM2	1:56.883	6.083	70.840	7	Mazda Miata/black	Knickerbocker by C
10	20	Robert Karl	SM2	1:59.143	8.343	69.496	9	Mazda Miata/White	BK Motorsports
11	33	Rebecca Harvey	SM2	2:00.227	9.427	68.870	8	Mazda Miata/Blue	Road Rebels
12	196	Matthew Morin	SM2	2:13.214	22.414	62.156	2	Mazda Miata/White	Overtime racing
STL									
1	67	Craig McHaffie	STL	1:48.536		76.288	4	Mazda MX5/red	Flatout Motorsport
2	71	Peter Arthur John Tonelli	STL	1:51.499	2.963	74.261	9	Mazda Miata/Red/E	
3	141	Robert Stager	STL	1:51.918	3.382	73.983	8	Mazda miata/green	SCDA
4	13	Robert Reed	STL	1:52.642	4.106	73.507	7	Mazda Miata/Greer	LTD Racing
5	7	Cy Peake	STL	1:52.966	4.430	73.296	9	Mazda Miata/green	LTD Racing
6	118	Michael Choe	STL	1:53.394	4.858	73.020	5	Mazda Miata/Oranç	SAC Racing
7	45	Andrew Wickline	STL	1:53.860	5.324	72.721	7	Mazda miata/silver,	Rosmar racing. Ger
8	#05	Dwayne Bennett	STL	1:55.190	6.654	71.881	10	Mazda Miata/Black	LTD Racing
9	151	Doug Fisher	STL	1:56.213	7.677	71.248	8	Mazda Miata/Blue/	Father Daughter R
10	177	Chad Mulhall	STL	1:56.303	7.767	71.193	4	Mazda Miata/Blue/	Van Kleeck's Tire

Announcements

Time Prov 1032 Time Final 1102

Joshua Underwood, Chief of Timing & Scoring

Orbits

Bob Anderson, Chief Steward / James Shoemaker, Chairman SOM

www.mylaps.com
Licensed to: NER, SCCA



**New England Region
NERRC Kickoff Weekend
Official Race Result**



NERRC Kickoff Weekend

Sorted on Laps

Grp 4 - FA-B-C-E-M-S,CFC,P1-2,ASR

Palmer Motorsports Park 2.300 miles

Race 2 #17-RQ-4901-S

5/7/2017 10:00 AM

Race (15:00 and 1 Laps) started at 10:40:19

Pos	No.	Name	Class	Laps	Diff	Total Tm	Best Tm	Make-Model	Sponsor
1	82	Matthew Gendron	FA	11		17:54.553	1:36.976	Mazda Pro Ma	Small Fortune Racing P
2	48	Alex Tollefsen	FC	11	1:11.604	19:06.157	1:40.603	Van Diemen/g	
Not classified									
DNS	7	Jonathan Eriksen	P1		DNS			Stohr WF1/Blu	Van Kleeck's Tire

Announcements

Time Prov 1100 Time Final 1130

Margin of Victory	Avg. Speed	Best Lap Tm	Best Speed	Best Lap by
1:11.604	84.761	1:36.976	85.382	82 - Matthew Gendron

Joshua Underwood, Chief of Timing & Scoring

Orbits

Bob Anderson, Chief Steward / James Shoemaker, Chairman SOM

www.mylaps.com
Licensed to: NER, SCCA



**New England Region
NERRC Kickoff Weekend
Official Race Result**



NERRC Kickoff Weekend

Grp 4 - FA-B-C-E-M-S,CFC,P1-2,ASR

Palmer Motorsports Park 2.300 miles

Race 2 #17-RQ-4901-S

5/7/2017 10:00 AM

Race (15:00 and 1 Laps) started at 10:40:19

(82) Matthew Gendron

1	1:40.527	+3.551
2	1:38.140	+1.164
3	1:37.485	+0.509
4	1:37.192	+0.216
5	1:37.098	+0.122
6	1:37.264	+0.288
7	1:37.306	+0.330
8	1:37.685	+0.709
9	1:36.976	
10	1:37.008	+0.032
11	1:37.872	+0.896

(48) Alex Tollefsen

1	1:49.149	+8.546
2	1:46.160	+5.557
3	1:45.463	+4.860
4	1:44.643	+4.040
5	1:44.932	+4.329
6	1:44.420	+3.817
7	1:43.465	+2.862
8	1:42.232	+1.629
9	1:40.603	
10	1:43.996	+3.393
11	1:40.811	+0.208

Joshua Underwood, Chief of Timing & Scoring

Orbits

Bob Anderson, Chief Steward / James Shoemaker, Chairman SOM

www.mylaps.com
Licensed to: NER, SCCA



**New England Region
NERRC Kickoff Weekend
Official Race Result**



NERRC Kickoff Weekend

Sorted on Laps

Grp 5 - SRF,SRF3,EVSR,SPU,E-F-HP,GTL

Palmer Motorsports Park 2.300 miles

Race 2 #17-RQ-4901-S

5/7/2017 10:20 AM

Race (15:00 and 1 Laps) started at 11:08:25

Pos	No.	Name	Class	Laps	Diff	Total Tm	Best Tm	Make-Model	Sponsor
1	72	Steve Introne	SRF3	10		17:22.671	1:43.034	SCCA Enterpri:	IntroneCom.com Black
2	8	Jonathan Emms	SRF3	10	22.902	17:45.573	1:45.765	SCCA Enterpri:	Clockwork Orange Raci
3	97	Jeffrey Swann	SRF3	10	38.564	18:01.235	1:46.081	SCCA Enterpri:	powered by Mobility
4	12	Federico Burgos	SRF3	10	45.420	18:08.091	1:46.745	SCCA ENTERP	BOGUS ENTERPRISES
5	98	J P DeVillars	SRF3	10	45.737	18:08.408	1:46.733	SCCA Enterpri:	BlueWave Racing
6	20	Steve Owens	SRF3	10	49.632	18:12.303	1:48.149	SCCA SRF/Yell	Finish Line Product De
7	4	Scott James	SRF	10	50.804	18:13.475	1:48.098	SCCA Enterpri:	Chicane Racing/Motion
8	17	Don Kahn	SRF	10	51.118	18:13.789	1:48.149	SCCA Enterpri:	
9	69	Mark Saviet	SRF	10	1:06.762	18:29.433	1:48.864	Spec Racer Fo	DADDYLUBE - 'Service
10	85	Chris Andrews	SRF	10	1:06.892	18:29.563	1:48.587	SCCA Enterpri:	
11	71	Peter Arthur John Tonelli	EP	10	1:30.868	18:53.539	1:51.006	Mazda Miata/F	
12	193	Keith Hammitte	EP	9	1 Lap	17:39.350	1:56.081	BMW 325is/re	
13	54	Peter A Lombardo	EP	9	1 Lap	17:40.013	1:55.864	Alfa Romeo Mi	
14	55	Andrew Bairley	SRF	9	1 Lap	17:59.437	1:57.368	SCCA Enterpri:	
15	81	JB Swan	EP	9	1 Lap	18:00.959	1:58.281	Mazda RX-7/bl	R&S Redco
16	18	George Farrar	GTL	9	1 Lap	18:25.853	1:58.662	Mazda miata/t	HOT racing
17	33	Dave Trostle	SRF	8	2 Laps	17:37.583	2:10.119	SCCA Enterpri:	Sterling Acceptance Co
Not classified									
DNS	37	Abhi Ghatak	SRF		DNS			SCCA Enterpri:	Motion Dynamics
DNS	82	Fred White	HP		DNS			Honda CRX/Rc	Hoosier

Announcements

Time Prov 1127 Time Final 1157

New Track Record (1:43.034) for SRF3 by Steve Introne.

Margin of Victory	Avg. Speed	Best Lap Tm	Best Speed	Best Lap by
22.902	79.411	1:43.034	80.362	72 - Steve Introne

Joshua Underwood, Chief of Timing & Scoring

Orbits

Bob Anderson, Chief Steward / James Shoemaker, Chairman SOM

www.mylaps.com
Licensed to: NER, SCCA



**New England Region
NERRC Kickoff Weekend
Official Race Result**



NERRC Kickoff Weekend

Sorted on Laps

Grp 5 - SRF,SRF3,EVSR,SPU,E-F-HP,GTL

Palmer Motorsports Park 2.300 miles

Race 2 #17-RQ-4901-S

5/7/2017 10:20 AM

Race (15:00 and 1 Laps) started at 11:08:25

Pos	No.	Name	Class	Laps	Diff	Total Tm	Best Tm	Make-Model	Sponsor
EP									
1	71	Peter Arthur John Tonelli	EP	10		18:53.539	1:51.006	Mazda Miata/F	
2	193	Keith Hammitte	EP	9	1 Lap	17:39.350	1:56.081	BMW 325is/re	
3	54	Peter A Lombardo	EP	9	1 Lap	17:40.013	1:55.864	Alfa Romeo Mi	
4	81	JB Swan	EP	9	1 Lap	18:00.959	1:58.281	Mazda RX-7/bl	R&S Redco
GTL									
1	18	George Farrar	GTL	9		18:25.853	1:58.662	Mazda miata/t	HOT racing
Not classified									
DNS	82	Fred White	HP		DNS			Honda CRX/Re	Hoosier
SRF									
1	4	Scott James	SRF	10		18:13.475	1:48.098	SCCA Enterpri:	Chicane Racing/Motion
2	17	Don Kahn	SRF	10	0.314	18:13.789	1:48.149	SCCA Enterpri:	
3	69	Mark Saviet	SRF	10	15.958	18:29.433	1:48.864	Spec Racer Fo	DADDYLUBE - 'Service
4	85	Chris Andrews	SRF	10	16.088	18:29.563	1:48.587	SCCA Enterpri:	
5	55	Andrew Bairley	SRF	9	1 Lap	17:59.437	1:57.368	SCCA Enterpri:	
6	33	Dave Trostle	SRF	8	2 Laps	17:37.583	2:10.119	SCCA Enterpri:	Sterling Acceptance Co
Not classified									
DNS	37	Abhi Ghatak	SRF		DNS			SCCA Enterpri:	Motion Dynamics
SRF3									
1	72	Steve Introne	SRF3	10		17:22.671	1:43.034	SCCA Enterpri:	IntroneCom.com Black
2	8	Jonathan Emms	SRF3	10	22.902	17:45.573	1:45.765	SCCA Enterpri:	Clockwork Orange Raci
3	97	Jeffrey Swann	SRF3	10	38.564	18:01.235	1:46.081	SCCA Enterpri:	powered by Mobility
4	12	Federico Burgos	SRF3	10	45.420	18:08.091	1:46.745	SCCA ENTERP	BOGUS ENTERPRISES
5	98	J P DeVillars	SRF3	10	45.737	18:08.408	1:46.733	SCCA Enterpri:	BlueWave Racing
6	20	Steve Owens	SRF3	10	49.632	18:12.303	1:48.149	SCCA SRF/Yell	Finish Line Product Dev

Announcements

Time Prov 1127 Time Final 1157

New Track Record (1:43.034) for SRF3 by Steve Introne.

Margin of Victory	Avg. Speed	Best Lap Tm	Best Speed	Best Lap by
22.902	79.411	1:43.034	80.362	72 - Steve Introne

Joshua Underwood, Chief of Timing & Scoring

Orbits

Bob Anderson, Chief Steward / James Shoemaker, Chairman SOM

www.mylaps.com
Licensed to: NER, SCCA

NERRC Kickoff Weekend

Lapchart


Grp 5 - SRF,SRF3,EVSR,SPU,E-F-HP,GTL

Palmer Motorsports Park 2.300 miles

Race 2 #17-RQ-4901-S

5/7/2017 10:20 AM

Race (15:00 and 1 Laps) started at 11:08:25



Competitors	Laps											
	0	1	2	3	4	5	6	7	8	9	10	
Jonathan Emms (8)	1	8	72	72	72	72	72	72	72	72	72	72
Steve Introne (72)	2	72	8	8	8	8	8	8	8	8	8	8
Jeffrey Swann (97)	3	97	12	12	97	97	97	97	97	97	97	97
Federico Burgos (12)	4	12	97	97	12	12	12	98	98	98	98	12
Steve Owens (20)	5	20	20	20	98	98	98	12	12	12	12	98
J P DeVillars (98)	6	98	98	98	20	20	20	20	20	20	20	20
Scott James (4)	7	4	4	4	4	4	4	4	4	4	4	4
Don Kahn (17)	8	17	17	17	17	17	17	17	17	17	17	17
Mark Saviet (69)	9	69	71	71	69	69	69	69	69	69	69	69
Peter Arthur John Tonelli (71)	10	71	69	69	85	85	85	85	85	85	85	85
Chris Andrews (85)	11	85	85	85	71	71	71	71	71	71	71	71
Keith Hammitte (193)	12	193	193	193	193	193	193	193	193	193	193	193
Peter A Lombardo (54)	13	54	54	54	54	54	54	54	54	54	54	54
Andrew Bairley (55)	14	55	81	81	81	81	81	81	81	81	55	55
George Farrar (18)	15	18	55	55	55	55	55	55	55	55	81	81
JB Swan (81)	16	81	18	18	18	18	18	18	18	18	18	18
Dave Trostle (33)	17	33	33	33	33	33	33	33	33	33	33	33
-	18											
-	19											



New England Region NERRC Kickoff Weekend Official Race Result



NERRC Kickoff Weekend


Grp 5 - SRF,SRF3,EVSR,SPU,E-F-HP,GTL

Palmer Motorsports Park 2.300 miles

Race 2 #17-RQ-4901-S

5/7/2017 10:20 AM

Race (15:00 and 1 Laps) started at 11:08:25



<u>(72) Steve Introne</u>			1	1:52.476	+4.327	3	1:54.594	+3.588	9	1:58.662	
1	1:46.005	+2.971	2	1:49.363	+1.214	4	1:52.221	+1.215	<u>(33) Dave Trostle</u>		
2	1:43.966	+0.932	3	1:50.798	+2.649	5	1:51.904	+0.898	1	2:14.538	+4.419
3	1:43.451	+0.417	4	1:48.783	+0.634	6	1:52.265	+1.259	2	2:11.132	+1.013
4	1:43.034		5	1:48.352	+0.203	7	1:52.622	+1.616	3	2:11.317	+1.198
5	1:44.814	+1.780	6	1:48.500	+0.351	8	1:52.149	+1.143	4	2:10.450	+0.331
6	1:43.150	+0.116	7	1:48.681	+0.532	9	1:52.440	+1.434	5	2:12.163	+2.044
7	1:44.127	+1.093	8	1:48.396	+0.247	10	1:57.729	+6.723	6	2:13.907	+3.788
8	1:45.369	+2.335	9	1:48.149		<u>(193) Keith Hammitte</u>			7	2:10.205	+0.086
9	1:45.141	+2.107	10	1:48.388	+0.239	1	2:00.407	+4.326	8	2:10.119	
10	1:43.594	+0.560	<u>(4) Scott James</u>			2	1:58.411	+2.330			
<u>(8) Jonathan Emms</u>			1	1:53.376	+5.278	3	1:57.917	+1.836			
1	1:47.805	+2.040	2	1:49.046	+0.948	4	1:58.410	+2.329			
2	1:45.893	+0.128	3	1:50.351	+2.253	5	1:56.884	+0.803			
3	1:45.765		4	1:48.868	+0.770	6	1:56.244	+0.163			
4	1:45.944	+0.179	5	1:48.592	+0.494	7	1:56.081				
5	1:46.343	+0.578	6	1:48.098		8	1:56.542	+0.461			
6	1:46.884	+1.119	7	1:48.805	+0.707	9	1:56.546	+0.465			
7	1:45.869	+0.104	8	1:48.474	+0.376	<u>(54) Peter A Lombardo</u>					
8	1:46.821	+1.056	9	1:48.697	+0.599	1	2:00.907	+5.043			
9	1:47.937	+2.172	10	1:48.294	+0.196	2	1:58.627	+2.763			
10	1:46.312	+0.547	<u>(17) Don Kahn</u>			3	1:57.717	+1.853			
<u>(97) Jeffrey Swann</u>			1	1:53.376	+5.227	4	1:58.546	+2.682			
1	1:52.230	+6.149	2	1:49.321	+1.172	5	1:57.321	+1.457			
2	1:48.965	+2.884	3	1:50.192	+2.043	6	1:56.102	+0.238			
3	1:50.335	+4.254	4	1:49.340	+1.191	7	1:56.146	+0.282			
4	1:47.827	+1.746	5	1:48.149		8	1:56.830	+0.966			
5	1:47.048	+0.967	6	1:48.180	+0.031	9	1:55.864				
6	1:47.631	+1.550	7	1:48.783	+0.634	<u>(55) Andrew Bairley</u>					
7	1:46.980	+0.899	8	1:48.421	+0.272	1	2:07.496	+10.128			
8	1:46.081		9	1:48.442	+0.293	2	2:00.655	+3.287			
9	1:46.909	+0.828	10	1:48.554	+0.405	3	1:58.194	+0.826			
10	1:46.979	+0.898	<u>(69) Mark Saviet</u>			4	1:57.368				
<u>(12) Federico Burgos</u>			1	1:55.730	+6.866	5	1:57.599	+0.231			
1	1:51.803	+5.058	2	1:50.746	+1.882	6	1:58.166	+0.798			
2	1:48.980	+2.235	3	1:50.337	+1.473	7	1:59.282	+1.914			
3	1:51.068	+4.323	4	1:48.864		8	1:59.717	+2.349			
4	1:48.535	+1.790	5	1:49.273	+0.409	9	1:58.227	+0.859			
5	1:48.312	+1.567	6	1:50.510	+1.646	<u>(81) JB Swan</u>					
6	1:48.614	+1.869	7	1:52.304	+3.440	1	2:03.009	+4.728			
7	1:47.005	+0.260	8	1:49.915	+1.051	2	1:58.674	+0.393			
8	1:47.423	+0.678	9	1:49.755	+0.891	3	1:58.484	+0.203			
9	1:46.745		10	1:50.592	+1.728	4	1:58.663	+0.382			
10	1:49.276	+2.531	<u>(85) Chris Andrews</u>			5	1:58.281				
<u>(98) J P DeVillars</u>			1	1:56.462	+7.875	6	1:59.057	+0.776			
1	1:52.613	+5.880	2	1:51.496	+2.909	7	2:00.491	+2.210			
2	1:49.517	+2.784	3	1:51.673	+3.086	8	2:00.256	+1.975			
3	1:49.972	+3.239	4	1:50.780	+2.193	9	2:01.072	+2.791			
4	1:48.975	+2.242	5	1:49.983	+1.396	<u>(18) George Farrar</u>					
5	1:47.670	+0.937	6	1:49.712	+1.125	1	2:09.672	+11.010			
6	1:47.335	+0.602	7	1:49.994	+1.407	2	2:04.098	+5.436			
7	1:47.673	+0.940	8	1:48.909	+0.322	3	2:02.127	+3.465			
8	1:46.733		9	1:48.587		4	2:00.548	+1.886			
9	1:47.104	+0.371	10	1:50.238	+1.651	5	2:00.274	+1.612			
10	1:50.104	+3.371	<u>(71) Peter Arthur John Tonelli</u>			6	2:02.154	+3.492			
<u>(20) Steve Owens</u>			1	1:55.017	+4.011	7	2:01.415	+2.753			
1	1:52.613	+5.880	2	1:51.006		8	2:04.046	+5.384			

Joshua Underwood, Chief of Timing & Scoring

Orbits

Bob Anderson, Chief Steward / James Shoemaker, Chairman SOM

www.mylaps.com
Licensed to: NER, SCCA



**New England Region
NERRC Kickoff Weekend
Official Race Result**



NERRC Kickoff Weekend

Sorted on Best Lap time

Grp 5 - SRF,SRF3,EVSR,SPU,E-F-HP,GTL

Palmer Motorsports Park 2.300 miles

Race 2 #17-RQ-4901-S

5/7/2017 10:20 AM

Race (15:00 and 1 Laps) started at 11:08:25

Pos	No.	Name	Class	Best Tm	Diff	Best Speed	In Lap	Make-Model	Sponsor
EP									
1	71	Peter Arthur John Tonelli	EP	1:51.006		74.591	2	Mazda Miata/Red/E	
2	54	Peter A Lombardo	EP	1:55.864	4.858	71.463	9	Alfa Romeo Milano,	
3	193	Keith Hammitte	EP	1:56.081	5.075	71.330	7	BMW 325is/red	
4	81	JB Swan	EP	1:58.281	7.275	70.003	5	Mazda RX-7/blue	R&S Redco
GTL									
1	18	George Farrar	GTL	1:58.662		69.778	9	Mazda miata/blue	HOT racing
Not classified									
DNS	82	Fred White	HP			-	0	Honda CRX/Red/W	Hoosier
SRF									
1	4	Scott James	SRF	1:48.098		76.597	6	SCCA Enterprises S	Chicane Racing/Mo
2	17	Don Kahn	SRF	1:48.149	0.051	76.561	5	SCCA Enterprises S	
3	85	Chris Andrews	SRF	1:48.587	0.489	76.252	9	SCCA Enterprises S	
4	69	Mark Saviet	SRF	1:48.864	0.766	76.058	4	Spec Racer Ford/bl	DADDYLUBE - 'Sen
5	55	Andrew Bairley	SRF	1:57.368	9.270	70.547	4	SCCA Enterprises S	
6	33	Dave Trostle	SRF	2:10.119	22.021	63.634	8	SCCA Enterprises S	Sterling Acceptanc
Not classified									
DNS	37	Abhi Ghatak	SRF			-	0	SCCA Enterprises S	Motion Dynamics
SRF3									
1	72	Steve Introne	SRF3	1:43.034		80.362	4	SCCA Enterprises S	IntroneCom.com E
2	8	Jonathan Emms	SRF3	1:45.765	2.731	78.287	3	SCCA Enterprises S	Clockwork Orange
3	97	Jeffrey Swann	SRF3	1:46.081	3.047	78.054	8	SCCA Enterprises S	powered by Mobile
4	98	J P DeVillars	SRF3	1:46.733	3.699	77.577	8	SCCA Enterprises S	BlueWave Racing
5	12	Federico Burgos	SRF3	1:46.745	3.711	77.568	9	SCCA ENTERPRISE	BOGUS ENTERPRISE
6	20	Steve Owens	SRF3	1:48.149	5.115	76.561	9	SCCA SRF/Yellow/E	Finish Line Product

Announcements

Time Prov 1127 Time Final 1157

New Track Record (1:43.034) for SRF3 by Steve Introne.

Joshua Underwood, Chief of Timing & Scoring

Orbits

Bob Anderson, Chief Steward / James Shoemaker, Chairman SOM

www.mylaps.com
Licensed to: NER, SCCA



**New England Region
NERRC Kickoff Weekend
Official Race Result**



NERRC Kickoff Weekend

Sorted on Laps

Grp 6 - SM,ITB-C,T3-4,BSpec,ITEZ,SM5,SSM

Palmer Motorsports Park 2.300 miles

Race 2 #17-RQ-4901-S

5/7/2017 10:40 AM

Race (15:00 and 1 Laps) started at 11:36:30

Pos	No.	Name	Class	Laps	Diff	Total Tm	Best Tm	Make-Model	Sponsor
1	18	Evan Karl	SM	10		18:26.962	1:50.151	Mazda Miata/v	BK Motorsports
2	80	Richard Astacio	SM	10	10.398	18:37.360	1:50.873	Mazda Spec M	Astacio Plumbing
3	70	Jimmy Locke	SM	10	16.585	18:43.547	1:50.786	Mazda Miata/r	NorthEast Earth Mecha
4	#00	Nick Leverone	SM	10	22.437	18:49.399	1:51.304	Mazda Miata/t	Flatout Motorsports
5	141	Robert Stager	SM	10	24.587	18:51.549	1:51.560	Mazda miata/c	SCDA
6	118	Michael Choe	SM	10	34.254	19:01.216	1:53.005	Mazda Miata/C	SAC Racing
7	45	Andrew Wickline	SM	10	35.504	19:02.466	1:52.546	Mazda miata/s	Rosmar racing. Genese
8	13	Robert Reed	SM	10	40.163	19:07.125	1:52.603	Mazda Miata/C	LTD Racing
9	11	Richard Bennett	SM	10	46.117	19:13.079	1:53.505	Mazda Miata/F	
10	95	Kenneth Payson	T4	10	48.219	19:15.181	1:52.600	Mazda Miata/r	Hoosier Red Line Oil f
11	115	Robby Smolinski Jr.	ITEZ	10	49.351	19:16.313	1:51.222	Chevrolet Corv	
12	#05	Dwayne Bennett	SM	10	49.968	19:16.930	1:54.421	Mazda Miata/E	LTD Racing
13	7	Cy Peake	SM	10	1:01.378	19:28.340	1:54.328	Mazda Miata/c	LTD Racing
14	151	Doug Fisher	SM	10	1:01.607	19:28.569	1:54.336	Mazda Miata/E	Father Daughter Racing
15	86	Mark Wheatley	SSM	10	1:02.065	19:29.027	1:55.025	Mazda Miata/S	
16	2	Nat Wentworth	ITB	10	1:03.956	19:30.918	1:55.387	Volkswagen G	Eriksson Industries
17	#06	Jeff Longo	SM	10	1:13.087	19:40.049	1:56.223	Mazda Miata/r	LTD Racing / Marbledal
18	17	Jason Benagh	ITB	10	1:14.017	19:40.979	1:55.898	Volkswagen G	
19	#02	Pratt Tanner	SM	10	1:16.080	19:43.042	1:56.128	Mazda Miata/v	
20	176	Alfred Candito	SM	10	1:28.087	19:55.049	1:57.042	Mazda Miata/v	
21	33	Rebecca Harvey	SM	10	1:45.525	20:12.487	1:59.084	Mazda Miata/E	Road Rebels
22	31	Jacob Hart	ITB	10	1:53.697	20:20.659	1:56.591	Volkswagen G	Precision Motorsports
23	14	Christopher S. Mosley	B-Spec	9	1 Lap	19:35.403	2:02.067	Honda Fit/Cop	
24	43	John Williamson	SM	9	1 Lap	20:26.770	2:02.531	Mazda Miata/E	Flatout Motorsports In
25	55	Dan Scully	ITB	9	1 Lap	20:29.365	2:13.747	Volvo 142/blac	Scully Architects

Announcements

Time Prov 1157 Time Final 1227
 New Track Record (1:55.025) for SSM by Mark Wheatley.
 New Track Record (2:02.067) for B-Spec by Christopher S. Mosley.
 New Track Record (1:51.222) for ITEZ by Robby Smolinski Jr..

Margin of Victory	Avg. Speed	Best Lap Tm	Best Speed	Best Lap by
10.398	74.799	1:50.151	75.170	18 - Evan Karl

Joshua Underwood, Chief of Timing & Scoring

Orbits

Bob Anderson, Chief Steward / James Shoemaker, Chairman SOM

www.mylaps.com
 Licensed to: NER, SCCA



**New England Region
NERRC Kickoff Weekend
Official Race Result**



NERRC Kickoff Weekend

Sorted on Laps

Grp 6 - SM,ITB-C,T3-4,BSpec,ITEZ,SM5,SSM

Palmer Motorsports Park 2.300 miles

Race 2 #17-RQ-4901-S

5/7/2017 10:40 AM

Race (15:00 and 1 Laps) started at 11:36:30

Pos	No.	Name	Class	Laps	Diff	Total Tm	Best Tm	Make-Model	Sponsor
B-Spec									
1	14	Christopher S. Mosley	B-Spec	9		19:35.403	2:02.067	Honda Fit/Cop	
ITB									
1	2	Nat Wentworth	ITB	10		19:30.918	1:55.387	Volkswagen G	Eriksson Industries
2	17	Jason Benagh	ITB	10	10.061	19:40.979	1:55.898	Volkswagen G	
3	31	Jacob Hart	ITB	10	49.741	20:20.659	1:56.591	Volkswagen G	Precision Motorsports
4	55	Dan Scully	ITB	9	1 Lap	20:29.365	2:13.747	Volvo 142/blac	Scully Architects
ITEZ									
1	115	Robby Smolinski Jr.	ITEZ	10		19:16.313	1:51.222	Chevrolet Corv	
SM									
1	18	Evan Karl	SM	10		18:26.962	1:50.151	Mazda Miata/v	BK Motorsports
2	80	Richard Astacio	SM	10	10.398	18:37.360	1:50.873	Mazda Spec M	Astacio Plumbing
3	70	Jimmy Locke	SM	10	16.585	18:43.547	1:50.786	Mazda Miata/r	NorthEast Earth Mecha
4	#00	Nick Leverone	SM	10	22.437	18:49.399	1:51.304	Mazda Miata/t	Flatout Motorsports
5	141	Robert Stager	SM	10	24.587	18:51.549	1:51.560	Mazda miata/c	SCDA
6	118	Michael Choe	SM	10	34.254	19:01.216	1:53.005	Mazda Miata/C	SAC Racing
7	45	Andrew Wickline	SM	10	35.504	19:02.466	1:52.546	Mazda miata/s	Rosmar racing. Genese
8	13	Robert Reed	SM	10	40.163	19:07.125	1:52.603	Mazda Miata/C	LTD Racing
9	11	Richard Bennett	SM	10	46.117	19:13.079	1:53.505	Mazda Miata/F	
10	#05	Dwayne Bennett	SM	10	49.968	19:16.930	1:54.421	Mazda Miata/E	LTD Racing
11	7	Cy Peake	SM	10	1:01.378	19:28.340	1:54.328	Mazda Miata/c	LTD Racing
12	151	Doug Fisher	SM	10	1:01.607	19:28.569	1:54.336	Mazda Miata/E	Father Daughter Racing
13	#06	Jeff Longo	SM	10	1:13.087	19:40.049	1:56.223	Mazda Miata/r	LTD Racing / Marbledal
14	#02	Pratt Tanner	SM	10	1:16.080	19:43.042	1:56.128	Mazda Miata/v	
15	176	Alfred Candito	SM	10	1:28.087	19:55.049	1:57.042	Mazda Miata/v	
16	33	Rebecca Harvey	SM	10	1:45.525	20:12.487	1:59.084	Mazda Miata/E	Road Rebels
17	43	John Williamson	SM	9	1 Lap	20:26.770	2:02.531	Mazda Miata/E	Flatout Motorsports In
SSM									

Announcements

Time Prov 1157 Time Final 1227
 New Track Record (1:55.025) for SSM by Mark Wheatley.
 New Track Record (2:02.067) for B-Spec by Christopher S. Mosley.
 New Track Record (1:51.222) for ITEZ by Robby Smolinski Jr..

Margin of Victory	Avg. Speed	Best Lap Tm	Best Speed	Best Lap by
10.398	74.799	1:50.151	75.170	18 - Evan Karl

Joshua Underwood, Chief of Timing & Scoring

Orbits

Bob Anderson, Chief Steward / James Shoemaker, Chairman SOM

www.mylaps.com
 Licensed to: NER, SCCA



**New England Region
NERRC Kickoff Weekend
Official Race Result**



NERRC Kickoff Weekend

Sorted on Laps

Grp 6 - SM,ITB-C,T3-4,BSpec,ITEZ,SM5,SSM

Palmer Motorsports Park 2.300 miles

Race 2 #17-RQ-4901-S

5/7/2017 10:40 AM

Race (15:00 and 1 Laps) started at 11:36:30

Pos	No.	Name	Class	Laps	Diff	Total Tm	Best Tm	Make-Model	Sponsor
1	86	Mark Wheatley	SSM	10		19:29.027	1:55.025	Mazda Miata/S	
T4									
1	95	Kenneth Payson	T4	10		19:15.181	1:52.600	Mazda Miata/r	Hoosier Red Line Oil f

Announcements

- Time Prov 1157 Time Final 1227
- New Track Record (1:55.025) for SSM by Mark Wheatley.
- New Track Record (2:02.067) for B-Spec by Christopher S. Mosley.
- New Track Record (1:51.222) for ITEZ by Robby Smolinski Jr..

Margin of Victory	Avg. Speed	Best Lap Tm	Best Speed	Best Lap by
10.398	74.799	1:50.151	75.170	18 - Evan Karl

Joshua Underwood, Chief of Timing & Scoring

Orbits

Bob Anderson, Chief Steward / James Shoemaker, Chairman SOM

www.mylaps.com
Licensed to: NER, SCCA
Page 2/2

NERRC Kickoff Weekend

Lapchart


Grp 6 - SM,ITB-C,T3-4,BSpec,ITEZ,SM5,SSM

Palmer Motorsports Park 2.300 miles

Race 2 #17-RQ-4901-S

5/7/2017 10:40 AM

Race (15:00 and 1 Laps) started at 11:36:30



Competitors	Laps											
	0	1	2	3	4	5	6	7	8	9	10	
Evan Karl (18)	1	18	18	18	18	18	18	18	18	18	18	18
Jimmy Locke (70)	2	70	70	70	70	70	70	80	80	80	80	80
Robert Stager (141)	3	141	80	80	80	80	80	70	70	70	70	70
Richard Astacio (80)	4	80	141	141	141	141	141	141	#00	#00	#00	#00
Kenneth Payson (95)	5	95	118	118	118	118	#00	#00	141	141	141	141
Michael Choe (118)	6	118	95	95	95	95	#00	118	118	118	118	118
Robby Smolinski Jr. (115)	7	115	45	#00	#00	#00	45	45	45	45	45	45
Andrew Wickline (45)	8	45	#00	45	45	45	95	95	95	13	13	13
Doug Fisher (151)	9	151	#05	#05	#05	#05	11	13	13	95	95	11
Nat Wentworth (2)	10	2	151	151	11	11	13	11	11	11	11	95
Richard Bennett (11)	11	11	11	11	13	13	#05	#05	#05	#05	#05	115
Jeff Longo (#06)	12	#06	115	13	151	151	151	151	151	115	115	#05
Dwayne Bennett (#05)	13	#05	13	86	86	86	86	86	115	151	151	7
Mark Wheatley (86)	14	86	86	2	2	2	2	115	86	86	7	151
Alfred Candito (176)	15	176	2	115	115	115	115	2	2	7	86	86
Pratt Tanner (#02)	16	#02	#02	#06	#06	7	7	7	7	2	2	2
Nick Leverone (#00)	17	#00	#06	7	7	#06	#06	#06	#06	#06	#06	#06
Rebecca Harvey (33)	18	33	7	#02	17	17	17	17	17	17	17	17
Jason Benagh (17)	19	17	33	17	#02	#02	#02	#02	#02	#02	#02	#02
Jacob Hart (31)	20	31	176	33	31	31	31	31	176	176	176	176
Robert Reed (13)	21	13	17	31	176	176	176	176	31	33	33	33
Christopher S. Mosley (14)	22	14	31	176	33	33	33	33	33	31	31	31
Cy Peake (7)	23	7	14	14	14	14	14	14	14	14	14	14
Dan Scully (55)	24	55	43	43	43	43	43	43	55	55	43	43
John Williamson (43)	25	43	55	55	55	55	55	55	43	43	55	55

Joshua Underwood, Chief of Timing & Scoring

Bob Anderson, Chief Steward / James Shoemaker, Chairman SOM

Orbits

www.mylaps.com
Licensed to: NER, SCCA



New England Region NERRC Kickoff Weekend Official Race Result



NERRC Kickoff Weekend


Grp 6 - SM,ITB-C,T3-4,BSpec,ITEZ,SM5,SSM

Palmer Motorsports Park 2.300 miles

Race 2 #17-RQ-4901-S

5/7/2017 10:40 AM

Race (15:00 and 1 Laps) started at 11:36:30



(18) Evan Karl			1 1:55.475 +2.470	3 1:57.423 +6.201	5 1:55.564 +0.177	7 2:01.370 +2.286	
			2 1:54.332 +1.327	4 1:55.845 +4.623	6 1:56.271 +0.884	8 2:03.629 +4.545	
1 1:51.855 +1.704	3 1:53.005	5 1:54.961 +3.739	7 1:56.406 +1.019	9 1:56.423 +1.036	10 2:00.505 +1.421		
2 1:50.154 +0.003	6 1:53.618 +2.396	8 1:52.102 +0.880	10 1:55.525 +0.138	(31) Jacob Hart			
3 1:50.261 +0.110	9 1:54.351 +1.346	10 1:51.222				1 2:04.370 +7.779	
4 1:50.151	(#05) Dwayne Bennett			1 2:04.590 +8.367			
5 1:50.808 +0.657	1 1:59.315 +4.894			2 1:59.023 +2.800			
6 1:50.954 +0.803	2 1:54.918 +0.497			3 1:57.077 +0.854			
7 1:50.235 +0.084	3 1:54.421			4 1:56.679 +0.456			
8 1:50.685 +0.534	4 1:54.633 +0.212			5 1:56.223			
9 1:51.352 +1.201	5 1:56.931 +2.510			6 1:56.927 +0.704			
10 1:50.507 +0.356	6 1:54.713 +0.292			7 1:56.640 +0.417			
(45) Andrew Wickline			7 1:54.808 +0.387			8 2:00.338 +3.747	
1 1:58.190 +5.644			8 1:54.486 +0.065			9 2:03.335 +6.744	
2 1:54.701 +2.155			9 1:54.455 +0.034			10 2:04.695 +8.104	
3 1:53.201 +0.655			10 1:55.600 +1.179			1 2:05.119 +8.528	
4 1:52.986 +0.440			(#06) Jeff Longo			2 2:04.370 +7.779	
5 1:53.033 +0.487			1 2:04.590 +8.367			3 1:59.986 +3.395	
6 1:52.546			2 1:59.023 +2.800			4 1:58.530 +1.939	
7 1:53.961 +1.415			3 1:57.077 +0.854			5 1:59.476 +2.885	
8 1:53.719 +1.173			4 1:56.679 +0.456			6 2:00.338 +3.747	
9 1:54.320 +1.774			5 1:56.223			7 2:03.335 +6.744	
10 1:54.564 +2.018			6 1:56.927 +0.704			8 2:04.695 +8.104	
(80) Richard Astacio			(7) Cy Peake			9 2:04.079 +7.488	
1 1:53.562 +2.689			1 2:02.336 +8.008			10 2:05.119 +8.528	
2 1:50.873			2 1:59.274 +4.946			(14) Christopher S. Mosley	
3 1:50.913 +0.040			3 1:56.908 +2.580			1 2:06.362 +4.295	
4 1:51.092 +0.219			4 1:55.578 +1.250			2 2:02.067	
5 1:52.555 +1.682			5 1:55.576 +1.248			3 2:03.921 +1.854	
6 1:51.311 +0.438			6 1:55.015 +0.687			4 2:04.819 +2.752	
7 1:51.178 +0.305			7 1:54.415 +0.087			5 2:03.945 +1.878	
8 1:51.903 +1.030			8 1:54.328			6 2:27.818 +25.751	
9 1:52.282 +1.409			9 1:54.847 +0.519			7 2:30.562 +28.495	
10 1:51.426 +0.553			10 1:55.249 +0.921			8 2:06.031 +3.964	
(70) Jimmy Locke			(151) Doug Fisher			9 2:05.488 +3.421	
1 1:52.084 +1.298			1 2:01.046 +6.710			(43) John Williamson	
2 1:50.786			2 1:54.336			1 2:07.345 +4.814	
3 1:51.400 +0.614			3 1:56.919 +2.583			2 2:03.753 +1.222	
4 1:51.612 +0.826			4 1:55.808 +1.472			3 2:02.639 +0.108	
5 1:51.657 +0.871			5 1:55.081 +0.745			4 2:02.531	
6 1:51.997 +1.211			6 1:55.810 +1.474			5 2:04.045 +1.514	
7 1:52.155 +1.369			7 1:56.210 +1.874			6 2:27.092 +24.561	
8 1:52.286 +1.500			8 1:56.172 +1.836			7 3:25.798 +1:23.267	
9 1:52.622 +1.836			9 1:56.866 +2.530			8 2:03.062 +0.531	
10 1:56.832 +6.046			10 1:58.570 +4.234			9 2:04.587 +2.056	
(#00) Nick Leverone			(86) Mark Wheatley			(55) Dan Scully	
1 1:57.555 +6.251			1 2:03.688 +8.663			1 2:17.690 +3.943	
2 1:53.026 +1.722			2 1:55.483 +0.458			2 2:14.905 +1.158	
3 1:52.268 +0.964			3 1:55.176 +0.151			3 2:14.616 +0.869	
4 1:52.500 +1.196			4 1:57.042			4 2:15.507 +1.760	
5 1:52.220 +0.916			5 1:58.840 +1.798			5 2:16.697 +2.950	
6 1:52.621 +1.317			6 1:58.866 +1.824			6 2:19.061 +5.314	
7 1:51.567 +0.263			7 2:00.043 +3.001			7 2:16.512 +2.765	
8 1:51.519 +0.215			8 1:58.262 +1.220			8 2:14.857 +1.110	
9 1:51.607 +0.303			9 1:58.167 +1.125			9 2:13.747	
10 1:51.304			10 1:57.596 +0.554			(176) Alfred Candito	
(141) Robert Stager			(2) Nat Wentworth			1 2:04.673 +7.631	
1 1:54.192 +2.632			1 2:04.911 +9.524			2 2:01.099 +4.057	
2 1:55.749 +4.189			2 1:57.175 +1.788			3 1:58.840 +1.798	
3 1:52.300 +0.740			3 1:55.606 +0.219			4 1:57.042	
4 1:52.325 +0.765			4 1:55.711 +0.324			5 1:58.866 +1.824	
5 1:52.821 +1.261						6 2:00.043 +3.001	
6 1:52.544 +0.984						7 1:58.262 +1.220	
7 1:52.811 +1.251						8 1:58.167 +1.125	
8 1:55.183 +3.623						9 1:57.596 +0.554	
9 1:51.820 +0.260						10 1:57.386 +0.344	
10 1:51.560						(33) Rebecca Harvey	
(118) Michael Choe			(95) Kenneth Payson			1 2:04.178 +5.094	
			1 1:56.609 +4.009			2 2:00.927 +1.843	
			2 1:54.280 +1.680			3 1:59.264 +0.180	
			3 1:52.600			4 1:59.264 +0.180	
			4 1:53.053 +0.453			5 1:59.084	
			5 1:56.553 +3.953			6 1:59.780 +0.696	
			6 1:55.065 +2.465				
			7 1:57.831 +5.231				
			8 1:56.955 +4.355				
			9 1:55.286 +2.686				
			10 1:56.349 +3.749				
			(115) Robby Smolinski Jr.				
			1 2:04.335 +13.113				
			2 1:59.265 +8.043				

Joshua Underwood, Chief of Timing & Scoring

Orbits

Bob Anderson, Chief Steward / James Shoemaker, Chairman SOM

www.mylaps.com
Licensed to: NER, SCCA



**New England Region
NERRC Kickoff Weekend
Official Race Result**



NERRC Kickoff Weekend

Sorted on Best Lap time

Grp 6 - SM,ITB-C,T3-4,BSpec,ITEZ,SM5,SSM

Palmer Motorsports Park 2.300 miles

Race 2 #17-RQ-4901-S

5/7/2017 10:40 AM

Race (15:00 and 1 Laps) started at 11:36:30

Pos	No.	Name	Class	Best Tm	Diff	Best Speed	In Lap	Make-Model	Sponsor
B-Spec									
1	14	Christopher S. Mosley	B-Spec	2:02.067		67.832	2	Honda Fit/Copper	
ITB									
1	2	Nat Wentworth	ITB	1:55.387		71.759	9	Volkswagen Golf/Bl	Eriksson Industries
2	17	Jason Benagh	ITB	1:55.898	0.511	71.442	7	Volkswagen Golf/re	
3	31	Jacob Hart	ITB	1:56.591	1.204	71.017	3	Volkswagen Golf/Ye	Precision Motorspo
4	55	Dan Scully	ITB	2:13.747	18.360	61.908	9	Volvo 142/black	Scully Architects
ITEZ									
1	115	Robby Smolinski Jr.	ITEZ	1:51.222		74.446	10	Chevrolet Corvette,	
SM									
1	18	Evan Karl	SM	1:50.151		75.170	4	Mazda Miata/White	BK Motorsports
2	70	Jimmy Locke	SM	1:50.786	0.635	74.739	2	Mazda Miata/rusty	NorthEast Earth Me
3	80	Richard Astacio	SM	1:50.873	0.722	74.680	2	Mazda Spec Miata/	Astacio Plumbing
4	#00	Nick Leverone	SM	1:51.304	1.153	74.391	10	Mazda Miata/blue/l	Flatout Motorsport:
5	141	Robert Stager	SM	1:51.560	1.409	74.220	10	Mazda miata/green	SCDA
6	45	Andrew Wickline	SM	1:52.546	2.395	73.570	6	Mazda miata/silver,	Rosmar racing. Ger
7	13	Robert Reed	SM	1:52.603	2.452	73.533	4	Mazda Miata/Greer	LTD Racing
8	118	Michael Choe	SM	1:53.005	2.854	73.271	3	Mazda Miata/Oranç	SAC Racing
9	11	Richard Bennett	SM	1:53.505	3.354	72.948	10	Mazda Miata/Red/t	
10	7	Cy Peake	SM	1:54.328	4.177	72.423	8	Mazda Miata/green	LTD Racing
11	151	Doug Fisher	SM	1:54.336	4.185	72.418	2	Mazda Miata/Blue/'	Father Daughter R:
12	#05	Dwayne Bennett	SM	1:54.421	4.270	72.364	3	Mazda Miata/Black	LTD Racing
13	#02	Pratt Tanner	SM	1:56.128	5.977	71.301	7	Mazda Miata/white,	
14	#06	Jeff Longo	SM	1:56.223	6.072	71.242	5	Mazda Miata/red	LTD Racing / Marbl
15	176	Alfred Candito	SM	1:57.042	6.891	70.744	4	Mazda Miata/white	
16	33	Rebecca Harvey	SM	1:59.084	8.933	69.531	5	Mazda Miata/Blue	Road Rebels
17	43	John Williamson	SM	2:02.531	12.380	67.575	4	Mazda Miata/Blue-(Flatout Motorsport:
SSM									
1	86	Mark Wheatley	SSM	1:55.025		71.984	5	Mazda Miata/Silver	
T4									
1	95	Kenneth Payson	T4	1:52.600		73.535	3	Mazda Miata/red	Hoosier Red Line (

Announcements

- Time Prov 1157 Time Final 1227
- New Track Record (1:55.025) for SSM by Mark Wheatley.
- New Track Record (2:02.067) for B-Spec by Christopher S. Mosley.
- New Track Record (1:51.222) for ITEZ by Robby Smolinski Jr..

Joshua Underwood, Chief of Timing & Scoring

Orbits

Bob Anderson, Chief Steward / James Shoemaker, Chairman SOM

Joshua Underwood

www.mylaps.com
Licensed to: NER, SCCA



**New England Region
NERRC Kickoff Weekend
Official Contingency Result**



NERRC Kickoff Weekend

Sorted on Laps

Grp 1 - GT1-2-3,SPO,AS,T1-2,ITE-R-S,STU

Palmer Motorsports Park 2.300 miles

Race 3 #17-RQ-4901-S

5/7/2017 01:00 PM

Race started at 13:12:51

Pos	No.	Name	Class	Laps	Diff	Total Tm	Best Tm	Make-Model	Sponsor
1	87	Joe Nolette	T1	10		43:19.599	1:43.429	BMW M3/Blue	
2	153	Stephen Tise	T1	10	6.860	43:26.459	1:45.514	Ford Mustang	Direct Tire and Larin Ai
3	73	Mark Ketenci	ITR	10	18.821	43:38.420	1:48.319	BMW 328 ci/bl	3D Autoworks
4	84	John Branscombe	ITE	10	21.488	43:41.087	1:49.162	Mazda Rx7/Sil	
5	0	Zachary Kelly	ITR	10	27.137	43:46.736	1:51.473	BMW 323ci/Ye	Precision Motorsports
6	13	Pasquale Bruno	T1	10	27.486	43:47.085	1:50.819	Cadillac CTS-V	Crowflight Developmer
7	126	William Hendrix	T2	10	29.375	43:48.974	1:51.185	Nissan 350z/re	
8	31	Bill Spargo	ITR	10	31.068	43:50.667	1:50.709	Honda S2000/	Spargo Machine Produ
9	80	Maurizio Cerasoli	GT2	10	32.109	43:51.708	1:51.018	Porsche 944 T	MCRacing
10	47	Blaine Stine	SPO	10	40.863	44:00.462	1:54.503	Porsche 997/r	
11	27	Scott Simpson	ITE	10	41.206	44:00.805	1:52.231	Porsche 911 R	
12	10	Chip Williams	T2	10	50.137	44:09.736	1:57.279	Nissan 350z/B	
13	44	Joe Stadelmann	ITS	10	54.607	44:14.206	1:57.515	Porsche 944S/	
14	17	Glenn Every	ITS	10	1:04.531	44:24.130	2:00.089	Miata Miata/R	
15	48	Duncan Milne	AS	10	1:12.146	44:31.745	2:00.891	Ford Mustang/	na
16	93	Glenn Kurkjian	ITE	10	10 Laps	0.074		Chevrolet Cor	Tool & Equipment Conr
17	96	Theresa Condict	ITR	10	10 Laps	0.616		Acura RSX Typ	

Not classified

DNS	3	Ann Lamport Hammitte	ITR		DNS			BMW M3/red	
DNS	30	Thomas Kelly	ITR		DNS			BMW 328i/Yell	Precision Motorsports/f

Announcements

Time Prov 1357 Time Final 1427

Margin of Victory	Avg. Speed	Best Lap Tm	Best Speed	Best Lap by
6.860	31.851	1:43.429	80.055	87 - Joe Nolette

Joshua Underwood, Chief of Timing & Scoring


Orbits

Bob Anderson, Chief Steward / James Shoemaker, Chairman SOM

www.mylaps.com
Licensed to: NER, SCCA



**New England Region
NERRC Kickoff Weekend
Official Contingency Result**



NERRC Kickoff Weekend

Sorted on Laps

Grp 1 - GT1-2-3,SPO,AS,T1-2,ITE-R-S,STU

Palmer Motorsports Park 2.300 miles

Race 3 #17-RQ-4901-S

5/7/2017 01:00 PM

Race started at 13:12:51

Pos	No.	Name	Class	Laps	Diff	Total Tm	Best Tm	Make-Model	Sponsor
AS									
1	48	Duncan Milne	AS	10		44:31.745	2:00.891	Ford Mustang/	na
GT2									
1	80	Maurizio Cerasoli	GT2	10		43:51.708	1:51.018	Porsche 944 T	MCRacing
ITE									
1	84	John Branscombe	ITE	10		43:41.087	1:49.162	Mazda Rx7/Sil	
2	27	Scott Simpson	ITE	10	19.718	44:00.805	1:52.231	Porsche 911 R	
3	93	Glenn Kurkjian	ITE	10	10 Laps	0.074		Chevrolet Corv	Tool & Equipment Contr
ITR									
1	73	Mark Ketenci	ITR	10		43:38.420	1:48.319	BMW 328 ci/bl	3D Autoworks
2	0	Zachary Kelly	ITR	10	8.316	43:46.736	1:51.473	BMW 323ci/Ye	Precision Motorsports
3	31	Bill Spargo	ITR	10	12.247	43:50.667	1:50.709	Honda S2000/	Spargo Machine Produ
4	96	Theresa Condict	ITR	10	10 Laps	0.616		Acura RSX Typ	
Not classified									
DNS	3	Ann Lamport Hammitte	ITR		DNS			BMW M3/red	
DNS	30	Thomas Kelly	ITR		DNS			BMW 328i/Yell	Precision Motorsports/f
ITS									
1	44	Joe Stadelmann	ITS	10		44:14.206	1:57.515	Porsche 944S/	
2	17	Glenn Every	ITS	10	9.924	44:24.130	2:00.089	Miata Miata/Rc	
SPO									
1	47	Blaine Stine	SPO	10		44:00.462	1:54.503	Porsche 997/r	
T1									
1	87	Joe Nolette	T1	10		43:19.599	1:43.429	BMW M3/Blue	
2	153	Stephen Tise	T1	10	6.860	43:26.459	1:45.514	Ford Mustang	Direct Tire and Larin A
3	13	Pasquale Bruno	T1	10	27.486	43:47.085	1:50.819	Cadillac CTS-V	Crowflight Developer

Announcements

Time Prov 1357 Time Final 1427

Margin of Victory	Avg. Speed	Best Lap Tm	Best Speed	Best Lap by
6.860	31.851	1:43.429	80.055	87 - Joe Nolette

Joshua Underwood, Chief of Timing & Scoring

Orbits

Bob Anderson, Chief Steward / James Shoemaker, Chairman SOM

www.mylaps.com
Licensed to: NER, SCCA



**New England Region
NERRC Kickoff Weekend
Official Contingency Result**



NERRC Kickoff Weekend

Sorted on Laps


Grp 1 - GT1-2-3,SPO,AS,T1-2,ITE-R-S,STU

Palmer Motorsports Park 2.300 miles

Race 3 #17-RQ-4901-S

5/7/2017 01:00 PM

Race started at 13:12:51



Pos	No.	Name	Class	Laps	Diff	Total Tm	Best Tm	Make-Model	Sponsor
-----	-----	------	-------	------	------	----------	---------	------------	---------

T2

1	126	William Hendrix	T2	10		43:48.974	1:51.185	Nissan 350z/rt	
2	10	Chip Williams	T2	10	20.762	44:09.736	1:57.279	Nissan 350z/B	

Announcements

Time Prov 1357 Time Final 1427

Margin of Victory	Avg. Speed	Best Lap Tm	Best Speed	Best Lap by
6.860	31.851	1:43.429	80.055	87 - Joe Nolette

Joshua Underwood, Chief of Timing & Scoring

Orbits

Bob Anderson, Chief Steward / James Shoemaker, Chairman SOM

www.mylaps.com
Licensed to: NER, SCCA

NERRC Kickoff Weekend

Lapchart


Grp 1 - GT1-2-3,SPO,AS,T1-2,ITE-R-S,STU

Palmer Motorsports Park 2.300 miles

Race 3 #17-RQ-4901-S

5/7/2017 01:00 PM

Race started at 13:12:51



Competitors

Laps

	0	1	2	3	4	5	6	7	8	9	10
Joe Nolette (87)	1	87	87	87	87	87	87	87	87	87	87
Glenn Kurkjian (93)	2	93	153	153	153	153	153	153	153	153	153
Stephen Tise (153)	3	153	73	73	84	73	73	73	73	73	73
Mark Ketenci (73)	4	73	84	84	73	84	84	84	84	84	84
Theresa Condict (96)	5	96	0	0	0	0	0	0	0	0	0
John Branscombe (84)	6	84	13	13	13	13	13	13	13	13	13
Zachary Kelly (0)	7	0	31	126	126	126	126	126	126	126	126
Bill Spargo (31)	8	31	126	31	31	31	31	31	31	31	31
Pasquale Bruno (13)	9	13	47	47	47	47	47	47	80	80	80
William Hendrix (126)	10	126	10	10	10	10	10	10	47	47	47
Blaine Stine (47)	11	47	44	80	80	80	80	80	10	27	27
Scott Simpson (27)	12	27	80	44	44	44	44	44	27	10	10
Joe Stadelmann (44)	13	44	27	27	27	27	27	27	44	44	44
Chip Williams (10)	14	10	17	48	48	48	48	48	17	17	17
Maurizio Cerasoli (80)	15	80	48	17	17	17	17	48	48	48	48
Duncan Milne (48)	16	48									
Glenn Every (17)	17	17									
-	18										
-	19										



New England Region
NERRC Kickoff Weekend
Official Contingency Result



NERRC Kickoff Weekend

Grp 1 - GT1-2-3,SPO,AS,T1-2,ITE-R-S,STU

Palmer Motorsports Park 2.300 miles

Race 3 #17-RQ-4901-S

5/7/2017 01:00 PM

Race started at 13:12:51

(87) Joe Nolette			1	1:57.142	+6.323	3	2:51.738	+59.507
1	1:45.828	+2.399	2	1:57.883	+7.064	4	4:08.203	+2:15.972
2	1:47.979	+4.550	3	2:58.864	+1:08.045	5	4:39.286	+2:47.055
3	3:17.824	+1:34.395	4	4:05.142	+2:14.323	p6	5:21.999	+3:29.768
4	4:02.407	+2:18.978	5	4:39.770	+2:48.951	7	17:05.265	+15:13.034
5	4:39.198	+2:55.769	p6	5:07.850	+3:17.031	8	1:56.741	+4.510
p6	5:03.349	+3:19.920	7	17:23.550	+15:32.731	9	1:54.187	+1.956
7	17:31.226	+15:47.797	8	1:52.992	+2.173	10	1:52.231	
8	1:44.023	+0.594	9	1:50.819		(10) Chip Williams		
9	1:43.429		10	1:51.361	+0.542	1	2:01.911	+4.632
10	1:44.336	+0.907	(126) William Hendrix			2	1:57.943	+0.664
(153) Stephen Tise			1	1:59.294	+8.109	3	2:56.754	+59.475
1	1:47.505	+1.991	2	1:56.341	+5.156	4	4:06.727	+2:09.448
2	1:46.624	+1.110	3	2:59.006	+1:07.821	5	4:39.441	+2:42.162
3	3:17.358	+1:31.844	4	4:05.704	+2:14.519	p6	5:26.642	+3:29.363
4	4:03.130	+2:17.616	5	4:39.983	+2:48.798	7	17:02.795	+15:05.516
5	4:39.058	+2:53.544	p6	5:06.180	+3:14.995	8	1:57.279	
6	5:02.597	+3:17.083	7	17:24.628	+15:33.443	9	1:59.625	+2.346
7	17:31.599	+15:46.085	8	1:52.736	+1.551	10	1:57.656	+0.377
8	1:46.264	+0.750	9	1:51.185		(44) Joe Stadelmann		
9	1:45.514		10	1:52.061	+0.876	1	2:04.119	+6.604
10	1:46.496	+0.982	(31) Bill Spargo			2	2:02.968	+5.453
(73) Mark Ketenci			1	1:59.537	+8.828	3	2:51.790	+54.275
1	1:49.204	+0.885	2	1:58.372	+7.663	4	4:07.814	+2:10.299
2	1:51.589	+3.270	3	2:57.747	+1:07.038	5	4:39.385	+2:41.870
3	3:12.368	+1:24.049	4	4:06.334	+2:15.625	p6	5:23.355	+3:25.840
4	4:03.433	+2:15.114	5	4:39.662	+2:48.953	7	17:04.738	+15:07.223
5	4:39.600	+2:51.281	6	5:05.119	+3:14.410	8	1:57.515	
6	4:59.976	+3:11.657	7	17:25.660	+15:34.951	9	1:59.445	+1.930
7	17:33.058	+15:44.739	8	1:53.260	+2.551	10	2:00.127	+2.612
8	1:48.319		9	1:50.709		(17) Glenn Every		
9	1:48.769	+0.450	10	1:52.673	+1.964	1	2:06.510	+6.421
10	1:51.686	+3.367	(80) Maurizio Cerasoli			2	2:04.470	+4.381
(84) John Branscombe			1	2:04.123	+13.105	3	2:50.619	+50.530
1	1:52.843	+3.681	2	1:56.202	+5.184	4	4:08.684	+2:08.595
2	1:59.452	+10.290	3	2:56.883	+1:05.865	5	4:39.955	+2:39.866
3	3:00.184	+1:11.022	4	4:07.099	+2:16.081	p6	7:30.320	+5:30.231
4	4:04.993	+2:15.831	5	4:39.386	+2:48.368	7	14:56.362	+12:56.273
5	4:39.144	+2:49.982	p6	5:25.277	+3:34.259	8	2:00.462	+0.373
6	5:01.377	+3:12.215	7	17:03.410	+15:12.392	9	2:00.089	
7	17:31.786	+15:42.624	8	1:52.744	+1.726	10	2:01.944	+1.855
8	1:49.162		9	1:51.018		(48) Duncan Milne		
9	1:49.450	+0.288	10	1:52.155	+1.137	1	2:08.765	+7.874
10	1:51.882	+2.720	(47) Blaine Stine			2	2:00.891	
(0) Zachary Kelly			1	2:00.610	+6.107	3	2:52.013	+51.122
1	1:56.738	+5.265	2	1:57.231	+2.728	4	4:08.098	+2:07.207
2	1:56.147	+4.674	3	2:58.345	+1:03.842	5	4:40.462	+2:39.571
3	3:00.892	+1:09.419	4	4:06.498	+2:11.995	6	5:18.509	+3:17.618
4	4:05.226	+2:13.753	5	4:39.550	+2:45.047	7	17:10.111	+15:09.220
5	4:39.368	+2:47.895	6	5:07.481	+3:12.978	8	2:02.631	+1.740
p6	5:08.845	+3:17.372	7	17:22.372	+15:27.869	9	2:02.584	+1.693
7	17:22.981	+15:31.508	8	1:55.320	+0.817	10	2:04.037	+3.146
8	1:51.777	+0.304	9	1:54.503		(27) Scott Simpson		
9	1:51.473		10	1:56.200	+1.697	1	2:05.229	+12.998
10	1:52.143	+0.670	(27) Scott Simpson			2	2:03.485	+11.254
(13) Pasquale Bruno			1	2:05.229	+12.998			
			2	2:03.485	+11.254			

Joshua Underwood, Chief of Timing & Scoring

Orbits

Bob Anderson, Chief Steward / James Shoemaker, Chairman SOM

Joshua Underwood

www.mylaps.com
Licensed to: NER, SCCA



**New England Region
NERRC Kickoff Weekend
Official Contingency Result**



NERRC Kickoff Weekend

Sorted on Best Lap time

Grp 1 - GT1-2-3,SPO,AS,T1-2,ITE-R-S,STU

Palmer Motorsports Park 2.300 miles

Race 3 #17-RQ-4901-S

5/7/2017 01:00 PM

Race started at 13:12:51

Pos	No.	Name	Class	Best Tm	Diff	Best Speed	In Lap	Make-Model	Sponsor
AS									
1	48	Duncan Milne	AS	2:00.891		68.491	2	Ford Mustang/blacl	na
GT2									
1	80	Maurizio Cerasoli	GT2	1:51.018		74.583	9	Porsche 944 Turbo,	MCRacing
ITE									
1	84	John Branscombe	ITE	1:49.162		75.851	8	Mazda Rx7/Silver	
2	27	Scott Simpson	ITE	1:52.231	3.069	73.776	10	Porsche 911 RSR/B	
3	93	Glenn Kurkjian	ITE			-	0	Chevrolet Corvette	Tool & Equipment (
ITR									
1	73	Mark Ketenci	ITR	1:48.319		76.441	8	BMW 328 ci/blue	3D Autoworks
2	31	Bill Spargo	ITR	1:50.709	2.390	74.791	9	Honda S2000/Whit	Spargo Machine Pr
3	0	Zachary Kelly	ITR	1:51.473	3.154	74.278	9	BMW 323ci/Yellow	Precision Motorspo
4	96	Theresa Condict	ITR			-	0	Acura RSX Type S/	
Not classified									
DNS	3	Ann Lamport Hammitte	ITR			-	0	BMW M3/red	
DNS	30	Thomas Kelly	ITR			-	0	BMW 328i/Yellow/E	Precision Motorspo
ITS									
1	44	Joe Stadelmann	ITS	1:57.515		70.459	8	Porsche 944S/Oran	
2	17	Glenn Every	ITS	2:00.089	2.574	68.949	9	Miata Miata/Red	
SPO									
1	47	Blaine Stine	SPO	1:54.503		72.313	9	Porsche 997/red/w	
T1									
1	87	Joe Nolette	T1	1:43.429		80.055	9	BMW M3/Blue	
2	153	Stephen Tise	T1	1:45.514	2.085	78.473	9	Ford Mustang GT/S	Direct Tire and Lar
3	13	Pasquale Bruno	T1	1:50.819	7.390	74.716	9	Cadillac CTS-V/Blac	Crowflight Develop
T2									
1	126	William Hendrix	T2	1:51.185		74.470	9	Nissan 350z/red	
2	10	Chip Williams	T2	1:57.279	6.094	70.601	8	Nissan 350z/BLACK	

Announcements

Time Prov 1357 Time Final 1427

Joshua Underwood, Chief of Timing & Scoring

Orbits

Bob Anderson, Chief Steward / James Shoemaker, Chairman SOM

www.mylaps.com
Licensed to: NER, SCCA



**New England Region
NERRC Kickoff Weekend
Official Contingency Result**



NERRC Kickoff Weekend

Sorted on Laps

Grp 2 - FV,F5,FST,F6,FVCC,FF,NCF

Palmer Motorsports Park 2.300 miles

Race 3 #17-RQ-4901-S

5/7/2017 01:30 PM

Race (20:00 and 1 Laps) started at 14:08:45

Pos	No.	Name	Class	Laps	Diff	Total Tm	Best Tm	Make-Model	Sponsor
1	61	Walter Popiak	FV	12		22:43.062	1:52.112	CITATION 95v	LANGLAIS GROUP
2	24	Tom Kenney	FV	12	30.955	23:14.017	1:52.337	Speed Sport F	Philly
3	#07	Chris Barry	FV	12	31.060	23:14.122	1:52.441	citation Formu	
4	27	David Saggio	FV	12	1:08.996	23:52.058	1:55.045	Mysterian M2/	
5	22	Michael Hinkle	FV	7	5 Laps	14:01.292	1:52.703	BRD AFV02/Ye	Yes Please

Announcements

Time Prov 1432 Time Final 1502

Margin of Victory	Avg. Speed	Best Lap Tm	Best Speed	Best Lap by
30.955	72.895	1:52.112	73.855	61 - Walter Popiak

Joshua Underwood, Chief of Timing & Scoring

Orbits

Bob Anderson, Chief Steward / James Shoemaker, Chairman SOM

www.mylaps.com
Licensed to: NER, SCCA

NERRC Kickoff Weekend

Lapchart


Grp 2 - FV,F5,FST,F6,FVCC,FF,NCF

Palmer Motorsports Park 2.300 miles

Race 3 #17-RQ-4901-S

5/7/2017 01:30 PM

Race (20:00 and 1 Laps) started at 14:08:45



Competitors

Laps

	0	1	2	3	4	5	6	7	8	9	10	11	12	
Michael Hinkle (22)	1	22	22	22	22	22	61	61	61	61	61	61	61	
Walter Popiak (61)	2	61	61	61	61	61	22	22	24	#07	#07	#07	24	24
David Saggio (27)	3	27	27	27	27	24	24	24	#07	24	24	24	#07	#07
Chris Barry (#07)	4	#07	24	24	24	#07	#07	#07	27	27	27	27	27	27
Tom Kenney (24)	5	24	#07	#07	#07	27	27	27	22					



New England Region
NERRC Kickoff Weekend
Official Contingency Result



NERRC Kickoff Weekend

Grp 2 - FV,F5,FST,F6,FVCC,FF,NCF

Palmer Motorsports Park 2.300 miles

Race 3 #17-RQ-4901-S

5/7/2017 01:30 PM

Race (20:00 and 1 Laps) started at 14:08:45

(61) Walter Popiak	5	1:53.882	+1.179
1	1:55.740	+3.628	
2	1:53.177	+1.065	
3	1:52.965	+0.853	
4	1:52.192	+0.080	
5	1:52.609	+0.497	
6	1:52.666	+0.554	
7	1:52.243	+0.131	
8	1:53.306	+1.194	
9	1:52.112		
10	1:54.722	+2.610	
11	1:54.234	+2.122	
12	1:56.904	+4.792	

(24) Tom Kenney	p7	2:36.469	+43.766
1	2:03.343	+11.006	
2	1:58.574	+6.237	
3	1:57.656	+5.319	
4	1:57.653	+5.316	
5	1:56.836	+4.499	
6	1:55.846	+3.509	
7	1:55.491	+3.154	
8	1:55.455	+3.118	
9	1:53.767	+1.430	
10	1:53.576	+1.239	
11	1:52.544	+0.207	
12	1:52.337		

(#07) Chris Barry			
1	2:03.851	+11.410	
2	1:59.203	+6.762	
3	1:57.000	+4.559	
4	1:58.645	+6.204	
5	1:56.117	+3.676	
6	1:55.464	+3.023	
7	1:55.890	+3.449	
8	1:54.568	+2.127	
9	1:53.773	+1.332	
10	1:53.237	+0.796	
11	1:53.230	+0.789	
12	1:52.441		

(27) David Saggio			
1	2:01.151	+6.106	
2	1:59.334	+4.289	
3	1:59.425	+4.380	
4	1:59.688	+4.643	
5	1:57.601	+2.556	
6	1:56.185	+1.140	
7	1:55.045		
8	1:55.765	+0.720	
9	2:08.143	+13.098	
10	2:00.320	+5.275	
11	1:59.631	+4.586	
12	1:59.284	+4.239	

(22) Michael Hinkle			
1	1:54.981	+2.278	
2	1:53.500	+0.797	
3	1:52.792	+0.089	
4	1:52.703		

Joshua Underwood, Chief of Timing & Scoring

Orbits

Bob Anderson, Chief Steward / James Shoemaker, Chairman SOM

Joshua Underwood

www.mylaps.com
 Licensed to: NER, SCCA



**New England Region
NERRC Kickoff Weekend
Official Contingency Result**



NERRC Kickoff Weekend

Sorted on Laps

Grp 3 - ITA,IT7,SM2,STL

Palmer Motorsports Park 2.300 miles

Race 3 #17-RQ-4901-S

5/7/2017 02:00 PM

Race (20:00 and 1 Laps) started at 14:42:17

Pos	No.	Name	Class	Laps	Diff	Total Tm	Best Tm	Make-Model	Sponsor
1	#09	Roger Cote	SM2	12		22:28.083	1:51.564	Mazda miata/v	Ives Motorsports
2	#00	Nick Leverone	SM2	12	3.773	22:31.856	1:50.823	Mazda Miata/t	Flatout Motorsports
3	71	Peter Arthur John Tonelli	STL	12	4.362	22:32.445	1:51.423	Mazda Miata/F	
4	70	Jimmy Locke	SM2	12	12.032	22:40.115	1:51.696	Mazda Miata/r	NorthEast Earth Mecha
5	87	Stephen Pope	ITA	12	20.172	22:48.255	1:52.372	Mazda Miata/F	Pope Design Group
6	#08	Robert Karl Jr.	SM2	12	23.841	22:51.924	1:53.097	Mazda Miata/y	BK Motorsports
7	141	Robert Stager	STL	12	24.397	22:52.480	1:53.459	Mazda miata/c	SCDA
8	118	Michael Choe	STL	12	25.624	22:53.707	1:52.834	Mazda Miata/C	SAC Racing
9	45	Andrew Wickline	STL	12	45.604	23:13.687	1:54.625	Mazda miata/s	Rosmar racing. Genese
10	43	Kyle Colbey	ITA	12	49.162	23:17.245	1:55.033	Honda CRX Si	Like Father Like Son Ra
11	86	Mark Wheatley	SM2	12	57.429	23:25.512	1:55.317	Mazda Miata/s	
12	14	Keith Knickerbocker	SM2	12	58.916	23:26.999	1:55.687	Mazda Miata/t	Knickerbocker by Desig
13	90	David Colbey	ITA	12	59.932	23:28.015	1:55.936	Honda CRX Si	Like Father Like Son Ra
14	177	Chad Mulhall	STL	12	1:00.218	23:28.301	1:54.654	Mazda Miata/E	Van Kleeck's Tire
15	13	Robert Reed	STL	12	1:05.613	23:33.696	1:52.869	Mazda Miata/C	LTD Racing
16	135	Dominic Karl	SM2	12	1:07.594	23:35.677	1:56.499	Mazda Miata/F	BK Motorsports
17	#02	Pratt Tanner	SM2	12	1:08.152	23:36.235	1:56.077	Mazda Miata/v	
18	151	Doug Fisher	STL	12	1:08.281	23:36.364	1:56.443	Mazda Miata/E	Father Daughter Racing
19	7	Cy Peake	STL	12	1:09.599	23:37.682	1:52.758	Mazda Miata/c	LTD Racing
20	20	Robert Karl	SM2	12	1:23.245	23:51.328	1:57.425	Mazda Miata/v	BK Motorsports
21	77	Daniel Sheppard	IT7	12	1:25.885	23:53.968	1:57.269	Mazda RX7/pu	it7racing.com
22	33	Rebecca Harvey	SM2	12	1:32.259	24:00.342	1:58.490	Mazda Miata/E	Road Rebels
23	#07	Jason Carroll	IT7	12	1:49.700	24:17.783	1:58.806	Mazda RX-7/w	IT7racing.com
24	15	Richard Patullo	IT7	12	1:51.153	24:19.236	1:58.802	Mazda RX7/Ic	
25	29	Michael Buccella	IT7	12	1:51.374	24:19.457	1:58.646	Mazda RX7/Ye	1-800-Danno
26	35	Paul DeYeso	IT7	11	1 Lap	22:35.019	2:00.451	Mazda RX-7/O	Kid's Inheritance
27	27	Donald Blunt	IT7	11	1 Lap	22:35.833	2:00.417	Mazda rx7/wh	
28	96	Matt Rowe	ITA	3	9 Laps	5:43.786	1:51.880	Plymouth Neo	M Squared Racing
29	67	Craig McHaffie	STL	3	9 Laps	5:45.854	1:50.725	Mazda MX5/re	Flatout Motorsports

Not classified

DNS	#05	Dwayne Bennett	STL		DNS			Mazda Miata/E	LTD Racing
DNS	#06	Jeff Longo	SM2		DNS			Mazda Miata/r	LTD Racing / Marbledal

Announcements

Time Prov 1506 Time Final 1540

Margin of Victory	Avg. Speed	Best Lap Tm	Best Speed	Best Lap by
3.773	73.705	1:50.725	74.780	67 - Craig McHaffie

Joshua Underwood, Chief of Timing & Scoring

Orbits

Bob Anderson, Chief Steward / James Shoemaker, Chairman SOM

www.mylaps.com

Licensed to: NER, SCCA

Page 1/2



**New England Region
NERRC Kickoff Weekend
Official Contingency Result**



NERRC Kickoff Weekend

Sorted on Laps

Grp 3 - ITA,IT7,SM2,STL

Palmer Motorsports Park 2.300 miles

Race 3 #17-RQ-4901-S

5/7/2017 02:00 PM

Race (20:00 and 1 Laps) started at 14:42:17

Pos	No.	Name	Class	Laps	Diff	Total Tm	Best Tm	Make-Model	Sponsor
DNS	196	Matthew Morin	SM2		DNS			Mazda Miata/v	Overtime racing

Announcements

Time Prov 1506 Time Final 1540

Margin of Victory	Avg. Speed	Best Lap Tm	Best Speed	Best Lap by
3.773	73.705	1:50.725	74.780	67 - Craig McHaffie

Joshua Underwood, Chief of Timing & Scoring

Orbits

Bob Anderson, Chief Steward / James Shoemaker, Chairman SOM

www.mylaps.com
Licensed to: NER, SCCA



**New England Region
NERRC Kickoff Weekend
Official Contingency Result**



NERRC Kickoff Weekend

Sorted on Laps

Grp 3 - ITA,IT7,SM2,STL

Palmer Motorsports Park 2.300 miles

Race 3 #17-RQ-4901-S

5/7/2017 02:00 PM

Race (20:00 and 1 Laps) started at 14:42:17

Pos	No.	Name	Class	Laps	Diff	Total Tm	Best Tm	Make-Model	Sponsor
IT7									
1	77	Daniel Sheppard	IT7	12		23:53.968	1:57.269	Mazda RX7/pu	it7racing.com
2	#07	Jason Carroll	IT7	12	23.815	24:17.783	1:58.806	Mazda RX-7/w	IT7racing.com
3	15	Richard Patullo	IT7	12	25.268	24:19.236	1:58.802	Mazda RX7/Icr	
4	29	Michael Buccella	IT7	12	25.489	24:19.457	1:58.646	Mazda RX7/Ye	1-800-Danno
5	35	Paul DeYeso	IT7	11	1 Lap	22:35.019	2:00.451	Mazda RX-7/O	Kid's Inheritance
6	27	Donald Blunt	IT7	11	1 Lap	22:35.833	2:00.417	Mazda rx7/wh	
ITA									
1	87	Stephen Pope	ITA	12		22:48.255	1:52.372	Mazda Miata/F	Pope Design Group
2	43	Kyle Colbey	ITA	12	28.990	23:17.245	1:55.033	Honda CRX Si	Like Father Like Son Ra
3	90	David Colbey	ITA	12	39.760	23:28.015	1:55.936	Honda CRX Si	Like Father Like Son Ra
4	96	Matt Rowe	ITA	3	9 Laps	5:43.786	1:51.880	Plymouth Neo	M Squared Racing
SM2									
1	#09	Roger Cote	SM2	12		22:28.083	1:51.564	Mazda miata/v	Ives Motorsports Sp
2	#00	Nick Leverone	SM2	12	3.773	22:31.856	1:50.823	Mazda Miata/t	Flatout Motorsports
3	70	Jimmy Locke	SM2	12	12.032	22:40.115	1:51.696	Mazda Miata/r	NorthEast Earth Mecha
4	#08	Robert Karl Jr.	SM2	12	23.841	22:51.924	1:53.097	Mazda Miata/y	BK Motorsports
5	86	Mark Wheatley	SM2	12	57.429	23:25.512	1:55.317	Mazda Miata/s	
6	14	Keith Knickerbocker	SM2	12	58.916	23:26.999	1:55.687	Mazda Miata/t	Knickerbocker by Desig
7	135	Dominic Karl	SM2	12	1:07.594	23:35.677	1:56.499	Mazda Miata/F	BK Motorsports
8	#02	Pratt Tanner	SM2	12	1:08.152	23:36.235	1:56.077	Mazda Miata/v	
9	20	Robert Karl	SM2	12	1:23.245	23:51.328	1:57.425	Mazda Miata/v	BK Motorsports
10	33	Rebecca Harvey	SM2	12	1:32.259	24:00.342	1:58.490	Mazda Miata/E	Road Rebels
Not classified									
DNS	#06	Jeff Longo	SM2		DNS			Mazda Miata/r	LTD Racing / Marbleda
DNS	196	Matthew Morin	SM2		DNS			Mazda Miata/v	Overtime racing
STL									
1	71	Peter Arthur John Tonelli	STL	12		22:32.445	1:51.423	Mazda Miata/F	

Announcements
Time Prov 1506 Time Final 1540

Margin of Victory	Avg. Speed	Best Lap Tm	Best Speed	Best Lap by
3.773	73.705	1:50.725	74.780	67 - Craig McHaffie

Joshua Underwood, Chief of Timing & Scoring

Orbits

Bob Anderson, Chief Steward / James Shoemaker, Chairman SOM

www.mylaps.com
Licensed to: NER, SCCA



**New England Region
NERRC Kickoff Weekend
Official Contingency Result**



NERRC Kickoff Weekend

Sorted on Laps

Grp 3 - ITA,IT7,SM2,STL

Palmer Motorsports Park 2.300 miles

Race 3 #17-RQ-4901-S

5/7/2017 02:00 PM

Race (20:00 and 1 Laps) started at 14:42:17

Pos	No.	Name	Class	Laps	Diff	Total Tm	Best Tm	Make-Model	Sponsor
2	141	Robert Stager	STL	12	20.035	22:52.480	1:53.459	Mazda miata/ç	SCDA
3	118	Michael Choe	STL	12	21.262	22:53.707	1:52.834	Mazda Miata/C	SAC Racing
4	45	Andrew Wickline	STL	12	41.242	23:13.687	1:54.625	Mazda miata/s	Rosmar racing. Genese
5	177	Chad Mulhall	STL	12	55.856	23:28.301	1:54.654	Mazda Miata/E	Van Kleeck's Tire
6	13	Robert Reed	STL	12	1:01.251	23:33.696	1:52.869	Mazda Miata/C	LTD Racing
7	151	Doug Fisher	STL	12	1:03.919	23:36.364	1:56.443	Mazda Miata/E	Father Daughter Racing
8	7	Cy Peake	STL	12	1:05.237	23:37.682	1:52.758	Mazda Miata/ç	LTD Racing
9	67	Craig McHaffie	STL	3	9 Laps	5:45.854	1:50.725	Mazda MX5/re	Flatout Motorsports

Not classified

DNS	#05	Dwayne Bennett	STL		DNS			Mazda Miata/E	LTD Racing
-----	-----	----------------	-----	--	-----	--	--	---------------	------------

Announcements

Time Prov 1506 Time Final 1540

Margin of Victory	Avg. Speed	Best Lap Tm	Best Speed	Best Lap by
3.773	73.705	1:50.725	74.780	67 - Craig McHaffie

Joshua Underwood, Chief of Timing & Scoring

Orbits

Bob Anderson, Chief Steward / James Shoemaker, Chairman SOM

www.mylaps.com
Licensed to: NER, SCCA

NERRC Kickoff Weekend

Lapchart

Grp 3 - ITA,IT7,SM2,STL

Palmer Motorsports Park 2.300 miles

Race 3 #17-RQ-4901-S

5/7/2017 02:00 PM

Race (20:00 and 1 Laps) started at 14:42:17

Competitors	Laps													
	0	1	2	3	4	5	6	7	8	9	10	11	12	
Craig McHaffie (67)	1	67	67	67	71	71	71	71	71	70	#09	#09	#09	#09
Peter Arthur John Tonelli (71)	2	71	70	71	70	70	70	70	70	#09	70	71	71	#00
Roger Cote (#09)	3	#09	71	70	#09	#09	#09	#09	71	71	#00	#00	71	
Jimmy Locke (70)	4	70	#09	#09	87	87	87	#00	#00	#00	#00	70	70	70
Michael Choe (118)	5	118	141	141	96	#00	#00	87	87	87	87	87	87	87
Robert Stager (141)	6	141	87	87	141	141	141	141	#08	#08	#08	#08	#08	#08
Robert Karl Jr. (#08)	7	#08	118	96	#00	#08	#08	#08	141	141	141	141	141	141
Andrew Wickline (45)	8	45	96	118	67	118	118	118	118	118	118	118	118	118
Stephen Pope (87)	9	87	45	#00	#08	45	45	45	45	45	45	45	45	45
Doug Fisher (151)	10	151	#08	#08	118	86	86	86	86	86	43	43	43	43
Mark Wheatley (86)	11	86	#00	45	45	43	43	43	43	86	86	86	86	86
Kyle Colbey (43)	12	43	43	86	86	14	14	14	90	90	90	90	14	14
Matt Rowe (96)	13	96	86	43	43	90	90	90	14	14	14	14	90	90
David Colbey (90)	14	90	90	90	14	20	135	135	135	135	177	177	177	177
Robert Karl (20)	15	20	151	14	90	135	151	151	151	177	135	135	135	13
Nick Leverone (#00)	16	#00	20	20	20	151	20	#02	#02	151	151	151	#02	135
Rebecca Harvey (33)	17	33	14	151	135	#02	#02	20	177	#02	#02	#02	151	#02
Dominic Karl (135)	18	135	33	135	151	177	177	177	20	20	13	13	13	151
Pratt Tanner (#02)	19	#02	135	#02	#02	33	33	33	33	13	20	7	7	7
Keith Knickerbocker (14)	20	14	#02	33	33	77	77	13	77	7	7	20	20	20
Chad Mulhall (177)	21	177	177	177	177	13	13	77	13	33	33	77	77	77
Robert Reed (13)	22	13	77	77	77	7	7	7	7	77	77	33	33	33
Daniel Sheppard (77)	23	77	29	29	29	29	29	29	15	15	#07	#07	#07	#07
Michael Buccella (29)	24	29	15	15	15	15	15	15	29	#07	15	15	15	15
Paul DeYeso (35)	25	35	#07	#07	13	#07	#07	#07	#07	29	29	29	29	29
Richard Patullo (15)	26	15	27	27	#07	27	27	27	35	35	35	35	35	35
Cy Peake (7)	27	7	35	13	7	35	35	35	27	27	27	27	27	27
Donald Blunt (27)	28	27	7	7	27									
Jason Carroll (#07)	29	#07	13	35	35									
-	30													

Joshua Underwood, Chief of Timing & Scoring

Orbits

Bob Anderson, Chief Steward / James Shoemaker, Chairman SOM

www.mylaps.com
Licensed to: NER, SCCA



New England Region NERRC Kickoff Weekend Official Contingency Result



NERRC Kickoff Weekend

Grp 3 - ITA,IT7,SM2,STL

Palmer Motorsports Park 2.300 miles

Race 3 #17-RQ-4901-S

5/7/2017 02:00 PM

Race (20:00 and 1 Laps) started at 14:42:17

<u>(#09) Roger Cote</u>			5	1:52.675	+0.303	11	1:54.625		3	1:57.309	+2.655	9	1:56.463	+0.020
1	1:55.347	+3.783	6	1:54.107	+1.735	12	1:57.066	+2.441	4	1:56.767	+2.113	10	1:56.443	
2	1:52.723	+1.159	7	1:53.819	+1.447	<u>(43) Kyle Colbey</u>			5	1:56.385	+1.731	11	1:56.968	+0.525
3	1:52.256	+0.692	8	1:53.591	+1.219	1	2:01.200	+6.167	6	1:56.816	+2.162	12	1:57.949	+1.506
4	1:51.865	+0.301	9	1:53.974	+1.602	2	1:57.250	+2.217	7	1:55.352	+0.698	<u>(7) Cy Peake</u>		
5	1:51.674	+0.110	10	1:54.715	+2.343	3	1:56.553	+1.520	8	1:56.022	+1.368	1	2:10.076	+17.318
6	1:51.730	+0.166	11	1:54.184	+1.812	4	1:56.940	+1.907	9	1:55.717	+1.063	2	1:58.968	+6.210
7	1:52.032	+0.468	12	1:54.157	+1.785	5	1:55.773	+0.740	10	1:55.139	+0.485	3	1:54.236	+1.478
8	1:52.241	+0.677	<u>(#08) Robert Karl Jr.</u>			6	1:55.543	+0.510	11	1:54.821	+0.167	4	1:55.660	+2.902
9	1:51.828	+0.264	1	1:59.470	+6.373	7	1:55.217	+0.184	12	1:54.654		5	1:52.758	
10	1:52.288	+0.724	2	1:53.671	+0.574	8	1:56.323	+1.290	<u>(13) Robert Reed</u>			6	1:58.369	+5.611
11	1:51.564		3	1:53.473	+0.376	9	1:55.033		1	2:12.001	+19.132	7	1:58.259	+5.501
12	1:52.099	+0.535	4	1:53.230	+0.133	10	1:55.163	+0.130	2	1:58.715	+5.846	8	1:56.249	+3.491
<u>(#00) Nick Leverone</u>			5	1:53.563	+0.466	11	1:55.283	+0.250	3	1:54.082	+1.213	9	1:55.252	+2.494
1	1:58.171	+7.348	6	1:53.583	+0.486	12	1:55.404	+0.371	4	1:54.207	+1.338	10	1:55.374	+2.616
2	1:52.647	+1.824	7	1:54.137	+1.040	<u>(86) Mark Wheatley</u>			5	1:53.837	+0.968	11	1:53.445	+0.687
3	1:52.411	+1.588	8	1:53.688	+0.591	1	2:01.922	+6.605	6	1:58.427	+5.558	12	1:53.463	+0.705
4	1:52.500	+1.677	9	1:54.850	+1.753	2	1:55.971	+0.654	7	1:58.707	+5.838	<u>(20) Robert Karl</u>		
5	1:51.906	+1.083	10	1:54.299	+1.202	3	1:55.606	+0.289	8	1:55.378	+2.509	1	2:02.443	+5.018
6	1:52.692	+1.869	11	1:53.097		4	1:55.800	+0.483	9	1:53.378	+0.509	2	1:58.455	+1.030
7	1:51.421	+0.598	12	1:53.901	+0.804	5	1:56.284	+0.967	10	1:53.371	+0.502	3	1:57.623	+0.198
8	1:51.113	+0.290	<u>(141) Robert Stager</u>			6	1:56.434	+1.117	11	1:52.869		4	1:57.425	
9	1:51.096	+0.273	1	1:56.068	+2.609	7	1:56.099	+0.782	12	1:54.941	+2.072	5	1:59.672	+2.247
10	1:51.722	+0.899	2	1:53.697	+0.238	8	1:56.734	+1.417	<u>(135) Dominic Karl</u>			6	1:58.377	+0.952
11	1:50.823		3	1:55.109	+1.650	9	1:55.875	+0.558	1	2:03.996	+7.497	7	1:59.622	+2.197
12	1:52.747	+1.924	4	1:54.940	+1.481	10	1:55.317		2	1:57.029	+0.530	8	1:59.006	+1.581
<u>(71) Peter Arthur John Tonelli</u>			5	1:53.459		11	1:56.218	+0.901	3	1:57.220	+0.721	9	1:59.648	+2.223
1	1:54.505	+3.082	6	1:53.726	+0.267	12	2:01.776	+6.459	4	1:57.298	+0.799	10	1:59.068	+1.643
2	1:51.979	+0.556	7	1:55.680	+2.221	<u>(14) Keith Knickerbocker</u>			5	1:58.278	+1.779	11	1:59.364	+1.939
3	1:51.877	+0.454	8	1:53.579	+0.120	1	2:02.127	+6.440	6	1:57.275	+0.776	12	1:58.246	+0.821
4	1:51.830	+0.407	9	1:53.786	+0.327	2	1:56.034	+0.347	7	1:56.852	+0.353	<u>(77) Daniel Sheppard</u>		
5	1:52.370	+0.947	10	1:54.544	+1.085	3	1:56.903	+1.216	8	1:56.818	+0.319	1	1:58.222	+0.953
6	1:52.142	+0.719	11	1:53.592	+0.133	4	1:56.633	+0.946	9	1:56.678	+0.179	2	1:57.856	+0.587
7	1:52.327	+0.904	12	1:53.612	+0.153	5	1:56.170	+0.483	10	1:56.684	+0.185	3	1:57.269	
8	1:53.075	+1.652	<u>(118) Michael Choe</u>			6	1:57.186	+1.499	11	1:56.499		4	1:58.001	+0.732
9	1:52.466	+1.043	1	1:57.300	+4.466	7	1:57.329	+1.642	12	1:58.160	+1.661	5	2:00.323	+3.054
10	1:52.223	+0.800	2	1:55.268	+2.434	8	1:56.875	+1.188	<u>(#02) Pratt Tanner</u>			6	1:58.970	+1.701
11	1:51.423		3	1:55.604	+2.770	9	1:56.489	+0.802	1	2:04.255	+8.178	7	1:58.163	+0.894
12	1:55.925	+4.502	4	1:54.150	+1.316	10	1:56.288	+0.601	2	1:58.095	+2.018	8	1:59.174	+1.905
<u>(70) Jimmy Locke</u>			5	1:54.716	+1.882	11	1:56.025	+0.338	3	1:56.823	+0.746	9	1:58.118	+0.849
1	1:54.323	+2.627	6	1:54.086	+1.252	12	1:55.687		4	1:57.038	+0.961	10	1:58.212	+0.943
2	1:52.960	+1.264	7	1:53.602	+0.768	<u>(90) David Colbey</u>			5	1:58.936	+2.859	11	1:57.462	+0.193
3	1:51.696		8	1:53.578	+0.744	1	2:01.194	+5.258	6	1:56.831	+0.754	12	1:57.437	+0.168
4	1:51.788	+0.092	9	1:52.834		2	1:57.193	+1.257	7	1:56.441	+0.364	<u>(33) Rebecca Harvey</u>		
5	1:52.205	+0.509	10	1:54.082	+1.248	3	1:57.877	+1.941	8	1:58.164	+2.087	1	2:04.046	+5.556
6	1:52.163	+0.467	11	1:53.847	+1.013	4	1:57.028	+1.092	9	1:56.162	+0.085	2	2:01.218	+2.728
7	1:51.792	+0.096	12	1:53.985	+1.151	5	1:56.540	+0.604	10	1:56.079	+0.002	3	1:58.586	+0.096
8	1:52.666	+0.970	<u>(45) Andrew Wickline</u>			6	1:56.195	+0.259	11	1:56.077		4	1:59.383	+0.893
9	1:52.122	+0.426	1	1:59.349	+4.724	7	1:56.923	+0.987	12	1:58.091	+2.014	5	1:59.733	+1.243
10	2:01.339	+9.643	2	1:57.052	+2.427	8	1:56.932	+0.996	<u>(151) Doug Fisher</u>			6	1:58.692	+0.202
11	1:52.924	+1.228	3	1:55.341	+0.716	9	1:55.936		1	2:03.268	+6.825	7	1:58.862	+0.372
12	1:53.671	+1.975	4	1:55.550	+0.925	10	1:56.610	+0.674	2	1:58.735	+2.292	8	1:58.840	+0.350
<u>(87) Stephen Pope</u>			5	1:56.135	+1.510	11	1:56.973	+1.037	3	1:57.975	+1.532	9	1:58.490	
1	1:56.215	+3.843	6	1:55.986	+1.361	12	1:56.312	+0.376	4	1:57.622	+1.179	10	1:59.781	+1.291
2	1:53.641	+1.269	7	1:55.784	+1.159	<u>(177) Chad Mulhall</u>			5	1:58.099	+1.656	11	1:58.861	+0.371
3	1:52.372		8	1:55.157	+0.532	1	2:05.621	+10.967	6	1:57.403	+0.960	12	2:01.105	+2.615
4	1:53.537	+1.165	9	1:55.286	+0.661	2	1:59.677	+5.023	7	1:56.815	+0.372	<u>(#07) Jason Carroll</u>		
			10	1:55.373	+0.748				8	1:57.165	+0.722			

Joshua Underwood, Chief of Timing & Scoring

Bob Anderson, Chief Steward / James Shoemaker, Chairman SOM

Orbits

Joshua Underwood

www.mylaps.com
Licensed to: NER, SCCA



New England Region
NERRC Kickoff Weekend
Official Contingency Result



NERRC Kickoff Weekend


Grp 3 - ITA,IT7,SM2,STL

Palmer Motorsports Park 2.300 miles

Race 3 #17-RQ-4901-S

5/7/2017 02:00 PM

Race (20:00 and 1 Laps) started at 14:42:17



1	2:03.518	+4.712	8	2:00.643	+0.226
2	1:59.898	+1.092	9	2:01.514	+1.097
3	1:59.624	+0.818	10	2:00.417	
4	2:01.012	+2.206	11	2:01.885	+1.468
5	1:59.665	+0.859			
6	1:58.912	+0.106			
7	2:01.467	+2.661			
8	2:00.065	+1.259			
9	2:00.849	+2.043			
10	1:59.287	+0.481			
11	1:58.806				
12	1:58.869	+0.063			
<hr/>					
(15) Richard Patullo					
1	2:02.990	+4.188			
2	2:00.293	+1.491			
3	1:59.548	+0.746			
4	2:00.383	+1.581			
5	1:58.999	+0.197			
6	1:59.901	+1.099			
7	2:00.981	+2.179			
8	2:01.377	+2.575			
9	2:01.372	+2.570			
10	2:00.150	+1.348			
11	1:58.802				
12	1:58.995	+0.193			
<hr/>					
(29) Michael Buccella					
1	2:02.101	+3.455			
2	2:00.303	+1.657			
3	2:00.299	+1.653			
4	2:00.454	+1.808			
5	1:59.106	+0.460			
6	2:00.081	+1.435			
7	2:02.310	+3.664			
8	2:00.611	+1.965			
9	2:01.637	+2.991			
10	2:00.050	+1.404			
11	1:58.646				
12	1:58.744	+0.098			
<hr/>					
(35) Paul DeYeso					
1	2:07.499	+7.048			
2	2:01.895	+1.444			
3	2:02.274	+1.823			
4	2:00.451				
5	2:00.620	+0.169			
6	2:01.022	+0.571			
7	2:01.352	+0.901			
8	2:00.697	+0.246			
9	2:01.086	+0.635			
10	2:00.452	+0.001			
11	2:02.279	+1.828			
<hr/>					
(27) Donald Blunt					
1	2:05.815	+5.398			
2	2:02.675	+2.258			
3	2:01.818	+1.401			
4	2:00.827	+0.410			
5	2:01.095	+0.678			
6	2:01.040	+0.623			
7	2:02.387	+1.970			

(96) Matt Rowe		
1	1:57.336	+5.456
2	1:52.690	+0.810
3	1:51.880	
<hr/>		
(67) Craig McHaffie		
1	1:51.973	+1.248
2	1:50.725	
3	2:03.156	+12.431

Joshua Underwood, Chief of Timing & Scoring

Orbits

Bob Anderson, Chief Steward / James Shoemaker, Chairman SOM

Joshua Underwood

www.mylaps.com
 Licensed to: NER, SCCA



**New England Region
NERRC Kickoff Weekend
Official Contingency Result**



NERRC Kickoff Weekend

Sorted on Best Lap time

Grp 3 - ITA,IT7,SM2,STL

Palmer Motorsports Park 2.300 miles

Race 3 #17-RQ-4901-S

5/7/2017 02:00 PM

Race (20:00 and 1 Laps) started at 14:42:17

Pos	No.	Name	Class	Best Tm	Diff	Best Speed	In Lap	Make-Model	Sponsor
IT7									
1	77	Daniel Sheppard	IT7	1:57.269		70.607	3	Mazda RX7/purple	it7racing.com
2	29	Michael Buccella	IT7	1:58.646	1.377	69.787	11	Mazda RX7/Yellow	1-800-Danno
3	15	Richard Patullo	IT7	1:58.802	1.533	69.696	11	Mazda RX7/Ice blue	
4	#07	Jason Carroll	IT7	1:58.806	1.537	69.693	11	Mazda RX-7/white/	IT7racing.com
5	27	Donald Blunt	IT7	2:00.417	3.148	68.761	10	Mazda rx7/white	
6	35	Paul DeYeso	IT7	2:00.451	3.182	68.742	4	Mazda RX-7/Orange	Kid's Inheritance
ITA									
1	96	Matt Rowe	ITA	1:51.880		74.008	3	Plymouth Neon/wh	M Squared Racing
2	87	Stephen Pope	ITA	1:52.372	0.492	73.684	3	Mazda Miata/Red/E	Pope Design Group
3	43	Kyle Colbey	ITA	1:55.033	3.153	71.979	9	Honda CRX Si/Yellc	Like Father Like So
4	90	David Colbey	ITA	1:55.936	4.056	71.419	9	Honda CRX Si/Red	Like Father Like So
SM2									
1	#00	Nick Leverone	SM2	1:50.823		74.714	11	Mazda Miata/blue/l	Flatout Motorsport
2	#09	Roger Cote	SM2	1:51.564	0.741	74.217	11	Mazda miata/white	Ives Motorsports
3	70	Jimmy Locke	SM2	1:51.696	0.873	74.130	3	Mazda Miata/rusty	NorthEast Earth M
4	#08	Robert Karl Jr.	SM2	1:53.097	2.274	73.211	11	Mazda Miata/Yellow	BK Motorsports
5	86	Mark Wheatley	SM2	1:55.317	4.494	71.802	10	Mazda Miata/Silver	
6	14	Keith Knickerbocker	SM2	1:55.687	4.864	71.572	12	Mazda Miata/black	Knickerbocker by D
7	#02	Pratt Tanner	SM2	1:56.077	5.254	71.332	11	Mazda Miata/white,	
8	135	Dominic Karl	SM2	1:56.499	5.676	71.074	11	Mazda Miata/Red V	BK Motorsports
9	20	Robert Karl	SM2	1:57.425	6.602	70.513	4	Mazda Miata/White	BK Motorsports
10	33	Rebecca Harvey	SM2	1:58.490	7.667	69.879	9	Mazda Miata/Blue	Road Rebels
Not classified									
DNS	#06	Jeff Longo	SM2			-	0	Mazda Miata/red	LTD Racing / Marbl
DNS	196	Matthew Morin	SM2			-	0	Mazda Miata/White	Overtime racing
STL									
1	67	Craig McHaffie	STL	1:50.725		74.780	2	Mazda MX5/red	Flatout Motorsport
2	71	Peter Arthur John Tonelli	STL	1:51.423	0.698	74.311	11	Mazda Miata/Red/E	
3	7	Cy Peake	STL	1:52.758	2.033	73.432	5	Mazda Miata/green	LTD Racing
4	118	Michael Choe	STL	1:52.834	2.109	73.382	9	Mazda Miata/Orange	SAC Racing
5	13	Robert Reed	STL	1:52.869	2.144	73.359	11	Mazda Miata/Greer	LTD Racing
6	141	Robert Stager	STL	1:53.459	2.734	72.978	5	Mazda miata/green	SCDA
7	45	Andrew Wickline	STL	1:54.625	3.900	72.236	11	Mazda miata/silver,	Rosmar racing. Ger
8	177	Chad Mulhall	STL	1:54.654	3.929	72.217	12	Mazda Miata/Blue/l	Van Kleeck's Tire

Announcements

Time Prov 1506 Time Final 1540

Joshua Underwood, Chief of Timing & Scoring

Orbits

Bob Anderson, Chief Steward / James Shoemaker, Chairman SOM

www.mylaps.com
Licensed to: NER, SCCA



**New England Region
NERRC Kickoff Weekend
Official Contingency Result**



NERRC Kickoff Weekend

Sorted on Best Lap time

Grp 3 - ITA,IT7,SM2,STL

Palmer Motorsports Park 2.300 miles

Race 3 #17-RQ-4901-S

5/7/2017 02:00 PM

Race (20:00 and 1 Laps) started at 14:42:17

Pos	No.	Name	Class	Best Tm	Diff	Best Speed	In Lap	Make-Model	Sponsor
9	151	Doug Fisher	STL	1:56.443	5.718	71.108	10	Mazda Miata/Blue/'	Father Daughter R:
Not classified									
DNS	#05	Dwayne Bennett	STL			-	0	Mazda Miata/Black	LTD Racing

Announcements

Time Prov 1506 Time Final 1540

Joshua Underwood, Chief of Timing & Scoring

Orbits

Bob Anderson, Chief Steward / James Shoemaker, Chairman SOM

www.mylaps.com
Licensed to: NER, SCCA



**New England Region
NERRC Kickoff Weekend
Official Contingency Result**



NERRC Kickoff Weekend

Sorted on Laps

Grp 4 - FA-B-C-E-M-S,CFC,P1-2,ASR

Palmer Motorsports Park 2.300 miles

Race 3 #17-RQ-4901-S

5/7/2017 02:30 PM

Race (20:00 and 1 Laps) started at 15:17:28

Pos	No.	Name	Class	Laps	Diff	Total Tm	Best Tm	Make-Model	Sponsor
1	82	Matthew Gendron	FA	14		23:08.190	1:36.895	Mazda Pro Ma	Small Fortune Racing P
2	48	Alex Tollefsen	FC	14	28.202	23:36.392	1:37.940	Van Diemen/g	

Announcements

Time Prov 1544 Time Final 1614

Margin of Victory	Avg. Speed	Best Lap Tm	Best Speed	Best Lap by
28.202	83.504	1:36.895	85.453	82 - Matthew Gendron

Joshua Underwood, Chief of Timing & Scoring

Orbits

Bob Anderson, Chief Steward / James Shoemaker, Chairman SOM

www.mylaps.com
Licensed to: NER, SCCA

NERRC Kickoff Weekend

Lapchart


Grp 4 - FA-B-C-E-M-S,CFC,P1-2,ASR

Palmer Motorsports Park 2.300 miles

Race 3 #17-RQ-4901-S

5/7/2017 02:30 PM

Race (20:00 and 1 Laps) started at 15:17:28



Competitors

Laps

	0	1	2	3	4	5	6	7	8	9	10	11	12	13	14
Matthew Gendron (82)	1	82	82	82	82	82	82	82	82	82	82	82	82	82	82
Alex Tollefsen (48)	2	48	48	48	48	48	48	48	48	48	48	48	48	48	48



New England Region
NERRC Kickoff Weekend
Official Contingency Result



NERRC Kickoff Weekend

Grp 4 - FA-B-C-E-M-S,CFC,P1-2,ASR

Palmer Motorsports Park 2.300 miles

Race 3 #17-RQ-4901-S

5/7/2017 02:30 PM

Race (20:00 and 1 Laps) started at 15:17:28

(82) Matthew Gendron

1	1:42.867	+5.972
2	1:40.472	+3.577
3	1:39.860	+2.965
4	1:40.102	+3.207
5	1:40.862	+3.967
6	1:40.610	+3.715
7	1:37.427	+0.532
8	1:36.895	
9	1:39.229	+2.334
10	1:39.889	+2.994
11	1:36.944	+0.049
12	1:38.129	+1.234
13	1:37.233	+0.338
14	1:37.671	+0.776

(48) Alex Tollefsen

1	1:44.289	+6.349
2	1:42.640	+4.700
3	1:41.890	+3.950
4	1:42.123	+4.183
5	1:41.200	+3.260
6	1:41.037	+3.097
7	1:41.230	+3.290
8	1:41.303	+3.363
9	1:41.207	+3.267
10	1:40.585	+2.645
11	1:41.365	+3.425
12	1:40.419	+2.479
13	1:39.040	+1.100
14	1:37.940	

Joshua Underwood, Chief of Timing & Scoring

Orbits

Bob Anderson, Chief Steward / James Shoemaker, Chairman SOM

www.mylaps.com
 Licensed to: NER, SCCA



**New England Region
NERRC Kickoff Weekend
Official Contingency Result**



NERRC Kickoff Weekend

Sorted on Laps

Grp 5 - SRF,SRF3,EVSR,SPU,E-F-HP,GTL

Palmer Motorsports Park 2.300 miles

Race 3 #17-RQ-4901-S

5/7/2017 03:00 PM

Race (20:00 and 1 Laps) started at 15:51:33

Pos	No.	Name	Class	Laps	Diff	Total Tm	Best Tm	Make-Model	Sponsor
1	72	Steve Introne	SRF3	13		22:44.205	1:42.790	SCCA Enterpri:	IntroneCom.com Black
2	8	Jonathan Emms	SRF3	13	14.803	22:59.008	1:45.165	SCCA Enterpri:	Clockwork Orange Raci
3	97	Jeffrey Swann	SRF3	13	19.445	23:03.650	1:45.547	SCCA Enterpri:	powered by Mobility
4	12	Federico Burgos	SRF3	13	19.989	23:04.194	1:45.579	SCCA ENTERP	BOGUS ENTERPRISES
5	20	Steve Owens	SRF3	13	32.812	23:17.017	1:45.824	SCCA SRF/Yell	Finish Line Product Dev
6	98	J P DeVillars	SRF3	13	38.636	23:22.841	1:45.676	SCCA Enterpri:	BlueWave Racing
7	17	Don Kahn	SRF	13	51.012	23:35.217	1:47.084	SCCA Enterpri:	
8	4	Scott James	SRF	13	51.686	23:35.891	1:47.218	SCCA Enterpri:	Chicane Racing/Motion
9	69	Mark Saviet	SRF	13	1:28.199	24:12.404	1:49.945	Spec Racer Fo	DADDYLUBE - 'Service
10	85	Chris Andrews	SRF	13	1:48.070	24:32.275	1:50.013	SCCA Enterpri:	
11	54	Peter A Lombardo	EP	12	1 Lap	23:57.638	1:58.585	Alfa Romeo Mi	
12	55	Andrew Bairley	SRF	12	1 Lap	24:02.171	1:57.012	SCCA Enterpri:	
13	18	George Farrar	GTL	12	1 Lap	24:33.048	1:58.570	Mazda miata/t	HOT racing
14	33	Dave Trostle	SRF	11	2 Laps	23:05.122	2:03.517	SCCA Enterpri:	Sterling Acceptance Co
15	81	JB Swan	EP	7	6 Laps	14:51.647	1:59.802	Mazda RX-7/bl	R&S Redco

Not classified

DNS	71	Peter Arthur John Tonelli	EP		DNS			Mazda Miata/F	
DNS	193	Keith Hammitte	EP		DNS			BMW 325is/re	

Announcements

Time Prov 1616 Time Final 1646

New Track Record (1:42.790) for SRF3 by Steve Introne.

Margin of Victory	Avg. Speed	Best Lap Tm	Best Speed	Best Lap by
14.803	78.903	1:42.790	80.553	72 - Steve Introne

Joshua Underwood, Chief of Timing & Scoring

Orbits

Bob Anderson, Chief Steward / James Shoemaker, Chairman SOM

www.mylaps.com
Licensed to: NER, SCCA



**New England Region
NERRC Kickoff Weekend
Official Contingency Result**



NERRC Kickoff Weekend

Sorted on Laps

Grp 5 - SRF,SRF3,EVSR,SPU,E-F-HP,GTL

Palmer Motorsports Park 2.300 miles

Race 3 #17-RQ-4901-S

5/7/2017 03:00 PM

Race (20:00 and 1 Laps) started at 15:51:33

Pos	No.	Name	Class	Laps	Diff	Total Tm	Best Tm	Make-Model	Sponsor
EP									
1	54	Peter A Lombardo	EP	12		23:57.638	1:58.585	Alfa Romeo Mi	
2	81	JB Swan	EP	7	5 Laps	14:51.647	1:59.802	Mazda RX-7/bl	R&S Redco
Not classified									
DNS	71	Peter Arthur John Tonelli	EP		DNS			Mazda Miata/F	
DNS	193	Keith Hammitte	EP		DNS			BMW 325is/re	
GTL									
1	18	George Farrar	GTL	12		24:33.048	1:58.570	Mazda miata/t	HOT racing
SRF									
1	17	Don Kahn	SRF	13		23:35.217	1:47.084	SCCA Enterpri:	
2	4	Scott James	SRF	13	0.674	23:35.891	1:47.218	SCCA Enterpri:	Chicane Racing/Motion
3	69	Mark Saviet	SRF	13	37.187	24:12.404	1:49.945	Spec Racer Fo	DADDYLUBE - 'Service
4	85	Chris Andrews	SRF	13	57.058	24:32.275	1:50.013	SCCA Enterpri:	
5	55	Andrew Bairley	SRF	12	1 Lap	24:02.171	1:57.012	SCCA Enterpri:	
6	33	Dave Trostle	SRF	11	2 Laps	23:05.122	2:03.517	SCCA Enterpri:	Sterling Acceptance Co
SRF3									
1	72	Steve Introne	SRF3	13		22:44.205	1:42.790	SCCA Enterpri:	IntroneCom.com Black
2	8	Jonathan Emms	SRF3	13	14.803	22:59.008	1:45.165	SCCA Enterpri:	Clockwork Orange Raci
3	97	Jeffrey Swann	SRF3	13	19.445	23:03.650	1:45.547	SCCA Enterpri:	powered by Mobeity
4	12	Federico Burgos	SRF3	13	19.989	23:04.194	1:45.579	SCCA ENTERP	BOGUS ENTERPRISES
5	20	Steve Owens	SRF3	13	32.812	23:17.017	1:45.824	SCCA SRF/Yell	Finish Line Product Dev
6	98	J P DeVillars	SRF3	13	38.636	23:22.841	1:45.676	SCCA Enterpri:	BlueWave Racing

Announcements

Time Prov 1616 Time Final 1646

New Track Record (1:42.790) for SRF3 by Steve Introne.

Margin of Victory	Avg. Speed	Best Lap Tm	Best Speed	Best Lap by
14.803	78.903	1:42.790	80.553	72 - Steve Introne

Joshua Underwood, Chief of Timing & Scoring

Orbits

Bob Anderson, Chief Steward / James Shoemaker, Chairman SOM

www.mylaps.com
Licensed to: NER, SCCA

NERRC Kickoff Weekend

Lapchart


Grp 5 - SRF,SRF3,EVSR,SPU,E-F-HP,GTL

Palmer Motorsports Park 2.300 miles

Race 3 #17-RQ-4901-S

5/7/2017 03:00 PM

Race (20:00 and 1 Laps) started at 15:51:33



Competitors	Laps													
	0	1	2	3	4	5	6	7	8	9	10	11	12	13
Steve Introne (72)	1	72	72	72	72	72	72	72	72	72	72	72	72	72
Jonathan Emms (8)	2	8	8	8	8	8	8	8	8	8	8	8	8	8
Jeffrey Swann (97)	3	97	97	97	97	97	97	97	97	97	97	97	97	97
Federico Burgos (12)	4	12	12	12	12	12	12	12	12	12	12	12	12	12
J P DeVillars (98)	5	98	98	98	98	98	98	20	20	20	20	20	20	20
Steve Owens (20)	6	20	20	20	20	20	20	98	98	98	98	98	98	98
Scott James (4)	7	4	4	4	4	4	4	17	17	17	17	17	17	17
Don Kahn (17)	8	17	17	17	17	17	17	4	4	4	4	4	4	4
Mark Saviet (69)	9	69	69	69	69	69	69	69	69	69	69	69	69	69
Chris Andrews (85)	10	85	85	85	85	85	85	85	85	85	85	85	85	85
Peter A Lombardo (54)	11	54	54	54	54	54	54	54	54	54	54	54	54	54
JB Swan (81)	12	81	81	81	81	55	55	55	55	55	55	55	55	55
Andrew Bairley (55)	13	55	55	55	55	81	81	81	18	18	18	18	18	18
Dave Trostle (33)	14	33	33	33	33	18	18	18	33	33	33	33	33	33
George Farrar (18)	15	18	18	18	18	33	33	33	81					
-	16													
-	17													



New England Region NERRC Kickoff Weekend Official Contingency Result



NERRC Kickoff Weekend


Grp 5 - SRF,SRF3,EVSR,SPU,E-F-HP,GTL

Palmer Motorsports Park 2.300 miles

Race 3 #17-RQ-4901-S

5/7/2017 03:00 PM

Race (20:00 and 1 Laps) started at 15:51:33



<u>(72) Steve Introne</u>			1	1:51.275	+5.451	3	1:49.945		7	2:00.066	+1.496
			2	1:47.377	+1.553	4	1:50.254	+0.309	8	2:01.063	+2.493
1	1:46.361	+3.571	3	1:46.573	+0.749	5	1:50.305	+0.360	9	2:03.546	+4.976
2	1:44.461	+1.671	4	1:46.514	+0.690	6	1:50.777	+0.832	10	1:58.570	
3	1:43.143	+0.353	5	1:45.824		7	1:51.705	+1.760	11	1:58.586	+0.016
4	1:43.023	+0.233	6	1:46.106	+0.282	8	1:51.533	+1.588	12	1:59.540	+0.970
5	1:42.790		7	1:47.138	+1.314	9	1:52.021	+2.076	<u>(33) Dave Trostle</u>		
6	1:44.586	+1.796	8	1:46.681	+0.857	10	1:52.134	+2.189	1	2:09.298	+5.781
7	1:43.869	+1.079	9	1:47.781	+1.957	11	1:51.747	+1.802	2	2:07.843	+4.326
8	1:44.285	+1.495	10	1:47.916	+2.092	12	1:52.155	+2.210	3	2:04.193	+0.676
9	1:45.916	+3.126	11	1:47.738	+1.914	13	1:54.036	+4.091	4	2:03.657	+0.140
10	1:45.908	+3.118	12	1:47.606	+1.782	<u>(85) Chris Andrews</u>			5	2:04.070	+0.553
11	1:46.104	+3.314	13	1:47.919	+2.095	1	1:54.771	+4.758	6	2:09.759	+6.242
12	1:46.956	+4.166	<u>(98) J P DeVillars</u>			2	1:50.956	+0.943	7	2:04.640	+1.123
13	1:46.803	+4.013	1	1:50.954	+5.278	3	1:50.013		8	2:03.517	
<u>(8) Jonathan Emms</u>			2	1:47.315	+1.639	4	1:53.639	+3.626	9	2:05.466	+1.949
1	1:48.656	+3.491	3	1:46.252	+0.576	5	1:53.968	+3.955	10	2:05.151	+1.634
2	1:45.325	+0.160	4	1:47.091	+1.415	6	1:54.148	+4.135	11	2:04.626	+1.109
3	1:45.790	+0.625	5	1:45.676		7	1:53.345	+3.332	<u>(81) JB Swan</u>		
4	1:45.689	+0.524	6	1:46.125	+0.449	8	1:52.676	+2.663	1	2:01.710	+1.908
5	1:45.819	+0.654	7	1:57.119	+11.443	9	1:52.919	+2.906	2	1:59.802	
6	1:46.317	+1.152	8	1:47.173	+1.497	10	1:53.989	+3.976	3	1:59.892	+0.090
7	1:46.885	+1.720	9	1:47.761	+2.085	11	1:52.765	+2.752	4	2:09.150	+9.348
8	1:45.777	+0.612	10	1:47.502	+1.826	12	1:53.810	+3.797	5	2:10.902	+11.100
9	1:45.455	+0.290	11	1:46.972	+1.296	13	1:53.729	+3.716	6	2:06.947	+7.145
10	1:45.882	+0.717	12	1:46.089	+0.413	<u>(54) Peter A Lombardo</u>			7	2:20.867	+21.065
11	1:45.731	+0.566	13	1:46.308	+0.632	1	2:00.256	+1.671			
12	1:45.165		<u>(17) Don Kahn</u>			2	1:58.616	+0.031			
13	1:46.465	+1.300	1	1:52.123	+5.039	3	1:59.153	+0.568			
<u>(97) Jeffrey Swann</u>			2	1:48.818	+1.734	4	1:59.166	+0.581			
1	1:49.147	+3.600	3	1:48.874	+1.790	5	1:58.626	+0.041			
2	1:46.499	+0.952	4	1:48.335	+1.251	6	1:58.727	+0.142			
3	1:46.989	+1.442	5	1:48.076	+0.992	7	1:59.356	+0.771			
4	1:47.179	+1.632	6	1:49.622	+2.538	8	2:00.281	+1.696			
5	1:45.987	+0.440	7	1:48.962	+1.878	9	2:01.904	+3.319			
6	1:46.072	+0.525	8	1:49.008	+1.924	10	2:00.802	+2.217			
7	1:47.008	+1.461	9	1:49.648	+2.564	11	2:00.309	+1.724			
8	1:45.720	+0.173	10	1:47.558	+0.474	12	1:58.585				
9	1:46.023	+0.476	11	1:47.771	+0.687	<u>(55) Andrew Bairley</u>					
10	1:45.643	+0.096	12	1:48.063	+0.979	1	2:01.923	+4.911			
11	1:45.689	+0.142	13	1:47.084		2	1:59.967	+2.955			
12	1:45.547		<u>(4) Scott James</u>			3	2:02.090	+5.078			
13	1:45.895	+0.348	1	1:51.573	+4.355	4	2:05.269	+8.257			
<u>(12) Federico Burgos</u>			2	1:49.103	+1.885	5	1:58.405	+1.393			
1	1:50.005	+4.426	3	1:48.754	+1.536	6	1:57.937	+0.925			
2	1:47.038	+1.459	4	1:48.502	+1.284	7	1:57.524	+0.512			
3	1:46.349	+0.770	5	1:48.259	+1.041	8	2:03.752	+6.740			
4	1:46.691	+1.112	6	1:49.672	+2.454	9	1:59.030	+2.018			
5	1:46.527	+0.948	7	1:49.627	+2.409	10	1:59.281	+2.269			
6	1:46.164	+0.585	8	1:48.656	+1.438	11	1:57.515	+0.503			
7	1:46.266	+0.687	9	1:50.051	+2.833	12	1:57.012				
8	1:46.015	+0.436	10	1:48.084	+0.866	<u>(18) George Farrar</u>					
9	1:46.032	+0.453	11	1:47.218		1	2:09.835	+11.265			
10	1:45.579		12	1:47.791	+0.573	2	2:07.494	+8.924			
11	1:45.688	+0.109	13	1:47.379	+0.161	3	2:04.138	+5.568			
12	1:45.717	+0.138	<u>(69) Mark Saviet</u>			4	2:03.248	+4.678			
13	1:45.792	+0.213	1	1:53.864	+3.919	5	2:00.809	+2.239			
<u>(20) Steve Owens</u>			2	1:50.452	+0.507	6	2:03.207	+4.637			

Joshua Underwood, Chief of Timing & Scoring

Bob Anderson, Chief Steward / James Shoemaker, Chairman SOM

Orbits

www.mylaps.com
Licensed to: NER, SCCA



**New England Region
NERRC Kickoff Weekend
Official Contingency Result**



NERRC Kickoff Weekend

Sorted on Best Lap time

Grp 5 - SRF,SRF3,EVSR,SPU,E-F-HP,GTL

Palmer Motorsports Park 2.300 miles

Race 3 #17-RQ-4901-S

5/7/2017 03:00 PM

Race (20:00 and 1 Laps) started at 15:51:33

Pos	No.	Name	Class	Best Tm	Diff	Best Speed	In Lap	Make-Model	Sponsor
EP									
1	54	Peter A Lombardo	EP	1:58.585		69.823	12	Alfa Romeo Milano,	
2	81	JB Swan	EP	1:59.802	1.217	69.114	2	Mazda RX-7/blue	R&S Redco
Not classified									
DNS	71	Peter Arthur John Tonelli	EP			-	0	Mazda Miata/Red/E	
DNS	193	Keith Hammitte	EP			-	0	BMW 325is/red	
GTL									
1	18	George Farrar	GTL	1:58.570		69.832	10	Mazda miata/blue	HOT racing
SRF									
1	17	Don Kahn	SRF	1:47.084		77.322	13	SCCA Enterprises S	
2	4	Scott James	SRF	1:47.218	0.134	77.226	11	SCCA Enterprises S	Chicane Racing/Mo
3	69	Mark Saviet	SRF	1:49.945	2.861	75.310	3	Spec Racer Ford/bl	DADDYLUBE - 'Sen
4	85	Chris Andrews	SRF	1:50.013	2.929	75.264	3	SCCA Enterprises S	
5	55	Andrew Bairley	SRF	1:57.012	9.928	70.762	12	SCCA Enterprises S	
6	33	Dave Trostle	SRF	2:03.517	16.433	67.035	8	SCCA Enterprises S	Sterling Acceptanc
SRF3									
1	72	Steve Introne	SRF3	1:42.790		80.553	5	SCCA Enterprises S	IntroneCom.com E
2	8	Jonathan Emms	SRF3	1:45.165	2.375	78.733	12	SCCA Enterprises S	Clockwork Orange
3	97	Jeffrey Swann	SRF3	1:45.547	2.757	78.448	12	SCCA Enterprises S	powered by Mobile
4	12	Federico Burgos	SRF3	1:45.579	2.789	78.425	10	SCCA ENTERPRISE	BOGUS ENTERPRISE
5	98	J P DeVillars	SRF3	1:45.676	2.886	78.353	5	SCCA Enterprises S	BlueWave Racing
6	20	Steve Owens	SRF3	1:45.824	3.034	78.243	5	SCCA SRF/Yellow/E	Finish Line Product

Announcements

Time Prov 1616 Time Final 1646

New Track Record (1:42.790) for SRF3 by Steve Introne.

Joshua Underwood, Chief of Timing & Scoring

Orbits

Bob Anderson, Chief Steward / James Shoemaker, Chairman SOM

www.mylaps.com
Licensed to: NER, SCCA



**New England Region
NERRC Kickoff Weekend
Official Contingency Result**



NERRC Kickoff Weekend

Sorted on Laps

Grp 6 - SM,ITB-C,T3-4,BSpec,ITEZ,SM5,SSM

Palmer Motorsports Park 2.300 miles

Race 3 #17-RQ-4901-S

5/7/2017 03:30 PM

Race (20:00 and 1 Laps) started at 16:27:34

Pos	No.	Name	Class	Laps	Diff	Total Tm	Best Tm	Make-Model	Sponsor
1	18	Evan Karl	SM	12		22:06.607	1:49.488	Mazda Miata/v	BK Motorsports
2	#00	Nick Leverone	SM	12	3.573	22:10.180	1:50.206	Mazda Miata/t	Flatout Motorsports
3	70	Jimmy Locke	SM	12	20.081	22:26.688	1:50.848	Mazda Miata/r	NorthEast Earth Mecha
4	141	Robert Stager	SM	12	28.539	22:35.146	1:52.131	Mazda miata/c	SCDA
5	13	Robert Reed	SM	12	31.468	22:38.075	1:52.444	Mazda Miata/C	LTD Racing
6	11	Richard Bennett	SM	12	47.665	22:54.272	1:52.354	Mazda Miata/F	
7	45	Andrew Wickline	SM	12	49.098	22:55.705	1:53.297	Mazda miata/s	Rosmar racing. Genese
8	2	Nat Wentworth	ITB	12	1:06.700	23:13.307	1:54.747	Volkswagen G	Eriksson Industries
9	151	Doug Fisher	SM	12	1:07.240	23:13.847	1:54.696	Mazda Miata/E	Father Daughter Racing
10	#02	Pratt Tanner	SM	12	1:18.281	23:24.888	1:54.643	Mazda Miata/v	
11	95	Kenneth Payson	T4	12	1:29.950	23:36.557	1:55.436	Mazda Miata/r	Hoosier Red Line Oil
12	86	Mark Wheatley	SSM	12	1:32.909	23:39.516	1:54.443	Mazda Miata/S	
13	17	Jason Benagh	ITB	12	1:34.517	23:41.124	1:56.664	Volkswagen G	
14	31	Jacob Hart	ITB	12	1:43.280	23:49.887	1:56.477	Volkswagen G	Precision Motorsports
15	115	Robby Smolinski Jr.	ITEZ	11	1 Lap	21:14.041	1:49.336	Chevrolet Corv	
16	14	Christopher S. Mosley	B-Spec	11	1 Lap	22:31.974	2:01.705	Honda Fit/Cop	
17	43	John Williamson	SM	11	1 Lap	22:34.104	2:00.614	Mazda Miata/E	Flatout Motorsports In
18	55	Dan Scully	ITB	10	2 Laps	22:24.674	2:12.188	Volvo 142/blac	Scully Architects

Not classified

DNS	80	Richard Astacio	SM		DNS			Mazda Spec M	Astacio Plumbing
DNS	118	Michael Choe	SM		DNS			Mazda Miata/C	SAC Racing
DNS	#05	Dwayne Bennett	SM		DNS			Mazda Miata/E	LTD Racing
DNS	7	Cy Peake	SM		DNS			Mazda Miata/c	LTD Racing
DNS	#06	Jeff Longo	SM		DNS			Mazda Miata/r	LTD Racing / Marbledal
DNS	176	Alfred Candito	SM		DNS			Mazda Miata/v	
DNS	33	Rebecca Harvey	SM		DNS			Mazda Miata/E	Road Rebels

Announcements

- New Track Record (1:49.488) for SM by Evan Karl.
- New Track Record (1:54.443) for SSM by Mark Wheatley.
- Time Prov 1651 Time Final 1721
- New Track Record (2:01.791) for B-Spec by Christopher S. Mosley.

Margin of Victory	Avg. Speed	Best Lap Tm	Best Speed	Best Lap by
3.573	74.898	1:49.336	75.730	115 - Robby Smolinski Jr.

Joshua Underwood, Chief of Timing & Scoring

Orbits

Bob Anderson, Chief Steward / James Shoemaker, Chairman SOM

www.mylaps.com
Licensed to: NER, SCCA
Page 1/2



**New England Region
NERRC Kickoff Weekend
Official Contingency Result**



NERRC Kickoff Weekend

Sorted on Laps

Grp 6 - SM,ITB-C,T3-4,BSpec,ITEZ,SM5,SSM

Palmer Motorsports Park 2.300 miles

Race 3 #17-RQ-4901-S

5/7/2017 03:30 PM

Race (20:00 and 1 Laps) started at 16:27:34

Pos	No.	Name	Class	Laps	Diff	Total Tm	Best Tm	Make-Model	Sponsor
1	18	Evan Karl	SM	12		22:06.607	1:49.488	Mazda Miata/v	BK Motorsports
2	#00	Nick Leverone	SM	12	3.573	22:10.180	1:50.206	Mazda Miata/t	Flatout Motorsports
3	70	Jimmy Locke	SM	12	20.081	22:26.688	1:50.848	Mazda Miata/r	NorthEast Earth Mecha
4	141	Robert Stager	SM	12	28.539	22:35.146	1:52.131	Mazda miata/c	SCDA
5	13	Robert Reed	SM	12	31.468	22:38.075	1:52.444	Mazda Miata/C	LTD Racing
6	11	Richard Bennett	SM	12	47.665	22:54.272	1:52.354	Mazda Miata/F	
7	45	Andrew Wickline	SM	12	49.098	22:55.705	1:53.297	Mazda miata/s	Rosmar racing. Genese
8	2	Nat Wentworth	ITB	12	1:06.700	23:13.307	1:54.747	Volkswagen G	Eriksson Industries
9	151	Doug Fisher	SM	12	1:07.240	23:13.847	1:54.696	Mazda Miata/E	Father Daughter Racing
10	#02	Pratt Tanner	SM	12	1:18.281	23:24.888	1:54.643	Mazda Miata/v	
11	95	Kenneth Payson	T4	12	1:29.950	23:36.557	1:55.436	Mazda Miata/r	Hoosier Red Line Oil
12	86	Mark Wheatley	SSM	12	1:32.909	23:39.516	1:54.443	Mazda Miata/S	
13	17	Jason Benagh	ITB	12	1:34.517	23:41.124	1:56.664	Volkswagen G	
14	31	Jacob Hart	ITB	12	1:43.280	23:49.887	1:56.477	Volkswagen G	Precision Motorsports
15	115	Robby Smolinski Jr.	ITEZ	11	1 Lap	21:14.041	1:49.336	Chevrolet Cor	
16	14	Christopher S. Mosley	B-Spec	11	1 Lap	22:31.974	2:01.705	Honda Fit/Cop	
17	43	John Williamson	SM	11	1 Lap	22:34.104	2:00.614	Mazda Miata/E	Flatout Motorsports In
18	55	Dan Scully	ITB	10	2 Laps	22:24.674	2:12.188	Volvo 142/blac	Scully Architects

Not classified

DNS	80	Richard Astacio	SM		DNS			Mazda Spec M	Astacio Plumbing
DNS	118	Michael Choe	SM		DNS			Mazda Miata/C	SAC Racing
DNS	#05	Dwayne Bennett	SM		DNS			Mazda Miata/E	LTD Racing
DNS	7	Cy Peake	SM		DNS			Mazda Miata/c	LTD Racing
DNS	#06	Jeff Longo	SM		DNS			Mazda Miata/r	LTD Racing / Marbledal
DNS	176	Alfred Candito	SM		DNS			Mazda Miata/v	
DNS	33	Rebecca Harvey	SM		DNS			Mazda Miata/E	Road Rebels

New Track Record (1:49.336) for ITEZ by Robby Smolinski Jr..

Margin of Victory	Avg. Speed	Best Lap Tm	Best Speed	Best Lap by
3.573	74.898	1:49.336	75.730	115 - Robby Smolinski Jr.

Joshua Underwood, Chief of Timing & Scoring

Orbits

Bob Anderson, Chief Steward / James Shoemaker, Chairman SOM

Joshua Underwood

www.mylaps.com
Licensed to: NER, SCCA



**New England Region
NERRC Kickoff Weekend
Official Contingency Result**



NERRC Kickoff Weekend

Sorted on Laps

Grp 6 - SM,ITB-C,T3-4,BSpec,ITEZ,SM5,SSM

Palmer Motorsports Park 2.300 miles

Race 3 #17-RQ-4901-S

5/7/2017 03:30 PM

Race (20:00 and 1 Laps) started at 16:27:34

Pos	No.	Name	Class	Laps	Diff	Total Tm	Best Tm	Make-Model	Sponsor
B-Spec									
1	14	Christopher S. Mosley	B-Spec	11		22:31.974	2:01.705	Honda Fit/Cop	
ITB									
1	2	Nat Wentworth	ITB	12		23:13.307	1:54.747	Volkswagen G	Eriksson Industries
2	17	Jason Benagh	ITB	12	27.817	23:41.124	1:56.664	Volkswagen G	
3	31	Jacob Hart	ITB	12	36.580	23:49.887	1:56.477	Volkswagen G	Precision Motorsports
4	55	Dan Scully	ITB	10	2 Laps	22:24.674	2:12.188	Volvo 142/blac	Scully Architects
ITEZ									
1	115	Robby Smolinski Jr.	ITEZ	11		21:14.041	1:49.336	Chevrolet Corv	
SM									
1	18	Evan Karl	SM	12		22:06.607	1:49.488	Mazda Miata/v	BK Motorsports
2	#00	Nick Leverone	SM	12	3.573	22:10.180	1:50.206	Mazda Miata/t	Flatout Motorsports
3	70	Jimmy Locke	SM	12	20.081	22:26.688	1:50.848	Mazda Miata/r	NorthEast Earth Mecha
4	141	Robert Stager	SM	12	28.539	22:35.146	1:52.131	Mazda miata/c	SCDA
5	13	Robert Reed	SM	12	31.468	22:38.075	1:52.444	Mazda Miata/C	LTD Racing
6	11	Richard Bennett	SM	12	47.665	22:54.272	1:52.354	Mazda Miata/F	
7	45	Andrew Wickline	SM	12	49.098	22:55.705	1:53.297	Mazda miata/s	Rosmar racing. Genese
8	151	Doug Fisher	SM	12	1:07.240	23:13.847	1:54.696	Mazda Miata/E	Father Daughter Racinq
9	#02	Pratt Tanner	SM	12	1:18.281	23:24.888	1:54.643	Mazda Miata/v	
10	43	John Williamson	SM	11	1 Lap	22:34.104	2:00.614	Mazda Miata/E	Flatout Motorsports In
Not classified									
DNS	80	Richard Astacio	SM		DNS			Mazda Spec M	Astacio Plumbing
DNS	118	Michael Choe	SM		DNS			Mazda Miata/C	SAC Racing
DNS	#05	Dwayne Bennett	SM		DNS			Mazda Miata/E	LTD Racing
DNS	7	Cy Peake	SM		DNS			Mazda Miata/c	LTD Racing
DNS	#06	Jeff Longo	SM		DNS			Mazda Miata/r	LTD Racing / Marbledal
DNS	176	Alfred Candito	SM		DNS			Mazda Miata/v	
DNS	33	Rebecca Harvey	SM		DNS			Mazda Miata/E	Road Rebels

Announcements

- New Track Record (1:49.488) for SM by Evan Karl.
- New Track Record (1:54.443) for SSM by Mark Wheatley.
- Time Prov 1651 Time Final 1721
- New Track Record (2:01.791) for B-Spec by Christopher S. Mosley.

Margin of Victory	Avg. Speed	Best Lap Tm	Best Speed	Best Lap by
3.573	74.898	1:49.336	75.730	115 - Robby Smolinski Jr.

Joshua Underwood, Chief of Timing & Scoring

Orbits

Bob Anderson, Chief Steward / James Shoemaker, Chairman SOM

www.mylaps.com
Licensed to: NER, SCCA
Page 1/2



**New England Region
NERRC Kickoff Weekend
Official Contingency Result**



NERRC Kickoff Weekend

Sorted on Laps

Grp 6 - SM,ITB-C,T3-4,BSpec,ITEZ,SM5,SSM

Palmer Motorsports Park 2.300 miles

Race 3 #17-RQ-4901-S

5/7/2017 03:30 PM

Race (20:00 and 1 Laps) started at 16:27:34

Pos	No.	Name	Class	Laps	Diff	Total Tm	Best Tm	Make-Model	Sponsor
SSM									
1	86	Mark Wheatley	SSM	12		23:39.516	1:54.443	Mazda Miata/S	
T4									
1	95	Kenneth Payson	T4	12		23:36.557	1:55.436	Mazda Miata/r	Hoosier Red Line Oil I

New Track Record (1:49.336) for ITEZ by Robby Smolinski Jr..

Margin of Victory	Avg. Speed	Best Lap Tm	Best Speed	Best Lap by
3.573	74.898	1:49.336	75.730	115 - Robby Smolinski Jr.

Joshua Underwood, Chief of Timing & Scoring

Orbits

Bob Anderson, Chief Steward / James Shoemaker, Chairman SOM

www.mylaps.com
Licensed to: NER, SCCA

NERRC Kickoff Weekend

Lapchart


Grp 6 - SM,ITB-C,T3-4,BSpec,ITEZ,SM5,SSM

Palmer Motorsports Park 2.300 miles

Race 3 #17-RQ-4901-S

5/7/2017 03:30 PM

Race (20:00 and 1 Laps) started at 16:27:34



Competitors	Laps												
	0	1	2	3	4	5	6	7	8	9	10	11	12
Evan Karl (18)	1	18	18	18	18	18	18	18	18	18	18	18	18
Jimmy Locke (70)	2	70	70	70	70	#00	#00	#00	#00	#00	#00	#00	#00
Robert Stager (141)	3	141	141	#00	#00	#00	70	70	70	70	70	115	70
Robert Reed (13)	4	13	#00	141	141	141	141	141	115	115	70	141	141
Nick Leverone (#00)	5	#00	13	13	13	13	13	115	141	141	141	13	13
Andrew Wickline (45)	6	45	45	45	45	115	115	115	13	13	13	11	11
Robby Smolinski Jr. (115)	7	115	115	115	115	45	45	45	45	45	11	11	45
Richard Bennett (11)	8	11	86	11	11	11	11	11	11	45	45	115	2
Doug Fisher (151)	9	151	11	86	86	2	2	2	2	2	2	2	151
Mark Wheatley (86)	10	86	151	151	151	86	#02	#02	#02	#02	#02	151	151
Jason Benagh (17)	11	17	2	2	2	#02	151	151	151	151	151	#02	#02
Nat Wentworth (2)	12	2	#02	#02	#02	151	86	86	86	86	86	95	95
Jacob Hart (31)	13	31	17	17	17	17	95	95	95	95	95	86	17
Pratt Tanner (#02)	14	#02	31	31	95	95	95	17	17	17	17	17	31
Christopher S. Mosley (14)	15	14	14	95	31	31	31	31	31	31	31	31	31
John Williamson (43)	16	43	95	14	14	14	14	14	14	14	14	14	14
Dan Scully (55)	17	55	43	43	43	43	43	43	43	43	43	43	43
Kenneth Payson (95)	18	95	55	55	55	55	55	55	55	55	55	55	55
-	19												
-	20												
-	21												
-	22												
-	23												
-	24												
-	25												



New England Region NERRC Kickoff Weekend Official Contingency Result



NERRC Kickoff Weekend

Grp 6 - SM,ITB-C,T3-4,BSpec,ITEZ,SM5,SSM

Palmer Motorsports Park 2.300 miles

Race 3 #17-RQ-4901-S

5/7/2017 03:30 PM

Race (20:00 and 1 Laps) started at 16:27:34

<u>(18) Evan Karl</u>			5	1:53.205	+0.761	11	1:55.652	+0.956	3	2:01.637	+5.160
1	1:51.062	+1.574	6	1:52.915	+0.471	12	1:55.677	+0.981	4	2:00.576	+4.099
2	1:49.488		7	1:54.879	+2.435	<u>(#02) Pratt Tanner</u>			5	1:59.135	+2.658
3	1:49.539	+0.051	8	1:52.566	+0.122	1	1:59.815	+5.172	6	1:58.097	+1.620
4	1:49.822	+0.334	9	1:52.538	+0.094	2	1:55.794	+1.151	7	1:57.574	+1.097
5	1:50.082	+0.594	10	1:52.489	+0.045	3	1:54.643		8	1:56.892	+0.415
6	1:51.134	+1.646	11	1:52.444		4	1:54.836	+0.193	9	1:56.477	
7	1:50.434	+0.946	12	1:52.890	+0.446	5	1:55.044	+0.401	10	1:58.171	+1.694
8	1:50.402	+0.914	<u>(11) Richard Bennett</u>			6	1:55.850	+1.207	11	1:57.097	+0.620
9	1:50.496	+1.008	1	1:58.799	+6.445	7	1:54.907	+0.264	12	1:56.938	+0.461
10	1:51.031	+1.543	2	1:55.021	+2.667	8	1:55.365	+0.722	<u>(115) Robby Smolinski Jr.</u>		
11	1:50.942	+1.454	3	1:53.876	+1.522	9	1:55.204	+0.561	1	1:57.779	+8.443
12	1:52.175	+2.687	4	1:53.387	+1.033	10	2:07.550	+12.907	2	1:53.947	+4.611
<u>(#00) Nick Leverone</u>			5	1:53.703	+1.349	11	1:56.482	+1.839	3	1:52.744	+3.408
1	1:53.065	+2.859	6	1:54.147	+1.793	12	1:56.306	+1.663	4	1:52.475	+3.139
2	1:50.338	+0.132	7	1:54.346	+1.992	<u>(95) Kenneth Payson</u>			5	1:52.012	+2.676
3	1:50.476	+0.270	8	1:52.354		1	2:04.530	+9.094	6	1:50.114	+0.778
4	1:51.426	+1.220	9	1:53.783	+1.429	2	1:57.018	+1.582	7	1:50.889	+1.553
5	1:50.774	+0.568	10	1:53.754	+1.400	3	1:56.920	+1.484	8	1:49.483	+0.147
6	1:50.889	+0.683	11	1:53.704	+1.350	4	1:58.251	+2.815	9	1:49.336	
7	1:50.272	+0.066	12	1:55.621	+3.267	5	1:56.253	+0.817	10	1:50.190	+0.854
8	1:50.206		<u>(45) Andrew Wickline</u>			6	1:55.754	+0.318	p11	2:33.817	+44.481
9	1:50.468	+0.262	1	1:57.293	+3.996	7	1:56.671	+1.235	<u>(14) Christopher S. Mosley</u>		
10	1:50.399	+0.193	2	1:53.854	+0.557	8	1:56.034	+0.598	1	2:04.357	+2.652
11	1:50.582	+0.376	3	1:53.540	+0.243	9	1:57.837	+2.401	2	2:02.864	+1.159
12	1:50.589	+0.383	4	1:55.608	+2.311	10	1:55.511	+0.075	3	2:02.700	+0.995
<u>(70) Jimmy Locke</u>			5	1:53.526	+0.229	11	1:55.436		4	2:01.791	+0.086
1	1:52.318	+1.470	6	1:53.297		12	2:00.565	+5.129	5	2:02.600	+0.895
2	1:50.896	+0.048	7	1:54.102	+0.805	<u>(86) Mark Wheatley</u>			6	2:02.539	+0.834
3	1:50.929	+0.081	8	1:54.491	+1.194	1	1:58.049	+3.606	7	2:02.407	+0.702
4	1:51.499	+0.651	9	1:55.020	+1.723	2	1:55.636	+1.193	8	2:02.254	+0.549
5	1:51.294	+0.446	10	1:54.299	+1.002	3	1:54.443		9	2:02.085	+0.380
6	1:58.621	+7.773	11	1:54.537	+1.240	4	1:57.308	+2.865	10	2:01.705	
7	1:51.904	+1.056	12	1:55.150	+1.853	5	2:01.379	+6.936	11	2:02.926	+1.221
8	1:50.848		<u>(2) Nat Wentworth</u>			6	1:59.117	+4.674	<u>(43) John Williamson</u>		
9	1:51.318	+0.470	1	1:59.577	+4.830	7	1:57.204	+2.761	1	2:06.447	+5.833
10	1:52.838	+1.990	2	1:54.985	+0.238	8	1:58.229	+3.786	2	2:03.252	+2.638
11	1:51.937	+1.089	3	1:54.971	+0.224	9	1:59.791	+5.348	3	2:01.550	+0.936
12	1:51.995	+1.147	4	1:54.748	+0.001	10	1:59.108	+4.665	4	2:03.011	+2.397
<u>(141) Robert Stager</u>			5	1:54.747		11	1:58.686	+4.243	5	2:02.220	+1.606
1	1:52.927	+0.796	6	1:55.553	+0.806	12	1:58.058	+3.615	6	2:01.795	+1.181
2	1:52.191	+0.060	7	1:55.025	+0.278	<u>(17) Jason Benagh</u>			7	2:01.418	+0.804
3	1:52.131		8	1:56.084	+1.337	1	2:01.297	+4.633	8	2:04.271	+3.657
4	1:53.063	+0.932	9	1:55.423	+0.676	2	1:57.694	+1.030	9	2:04.392	+3.778
5	1:52.477	+0.346	10	1:57.434	+2.687	3	1:58.412	+1.748	10	2:01.058	+0.444
6	1:52.833	+0.702	11	1:55.750	+1.003	4	1:59.390	+2.726	11	2:00.614	
7	1:52.673	+0.542	12	1:56.282	+1.535	5	1:59.202	+2.538	<u>(55) Dan Scully</u>		
8	1:52.571	+0.440	<u>(151) Doug Fisher</u>			6	1:58.032	+1.368	1	2:13.659	+1.471
9	1:53.557	+1.426	1	1:59.330	+4.634	7	1:57.652	+0.988	2	2:13.098	+0.910
10	1:53.315	+1.184	2	1:54.854	+0.158	8	1:58.969	+2.305	3	2:13.623	+1.435
11	1:53.037	+0.906	3	1:54.696		9	1:57.249	+0.585	4	2:12.619	+0.431
12	1:53.964	+1.833	4	1:57.383	+2.687	10	1:56.763	+0.099	5	2:16.000	+3.812
<u>(13) Robert Reed</u>			5	1:55.676	+0.980	11	1:57.090	+0.426	6	2:15.980	+3.792
1	1:54.260	+1.816	6	1:55.235	+0.539	12	1:56.664		7	2:13.992	+1.804
2	1:52.758	+0.314	7	1:55.373	+0.677	<u>(31) Jacob Hart</u>			8	2:12.188	
3	1:53.133	+0.689	8	1:55.428	+0.732	1	2:03.485	+7.008	9	2:12.905	+0.717
4	1:53.396	+0.952	9	1:55.578	+0.882	2	2:00.767	+4.290	10	2:15.425	+3.237
			10	1:56.724	+2.028						

Joshua Underwood, Chief of Timing & Scoring

Bob Anderson, Chief Steward / James Shoemaker, Chairman SOM



**New England Region
NERRC Kickoff Weekend
Official Contingency Result**



NERRC Kickoff Weekend

Sorted on Best Lap time

Grp 6 - SM,ITB-C,T3-4,BSpec,ITEZ,SM5,SSM

Palmer Motorsports Park 2.300 miles

Race 3 #17-RQ-4901-S

5/7/2017 03:30 PM

Race (20:00 and 1 Laps) started at 16:27:34

Pos	No.	Name	Class	Best Tm	Diff	Best Speed	In Lap	Make-Model	Sponsor
B-Spec									
1	14	Christopher S. Mosley	B-Spec	2:01.705		68.033	10	Honda Fit/Copper	
ITB									
1	2	Nat Wentworth	ITB	1:54.747		72.159	5	Volkswagen Golf/Bl	Eriksson Industries
2	31	Jacob Hart	ITB	1:56.477	1.730	71.087	9	Volkswagen Golf/Ye	Precision Motorspo
3	17	Jason Benagh	ITB	1:56.664	1.917	70.973	12	Volkswagen Golf/re	
4	55	Dan Scully	ITB	2:12.188	17.441	62.638	8	Volvo 142/black	Scully Architects
ITEZ									
1	115	Robby Smolinski Jr.	ITEZ	1:49.336		75.730	9	Chevrolet Corvette,	
SM									
1	18	Evan Karl	SM	1:49.488		75.625	2	Mazda Miata/White	BK Motorsports
2	#00	Nick Leverone	SM	1:50.206	0.718	75.132	8	Mazda Miata/blue/t	Flatout Motorsport
3	70	Jimmy Locke	SM	1:50.848	1.360	74.697	8	Mazda Miata/rusty	NorthEast Earth Me
4	141	Robert Stager	SM	1:52.131	2.643	73.842	3	Mazda miata/green	SCDA
5	11	Richard Bennett	SM	1:52.354	2.866	73.696	8	Mazda Miata/Red/t	
6	13	Robert Reed	SM	1:52.444	2.956	73.637	11	Mazda Miata/Greer	LTD Racing
7	45	Andrew Wickline	SM	1:53.297	3.809	73.082	6	Mazda miata/silver,	Rosmar racing. Ger
8	#02	Pratt Tanner	SM	1:54.643	5.155	72.224	3	Mazda Miata/white,	
9	151	Doug Fisher	SM	1:54.696	5.208	72.191	3	Mazda Miata/Blue/'	Father Daughter Ra
10	43	John Williamson	SM	2:00.614	11.126	68.649	11	Mazda Miata/Blue-	Flatout Motorsport
Not classified									
DNS	#05	Dwayne Bennett	SM			-	0	Mazda Miata/Black	LTD Racing
DNS	#06	Jeff Longo	SM			-	0	Mazda Miata/red	LTD Racing / Marbl
DNS	7	Cy Peake	SM			-	0	Mazda Miata/green	LTD Racing
DNS	33	Rebecca Harvey	SM			-	0	Mazda Miata/Blue	Road Rebels
DNS	80	Richard Astacio	SM			-	0	Mazda Spec Miata/	Astacio Plumbing
DNS	118	Michael Choe	SM			-	0	Mazda Miata/Oranç	SAC Racing
DNS	176	Alfred Candito	SM			-	0	Mazda Miata/white	
SSM									
1	86	Mark Wheatley	SSM	1:54.443		72.350	3	Mazda Miata/Silver	
T4									
1	95	Kenneth Payson	T4	1:55.436		71.728	11	Mazda Miata/red	Hoosier Red Line C

Announcements

- New Track Record (1:49.488) for SM by Evan Karl.
- New Track Record (1:54.443) for SSM by Mark Wheatley.
- Time Prov 1651 Time Final 1721
- New Track Record (2:01.791) for B-Spec by Christopher S. Mosley.

Joshua Underwood, Chief of Timing & Scoring


Orbits

Bob Anderson, Chief Steward / James Shoemaker, Chairman SOM

www.mylaps.com
Licensed to: NER, SCCA



**New England Region
NERRC Kickoff Weekend
Official Contingency Result**



NERRC Kickoff Weekend

Sorted on Best Lap time

Grp 6 - SM,ITB-C,T3-4,BSpec,ITEZ,SM5,SSM

Palmer Motorsports Park 2.300 miles

Race 3 #17-RQ-4901-S

5/7/2017 03:30 PM

Race (20:00 and 1 Laps) started at 16:27:34

Pos	No.	Name	Class	Best Tm	Diff	Best Speed	In Lap	Make-Model	Sponsor
B-Spec									
1	14	Christopher S. Mosley	B-Spec	2:01.705		68.033	10	Honda Fit/Copper	
ITB									
1	2	Nat Wentworth	ITB	1:54.747		72.159	5	Volkswagen Golf/Bl	Eriksson Industries
2	31	Jacob Hart	ITB	1:56.477	1.730	71.087	9	Volkswagen Golf/Ye	Precision Motorspo
3	17	Jason Benagh	ITB	1:56.664	1.917	70.973	12	Volkswagen Golf/re	
4	55	Dan Scully	ITB	2:12.188	17.441	62.638	8	Volvo 142/black	Scully Architects
ITEZ									
1	115	Robby Smolinski Jr.	ITEZ	1:49.336		75.730	9	Chevrolet Corvette,	
SM									
1	18	Evan Karl	SM	1:49.488		75.625	2	Mazda Miata/White	BK Motorsports
2	#00	Nick Leverone	SM	1:50.206	0.718	75.132	8	Mazda Miata/blue/t	Flatout Motorsport
3	70	Jimmy Locke	SM	1:50.848	1.360	74.697	8	Mazda Miata/rusty	NorthEast Earth Me
4	141	Robert Stager	SM	1:52.131	2.643	73.842	3	Mazda miata/green	SCDA
5	11	Richard Bennett	SM	1:52.354	2.866	73.696	8	Mazda Miata/Red/t	
6	13	Robert Reed	SM	1:52.444	2.956	73.637	11	Mazda Miata/Greer	LTD Racing
7	45	Andrew Wickline	SM	1:53.297	3.809	73.082	6	Mazda miata/silver,	Rosmar racing. Ger
8	#02	Pratt Tanner	SM	1:54.643	5.155	72.224	3	Mazda Miata/white,	
9	151	Doug Fisher	SM	1:54.696	5.208	72.191	3	Mazda Miata/Blue/'	Father Daughter Ra
10	43	John Williamson	SM	2:00.614	11.126	68.649	11	Mazda Miata/Blue-	Flatout Motorsport
Not classified									
DNS	#05	Dwayne Bennett	SM			-	0	Mazda Miata/Black	LTD Racing
DNS	#06	Jeff Longo	SM			-	0	Mazda Miata/red	LTD Racing / Marbl
DNS	7	Cy Peake	SM			-	0	Mazda Miata/green	LTD Racing
DNS	33	Rebecca Harvey	SM			-	0	Mazda Miata/Blue	Road Rebels
DNS	80	Richard Astacio	SM			-	0	Mazda Spec Miata/	Astacio Plumbing
DNS	118	Michael Choe	SM			-	0	Mazda Miata/Oranç	SAC Racing
DNS	176	Alfred Candito	SM			-	0	Mazda Miata/white	
SSM									
1	86	Mark Wheatley	SSM	1:54.443		72.350	3	Mazda Miata/Silver	
T4									
1	95	Kenneth Payson	T4	1:55.436		71.728	11	Mazda Miata/red	Hoosier Red Line (

New Track Record (1:49.336) for ITEZ by Robby Smolinski Jr..

Joshua Underwood, Chief of Timing & Scoring

Orbits

Bob Anderson, Chief Steward / James Shoemaker, Chairman SOM

www.mylaps.com
Licensed to: NER, SCCA